Tel No. 022 25421373
25434349
Email - dcfthane@gmail.com
dycfthane@mahaforest.gov.in

Government of Maharashtra
Forest Department

Deputy Conservator of Forests, Thane Office

Marethon Circle, Lal Bahadur Shastri marg, NaupadaThane - 400 602

No. Desk -25/A/Survey/FCA/1161 /2025-26 Date -04/11/2025

To,

Chief Conservator of Forests (T),
Thane

Sub - Diversion of 12.0225 Ha Forest Land in favour of EHV Project Division, Kalyan for Construction and laying of 220 KV LILO M/C Transmission Line on 220 KV Padghe Wada & Kolshet Wada Tr.line for 400 KV Kudus Sub Station passing through Village Eksal, Chichavali, Kunde, & Dighashi Taluka Bhiwandi District Thane in the State of Maharashtra.

Ref -
1. Government of India, MoEF&CC, IRO Nagpur vide Letter No. FC-II/MH-201/2022-NGP/14610 Dtd.29/08/2025.
2. This office vide letter No. 25/B/Survey/FCA/3474 Dt. 17/10/2025.
3. User Agency vide Letter No. EE/EHV/PR/DN/KLN/No. 004366 Dtd – 31/10/2025.

Government of India, MoEF&CC, IRO Nagpur has accorded Stage - I clearance vide Reference No. 1 for Diversion of 12.0225 Ha Forest Land in favour of EHV Project Division, Kalyan for Construction and laying of 220 KV LILO M/C Transmission Line on 220 KV Padghe Wada & Kolshet Wada Tr.line for 400 KV Kudus Sub Station passing through Village Eksal, Chichavali, Kunde, & Dighashi Taluka Bhiwandi District Thane in the State of Maharashtra.

This Office Vide Reference No. 2 informed User Agency to submit the compliance report of Conditions raised in In-principal Approval letter of Government of India. According to above letter User Agency has submitted Compliance Report vide Reference No. 3 is given below.

Following compliance report is submitted for kind consideration-

1. General Conditions :-

Condition No.	Conditions as mentioned in the In-principle approval	Compliance Report
1.	Legal Status of forest land shall remain unchanged	The legal status of the land shall remain unchanged. An undertaking in this regard attached herewith. **(Annexure - I)**
2.	The diverted forest area shall be fenced and the demarcation of the proposed forest area	In this regards, User agency has made online payment through RTGS. Details as

Condition No.	Conditions as mentioned in the In-principle approval	Compliance Report
	shall be carried out by erecting 4 feet high cement concrete pillars duly numbered at an interval of 20 meters at the cost of the User Agency.	follow : **Cost of Boundary Pillars** of forest land to be diverted under proposal amounting to **Rs. 1908760** /- has been deposited through RTGS in Maharashtra CAMPA account having its Account No.- 150786448241315 and IFSC code- UBIN0996335 of Union Bank of India on **Dated 29/10/2025** vide **UTR No. SBIN525302291106.** The User Agency has submitted an Undertaking, Certificate and Document regarding payment made available. The same is attached herewith. (**Annexure - II to II/C**)
3.	The State Forest Department shall carryout Compensatory Afforestation (CA) over 25.00 Ha. Degaraded Forest Land identified at Compartment No. 394E, 545, Survey / Gut No. 288 and 58, Village - Palsa, Shikara, Taluka - Mukhed, Hadgaon, District - Nanded, at the cost of the User Agency. The State Government shall ensure to plan 1000 trees oer ha DFL and in case it is not possible to accommodate required number of plants. Then remaning number of trees shall be raised in the nearby Degarded Forest Area as per Working Plan prescription ;	In this regards, User agency has been made online payment through RTGS. Details is as follow : **Cost of Compensatory afforestation** amounting to **Rs. 18231004** /- has been deposited through RTGS in Maharashtra CAMPA account having its Account No.- 150786448241315 and IFSC code- UBIN0996335 of Union Bank of India on **Dated 29/10/2025** vide **UTR No. SBIN525302291106.** The User Agency has submitted an Undertaking, Certificate and Document regarding payment made available. The same is attached herewith. (**Annexure - III to III/C**)
4.	The land identified and earmarked for compensatory afforestation shall be treated and afforestation plan and the work of compensatory afforestation shall be carried out in time bound manner.	In this regard, User Agency has submitted an undertaking is attached herewith. **(Annexure - IV).**
5.	The degraded forest land identified for CA and the approved CA scheme shall not be changed without prior approval of the Central Government and the State Forest Department shall ensure that the amount realized from the User Agency towards CA Should not be left inspent ;	In this regard, User Agency has submitted an undertaking is attached herewith. **(Annexure - V).**

Condition No.	Conditions as mentioned in the In-principle approval	Compliance Report
6.	Considering the fact that, the proposed area for diversion is already diverted for rehabilitation of 5 villages from Koyna Wildlife Sanctuary (for agricultural and residential plots) and some forest area has been transferred to the Revenue Department for land distribution to landless people. The State Government informed that the area could not be available under the conductor for plantation of dwarf species, preferably medicinal. Hence, the State Forest Department shall raise and maintain dwarf medicinal plants over such extant of area in the nearby degraded forest area at the cost of the UA. Details of such area i.e. map, KML, Scheme etc shall be submitted to the RO Nagpur for record and monitoring purpose;	In this regards, User agency has been made online payment through RTGS. Details is as follow : **Cost of Dwarf species (preferably medicinal plants)** amounting to **Rs. 2941866** /- has been deposited through RTGS in Maharashtra CAMPA account having its Account No.- 150786448241315 and IFSC code- UBIN0996335 of Union Bank of India on **Dated 29/10/2025** vide **UTR No. SBIN525302291106.** The User Agency has submitted an Undertaking, Certificate and Document regarding payment made available. The same is attached herewith. (**Annexure - VI to VI/C)** **The details of Medicinal Plantation Area** i.e. Map, KML File, Plantation Scheme, Suitabilty Certificate etc has been submitted herewith. (**Annexure - VI/D to VI/G)**
7.	The State Government shall charge the Net Present value of the diverted forest land measuring **12.0225 Ha.** from the User Agency as per the orders of the Hon'ble Supreme Court dated 28.03.2008 and 09.05.2008 in IA Nos. 826 in 566 with related IA's in Writ Petition (Civil) No. 202/1995 and Ministry's guideline No.5-3/2011-FC(Vol-I) Dated 06.01.2022 and clearification issued vide letter dated 19.01.2022 and 22.03.2022 ;	In this regards, User agency has been made online payment through RTGS. Details is as follow : **Cost of Net Present Value (NPV)** for the **12.0225 Ha.** of forest land to be diverted under proposal amounting to **Rs. 13427930** /- has been deposited through RTGS in Maharashtra CAMPA account having its Account No.- 150786448241315 and IFSC code- UBIN0996335 of Union Bank of India on **Dated 29/10/2025** vide **UTR No. SBIN525302291106.** The User Agency has submitted an Undertaking, Certificate and Document regarding payment made available. The same is attached herewith. (**Annexure - VII to VII/C)**
8.	The State Government shall realize 5 times the penal NPV over an extent of forest area reported to be under violation. The	In this regards, User agency has been made online payment through RTGS. Details is as per follow :

Condition No.	Conditions as mentioned in the In-principle approval	Compliance Report
	realization of Penal NPV & simple interest shall be recovered as per the provision of ministry's guidelines:	**Cost of Penalty for Violation** amounting to **Rs. 233939** /- has been deposited through RTGS in Maharashtra CAMPA account having its Account No.-150786448241315 and IFSC code-UBIN0996335 of Union Bank of India on **Dated 29/10/2025** vide **UTR No. SBIN525302291106.** The User Agency has submitted an Undertaking, Certificate and Document regarding payment made available. The same is attached herewith. (**Annexure - VIII to VIII/C)**
9.	**The State Government has reported that, the concerned DFO has already filled case under 3A / 3B under VSSA, 1980 in the jurisdictional court. Hence, the State Government shall ensure to submit detailed report periodically to this office and apprise the case status without fail;**	Noted. We have agreed and undertake that, the State Government will submit detailed report periodically and apprise the case status without fail. **(Annexure - IX).** The User Agency has submitted an undertaking in this regard is attached herewith. **(Annexure - IX/A).**
10.	Additional amount of the Net Present Value (NPV) of the diverted forest land if any, becoming due after revision of the same by the Hon'ble Supreme Court of India in future, shall be charged by the State Government from the User Agency. The User Agency shall furnish and undertaking to this effect.	In this regard, User Agency has submitted an undertaking is attached herewith. **(Annexure - X).**
11.	All the funds received from the User Agency under the project shall be transferred / deposited to CAMPA fund only through e-portal (https://parivesh.nic.in/)	All the funds under the project are deposited to CAMPA fund through e-portal *(https://parivesh.nic.in/)*. Copy of Payment Challan, Copy of Bank Statement, Copy of Payment Status on Parivesh 1.0 and User Agency has submitted Certificate is attached herewith **(Annexure - XI).**
12.	The State Government shall obtain all applicable clearance including that of NBWL, if required.	The User Agency has obtained necessary clearance from Principal Chief Conservator of Forests (HoFF), M.S.Nagpur vide his Office Letter No. Desk-23 (2) / WL / Survey / C.R.65 / 2811 Dtd. 08/10/2024. In this regards, User Agency has submitted

Condition No.	Conditions as mentioned in the In-principle approval	Compliance Report
		an Certificate and Document is attached herewith **(Annexure - XII to XII/H).**
13.	The forest land proposed for diversion shall under no circumstances be transferred / sublet to any other agency, department or person without prior approval of the Central Government.	In this regard, User Agency has submitted an undertaking is attached herewith. **(Annexure - XIII).**
14.	The layout plan of the proposal shall not be changed without prior approval of the Central Government.	In this regard, User Agency has submitted an undertaking is attached herewith. **(Annexure-XIV).**
15.	The User Agency shall provide wood, preferably the alternate fuel to the labourers working at the site to avoid any damage / tree felling ;	In this regard, User Agency has submitted an undertaking is attached herewith. **(Annexure-XV).**
16.	The User Agency shall maintain required RoW and shall comply with all other conditions as per the guidelines issued by the Ministry time to time for the transmission line projects ;	In this regard, User Agency has submitted an undertaking is attached herewith. **(Annexure-XVI).**
17.	Disturbance shall be kept minimal by creating labour camps outside the forest area as far as possible and it will be the responsibility of the User Agency to ensure that the labourers & staff engaged in execution of work do not destruct nearby forest flora & fauna.	In this regard, User Agency has submitted an undertaking is attached herewith. **(Annexure-XVII).**
18.	The total forest area utilized for the project shall not exceed 12.0255 ha and the forest area diverted shall not be used for any purpose other than those shown in the diversion proposal.	In this regard, User Agency has submitted an undertaking is attached herewith. **(Annexure-XVIII).**
19.	The User Agency and the State Government shall ensure compliance to all the Acts, Rules, Regulations and Guidelines of the time being in force, as applicable to the transmission line projects ;	In this regard, User Agency has submitted an undertaking is attached herewith. **(Annexure-XIX).**
20.	Any other condition that the DDG (Central) of Regional Office, Nagpur may impose from time to time in the interest of afforestation, conservation and management of flora and fauna in the area shall be complied by the User Agency.	In this regard, User Agency has submitted an undertaking is attached herewith. **(Annexure-XX).**

Condition No.	Conditions as mentioned in the In-principle approval	Compliance Report
21.	In the event of failure to comply with any of the above conditions the User Agency is liable for penal action as per the provisions of Van (Sanrakshan Evam Samvardhan) Adhiniyam, 1980 and rules / guidelines / notifications made there under ;	In this regard, User Agency has submitted an undertaking is attached herewith. **(Annexure-XXI).**
22.	The State Government or Union territory Administration and the user agency shall also monitor, at least once every year, the compliance of conditions imposed during 'In-Principle' approval and upload the monitoring report in the online portal:	In this regard, User Agency has submitted an undertaking is attached herewith. **(Annexure-XXII).**
23.	The State Government shall process and submit compliance report on the above conditions through online (http://parivesh.nic,in)	In this regard, We have undertake that we will process and submit compliance report on the above conditions through online (http://parivesh.nic,in). **(Annexure-XXIII).**
24.	The State Government shall issue working permission only after ensuring compliance to all such condition (s) as per the provision of Van (Sanrakshan Evam Samvardhan) Rules 2023 and obtaining all clearance / approval from the all Acts, Rules, Regulation from the competent authorities.	Noted and agreed.

The User Agency has also requested to issue Working Permission as all the necessary documents, certificates and undertaking is submitted. This office is recommended to issue Working Perimission as User Agency has submitted all the required documents regarding In-principal Approval. The compliance report is submitted in 4 sets for further necessary action.

Enclosed as Above

(Sachin Repal)
Deputy Conservator of Forests
Thane Forest Division Thane

Copy Submitted to Additional Principal Chief Conservator of Forests & Nodal Officer, M.S.Nagpur for information.

Copy Forwarded to Yogesh Pachpande, Executive Engineer, E.H.V. Projects Division, Kalyan, 2nd Floor, 'A' Wing, Tejashri Bldg., Jahangir Maidan, Karnik Road, M.S.E.T.Co.Ltd., Kalyan (W) –

-sd-
(Sachin Repal)
Deputy Conservator of Forests
Thane Forest Division Thane

MAHATRANSCO

Office of the Executive Engineer, E.H.V. Projects Division, Kalyan.
IInd floor, 'A' wing, 'Tejashri Bldg.', Jahangir Maidan, Karnik road,
M.S.E.T. Co. Ltd., Kalyan (W) 421 301.
E-mail – ee7620@gmail.com, ee7620@mahatransco.in

Ref. No. EE/EHV/ PR/DN/KLW/No 09 / [illegible] **Date :-** 31 OCT 2025

To,
The Deputy Conservator of forest
Thane Forest Division, Thane.

Sub-Diversion of 12.0325 Ha forest land in favor of EHV Project Division M.S.E.T.C.L. Kalyan for construction of laying of 220 KV LILO M/C Transmission Line on 220 KV Padghe – Wada and Kolshet Wada Transmission Line for 400 KV Kudus Sub-station passing through Thane in the State of Maharashtra..... Submission of Stage-1 compliance thereof.

Ref:- 1)Regional office Nagpur vide letter no. F.No.FC-II/MH-201/2022-NGP/14610 Dated - 29.08.2025.

Sr.No	Conditions	Clarification
1.1	The legal status of forest land shall remain unchanged;	User agency has submitted undertaking is enclosed as **[Annexure -I]**
1.2	The diverted forest area shall be fenced and the demarcation of the proposed forest area shall be carried out by erecting 4 feet high cement concrete pillars duly numbered at an interval of 20 meters at the cost of the User Agency	User agency has deposited total Rs.3,67,43,499/- in Ad-HOC CAMPA A/C no. 150786448241315 Union bank of India IFSC Code –UBIN0996335 Bengaluru through RTGS vide UTR No. SBIN525302291106 Dated 29.10.2025 Which included Rs.19,08,760/- Towards the cost of Boundary Pillar.**[Annexure -II]**
1.3	The State Forest Department shall carryout Compensatory Afforestation (CA) over 25.00 ha. Degraded Forest Land identified at Compartment no. 394E, 545, Survey/Gut no. 288 and 58, Village-Palsa, Shikara, Taluka-Mukhed, Hadgaon, District-Nanded, at the cost of the User Agency The State Government shall ensure to plan 1000 trees per ha of DFL and in case it is not possible to accommodate required number of plants, then remaining number of trees shall be raised in the nearby Degraded Forest area as per the working plan prescription.	User agency has deposited total Rs.3,67,43,499/- in Ad-HOC CAMPA A/C no. 150786448241315 Union bank of India IFSC Code –UBIN0996335 Bengaluru through RTGS vide UTR No. SBIN525302291106 Dated 29.10.2025 Which included Rs.1,82,31,004/- Towards the cost of Compensatory Afforestation. **[Annexure -III]**

1.4	The land identified and earmarked for compensatory afforestation shall be treated and afforested by the State Government as per the approved compensatory afforestation plan and the work of compensatory afforestation shall be carried out in time bound manner.	User agency has submitted undertaking is enclosed as **[Annexure -IV]**
1.5	The degraded forest land identified for CA and the approved CA scheme shall not be changed without prior approval of the Central Government and the State Forest Department shall ensure that the amount realized from the User Agency towards CA should not be left unspent.	User agency has submitted undertaking is enclosed as **[Annexure -V]**
1.6	Considering the fact that, the proposed area for diversion is already diverted for rehabilitation of 5 villages from Koyna Wildlife Sanctuary (for agricultural and residential plots) and some forest area has been transferred to the Revenue Department for land distribution to landless people. The State Government informed that the area could not be available under the conductor for plantation of dwarf species, preferably medicinal. Hence, the State Forest Department shall raise and maintain dwarf medicinal plants over such extant of area in the nearby degraded forest area at the cost of the UA Details of such area i.e. map, KML Scheme etc. shall be submitted to the RO Nagpur for record and monitoring purpose.	User agency has deposited total Rs.3,67,43,499/- in Ad-HOC CAMPA A/C no. 150786448241315 Union bank of India IFSC Code -UBIN0996335 Bengaluru through RTGS vide UTR No. SBIN525302291106 Dated 29.10.2025 Which included Rs.29,41,866/- Towards the cost of Medicinal Plants. **[Annexure -VI]**
1.7	The State Government shall charge the Net Present Value of the diverted forest land measuring 12.0225 ha from the User Agency as per the orders of the Hon'ble Supreme Court dated 28.03.2008 and 09.05.2008 in IA Nos 826 in 566 with related IA's in Writ Petition (Civil) No.202/1995 and Ministry's guideline No. 5-3/2011-FC(Vol I) dated 06.01.2022 and clarification issued vide letter dated 19.01.2022 and 22.03.2022.	User agency has deposited to Rs.3,67,43,499/- in Ad-HOC CAMPA A/C no. 150786448241315 Union bank of India IFSC Code UBIN0996335 Bengaluru through RTGS vide UTR No. SBIN525302291106 Dated 29.10.2025 Which included Rs.1,34,27,930/- Towards the cost of NPV. **[Annexure -VII]**
1.8	The State Government shall realize 5 times the penal NPV over an extent of forest area reported to be under violation. The realization of Penal NPV & simple interest shall be recovered as per the provision of ministry's guidelines.	User agency has deposited total Rs.3,67,43,499/- in Ad-HOC CAMPA A/C no. 150786448241315 Union bank of India IFSC Code -UBIN0996335 Bengaluru through RTGS vide UTR No. SBIN525302291106 Dated

		29.10.2025 Which included Rs.2,33,939/- Towards the cost of Penal NPV . **[Annexure -VIII]**
1.9	The State Government has reported that. the concerned DFO has already filled case under 3A 3B under VSSA 1980 in the jurisdictional court. Hence, the State Government shall ensure to submit detailed report periodically to this office and apprise the case status without fail:	The concerned DFO has already filled case under 3A 3B under VSSA. 1980 in the jurisdictional court. The detailed report are attached. User agency has submitted undertaking is enclosed as **[Annexure -IX]**
1.10	Additional amount of the Net Present Value (NPV) of the diverted forest land if any. becoming due after revision of the same by the Hon'ble Supreme Court of India in future. shall be charged by the State Government from the User Agency. The User Agency shall furnish an undertaking to this effect	User agency has submitted undertaking is enclosed as **[Annexure -X]**
1.11	All the funds received from the User Agency under the project shall be transferred deposited to CAMPA fund only through e-portal (https://parivesh.nic.in/).	User agency has deposited total Rs.3,67,43,499/- in Ad-HOC CAMPA A/C no. 150786448241315 Union bank of India IFSC Code –UBIN0996335 Bengaluru through RTGS vide UTR No. SBIN5253022911O6 Dated 29.10.2025. Details are as under

Sr. No	Particular	Amount Deposited in Ad-CAMPA	Details of Amount transferred
1.	CA Land	18231004/-	vide UTR No. SBIN5253022911O6 Dated 29.10.2025
2.	NPV	13427930/	
3.	Medicinal Plant	2941866/-	
4	Pillar	1908760/-	
5	Cost of penal for violation	233939/-	
	Grand total	**3,67,43,499/-**	

User agency has submitted undertaking is enclosed as **[Annexure -XI]**

1.12	The State Government shall obtain all applicable clearances including that of NBWL if required.	Approval of SBWL and NBWL letters are attached. User agency has submitted

		undertaking is enclosed as [**Annexure –XII**]
1.13	The forest land proposed for diversion shall under no circumstances be transferred/sublet to any other agency department or person without prior approval of the Central Government	User agency has submitted undertaking is enclosed as [**Annexure XIII**]
1.14	The layout plan of the proposal shall not be changed without the prior approval of the Central Government.	User agency has submitted undertaking is enclosed as [**Annexure -XIV**]
1.15	The User Agency shall provide fire wood preferably alternate fuel to labourers working at the site to avoid damage/tree felling.	User agency has submitted undertaking is enclosed as [**Annexure -XV**]
1.16	The User Agency shall maintain required Row and shall comply with all other conditions as per the guidelines issued by the Ministry time to time for the transmission line projects.	User agency has submitted undertaking is enclosed as [**Annexure -XVI**]
1.17	Disturbance shall be kept minimal by creating labour camps outside the forest area as far as possible and it will be the responsibility of the User Agency to ensure that the labourers & staff engaged in execution of work do not destruct nearby forest flora & fauna.	User agency has submitted undertaking is enclosed as [**Annexure -XVII**]
1.18	The total forest area utilized for the project shall not exceed 12.0255 ha. and the forest area diverted shall not be used for any purpose other than those shown in the diversion proposal.	User agency has submitted undertaking is enclosed as [**Annexure -XVIII**]
1.19	The User Agency and the State Government shall ensure compliance to provisions of the all Acts, Rules, Regulations and Guidelines, for the time being in force, as applicable to the transmission line projects.	User agency has submitted undertaking is enclosed as [**Annexure -XIX**]
1.20	Any other conditions that the Central Government or DIG (Central) of Regional Office, Nagpur may impose from time to time in the interest of afforestation, conservation and management of flora and fauna in the area, shall be complied by the User Agency;	User agency has submitted undertaking is enclosed as [**Annexure -XX**]
1.21	In the event of failure to comply with any of the above conditions the User Agency is liable for penal action as per provision of Van (Santrakshan Evam Samvardhan) Adhiniyam, 1980 and rules/ guidelines / notifications made there under.	User agency has submitted undertaking is enclosed as [**Annexure -XXI**]
1.22	The State Government or Union territory Administration and the user agency shall also monitor, at least once every year, the compliance of conditions imposed during In-Principle	User agency has submitted undertaking is enclosed as [**Annexure -XXII**]

	approval and upload the monitoring report in the online portal.	
1.23	The State Government shall process and submit compliance report on the above conditions through online (https parivesh.nic.in/).	User agency has submitted undertaking is enclosed as **[Annexure -XXIII]**
1.24	The State Government shall issue working permission only after ensuring compliance to all such condition (s) as per the provision of Van (Sanrakshan Evam Samvardhan) Rules 2023 and obtaining all clearance approval from the all Acts, Rules, Regulation from the competent authorities.	User agency has submitted undertaking is enclosed as **[Annexure -XXIV]**

In view of above and considering the importance of the aforesaid project, it is kindly requested to accord the working permission for the said line so that the work can be started immediately and completed as per the target.

The compliance report is submittedherewith in 5 sets for further necessary action please.

(Ajay Athavale)
Executive Engineer,
EHV Project division, MSETCL,
Kalyan.

PLACE:-Kalyan.
DATE :- 31 /10 /2025

Executive Engineers
M.S.E.T. Co. Ltd.
E.H.V. Projects Dn. Kalyan

Copy to :-1) The Chief Engineer, EHV CC&OM Zone Vashi, for Information
2) The Superintending Engineer EHV Project Circle, Kalwa, for Information

Annexure No. 1

UNDERTAKING

Diversion of 12.0225 Ha. forest land in favour of EHV Project Division M.S.E.T.C.L. Kalyan for construction of laying of 220 KV LILO M/C Transmission Line on 220 KV Padghe – Wada and Kolshet – Wada Transmission Line for 400 KV Kudus Sub-station passing through Thane in the State of Maharashtra.

Ref:- Regional office Nagpur vide letter no. F.No.FC-II/MH-201/2022-NGP/14610 Dated - 29.08.2025.

Condition No.1

With reference to above, we the project authority, do hereby undertake that, The legal status of forest land shall remain unchanged.

(Ajay Athavale)
Executive Engineer,
EHV Project division, MSETCL,
Kalyan.

Executive Engineer,
M.S.E.T. Co. Ltd.
E.H.V. Projects Dn. Kalyan

PLACE:- Kalyan.
DATE :- 31 /10 /2025

Annexure-II

CERTIFICATE

Diversion of 12.0225 Ha. forest land in favour of EHV Project Division M.S.E.T.C.L. Kalyan for construction of laying of 220 KV LILO M/C Transmission Line on 220 KV Padghe – Wada and Kolshet – Wada Transmission Line for 400 KV Kudus Sub-station passing through Thane in the State of Maharashtra.

Ref:- Regional office Nagpur vide letter no. F.No.FC-II/MH-201/2022-NGP/14610 Dated - 29.08.2025.

Condition No.2

With reference to above, we the project authority hereby agreed and deposited total Rs.3,67,43,499/- in Ad-HOC CAMPA A/C no. 150786448241315 Union bank of India IFSC Code UBIN0996335 Bengaluru through RTGS vide CTR No. SBIN52530229110 6 Dated 29.10.2025. Which included Rs.19,08,760/- Towards the cost of Boundary Pillar.

(Ajay Athavale)
Executive Engineer,
EHV Project division, MSETCL,
Kalyan.
Executive Engineer
M.S.E.T. Co. Ltd.
E.H.V. Projects Dn Kalyan

PLACE:- Kalyan.
DATE :- 31 /10/2025

Annexure-II/A

UNDERTAKING

Diversion of 12.0225 Ha. forest land in favour of EHV Project Division M.S.E.T.C.L. Kalyan for construction of laying of 220 KV LILO M/C Transmission Line on 220 KV Padghe – Wada and Kolshet – Wada Transmission Line for 400 KV Kudus Sub-station passing through Thane in the State of Maharashtra.

Ref:- DDGF (central) MoEF & CC, Regional office Nagpur vide letter no. FP /MH/PWR_TRANS/540676/2025 dated 23.07.2025.

Condition No.2

With reference to above, we the project authority hereby undertake that we are ready to pay the cost towards fencing of diverted forest area and the demarcation of the proposed forest area by erecting 4 feet high cement concrete pillars duly numbered at an interval of 20 meters.

(Ajay Athavale)
Executive Engineer,
EHV Project division, MSETCL,
Kalyan.
Executive Engineer
M.S.E.T. Co. Ltd.
E.H.V. Projects Dn Kalyan

PLACE:- Kalyan.
DATE :- 31 /10 /2025

Annexure-II/E

AGENCY COPY

Union Bank

NEFT / RTGS CHALLAN for CAMPA Funds

Date : 28-10-2025

Agency Name.	MAHATRANSCO
Application No.	6448241315
MoEF/SG File No.	FC-II/MH-201-2022-NGP
Location.	MAHARASHTRA
Address.	O/O THE EXECUTIVE ENGINEER, MSETCL. EHV CONSTRUCTION DIVISION, KALYANThane
Amount(in Rs)	36743499/-

Amount in Words Three Crore Sixty-Seven Lakh Forty-Three Thousand Four Hundred and Ninety-Nine Rupees Only

NEFT/RTGS to be made as per following details;

Beneficiary Name:	MAHARASHTRA CAMPA
IFSC Code.	UBIN0996335
Pay to Account No.	150786448241315 Valid only for this challan amount.
Bank Name & Address:	Union Bank Of India FCS Centre,21/1, III Floor, Jellita Towers, Mission Road, Bengaluru-560027

- This Challan is strictly to be used for making payment to CAMPA by NEFT/RTGS only

BANK COPY

Union Bank

NEFT / RTGS CHALLAN for CAMPA Funds

Date : 28-10-2025

Agency Name.	MAHATRANSCO
Application No.	6448241315
MoEF/SG File No.	FC-II/MH-201-2022-NGP
Location.	MAHARASHTRA
Address:	O/O THE EXECUTIVE ENGINEER, MSETCL. EHV CONSTRUCTION DIVISION, KALYAN Thane
Amount(in Rs)	36743499/-

Amount in Words Three Crore Sixty Seven Lakh Forty-Three Thousand Four Hundred and Ninety-Nine Rupees Only

NEFT/RTGS to be made as per following details;

Beneficiary Name:	MAHARASHTRA CAMPA
IFSC Code:	UBIN0996335
Pay to Account No.	150786448241315 Valid only for this challan amount.
Bank Name & Address:	Union Bank Of India FCS Centre, 21/1, III Floor, Jellita Towers, Mission Road, Bengaluru-560027

- This Challan is strictly to be used for making payment to CAMPA by NEFT/RTGS only

Note:After making the required payment through challan, if the payment status has not been updated even after 7 working days, then kindly mail a copy of your challan with transaction date and reference id to Email: fcshlr@unionbankofindia.bank , epurse@unionbankofindia.bank, ubin0903710@unionbankofindia.bank

Executive Engineer
M.S.E.T. Co. Ltd.
E.H.V. Projects Dn. Kalyan

Annexure-II/c.

Account Statement from 29 Oct 2025 to 29 Oct 2025

Txn Date	Value Date	Description	Ref No./Cheque No.	Branch Code	Debit
29/10/2025	29/10/2025	TO DEBIT THROUGH CHEQUE-SBI 001219FOR MAHARASHTRA CAMPA-804057	/804057	399	1,00,00,000.00
29/10/2025	29/10/2025	TO DEBIT THROUGH CHEQUE-SBI 001219FOR MAHARASHTRA CAMPA-804058	/804058	399	1,00,00,000.00
29/10/2025	29/10/2025	TO DEBIT THROUGH CHEQUE-SBI 001219FOR MAHARASHTRA CAMPA-804059	/804059	399	1,00,00,000.00
29/10/2025	29/10/2025	TO DEBIT THROUGH CHEQUE-SBI 001219FOR MAHARASHTRA CAMPA-804060	/804060	399	67,43,546.20
29/10/2025	29/10/2025	CHQ TRANSFER-CHEQUE TRANSFER TO-804056	/804056	399	4,75,719.00
29/10/2025	29/10/2025	TO CLEARING-Chq 804048 Sess 3 BHOIR BALU DAMU 0000219000-804048	/804048	5076	22,440.00
29/10/2025	29/10/2025	TO TRANSFER-INB NEFT UTR NO: SBIN525302217102-Vilas Padu Patil	NEFT INB: CNAEQDLZG1 TRANSFER TO 46981360443O2 / Vilas Padu Patil	99922	51,444.00
29/10/2025	29/10/2025	TO TRANSFER-INB NEFT UTR NO: SBIN525302215404-Dhananjay Maruti Kadam	NEFT INB: CNAEQDLXH5 TRANSFER TO 46981490443O9 / Dhananjay Maruti Kadam	99922	21,744.00
29/10/2025	29/10/2025	TO TRANSFER-INB TI Balance Sachin Palkar-	CT0DWIRWE0 TRANSFER TO 61012081868 Mr. SACHIN SITARAM PA /	99922	366.00

UTR No. SBIN525302211106

Executive Engineer
M.S.E.D. Co., Ltd.
E.H.V. Projects Dn Kalyan

Scanned with O

Annexure - III

CERTIFICATE

Diversion of 12.0225 Ha. forest land in favour of EHV Project Division M.S.E.T.C.L. Kalyan for construction of laying of 220 KV LILO M/C Transmission Line on 220 KV Padghe – Wada and Kolshet – Wada Transmission Line for 400 KV Kudus Sub-station passing through Thane in the State of Maharashtra.

Ref:- Regional office Nagpur vide letter no F.No FC-II/MH-201/2022-NGP/14610 Dated - 29.08.2025.

Condition No.3

With reference to above, we the project authority hereby agreed and deposited total Rs.3,67,43,499/- in Ad-HOC CAMPA A/C no. 150786448241315 Union bank of India IFSC Code –UBIN0996335 Bengaluru through RTGS vide UTR No. SBIN525302291106 Dated 29.10.2025. Which included Rs.1,82,31,004/- Towards the cost of Compensatory Afforestation over 25.00 ha.

(Ajay Athavale)
Executive Engineer,
EHV Project division, MSETCL,
Kalyan.
Executive Engineer
M.S.E.T. Co. Ltd.
E.H.V. Projects Dn Kalyan

PLACE:- Kalyan.
DATE :- 31 /10 /2025

Annexure- III/A

UNDERTAKING

Diversion of 12.0225 Ha. forest land in favour of EHV Project Division M.S.E.T.C.L. Kalyan for construction of laying of 220 KV LILO M/C Transmission Line on 220 KV Padghe – Wada and Kolshet – Wada Transmission Line for 400 KV Kudus Sub-station passing through Thane in the State of Maharashtra.

Ref:- Regional office Nagpur vide letter no. F.No.FC-II/MH-201/2022-NGP/14610 Dated - 29.08.2025

Condition No.3

With reference to above, we the project authority, do here by undertake that, we agrees to pay cost towards raising of Compensatory Afforestation to State Forest Department.

(Ajay Athavale)
Executive Engineer,
EHV Project division, MSETCL,
Kalyan.
Executive Engineer
M.S.E.T. Co. Ltd.
E.H.V. Projects Dn. Kalyan

PLACE:- Kalyan.
DATE :- 31 / 10 /2025

Annexure III

AGENCY COPY

यूनियन बैंक Union Bank

NEFT / RTGS CHALLAN for CAMPA Funds

Date : 28-10-2025

Agency Name.	MAHATRANSCO
Application No.	6448241315
MoEF/SG File No.	FC-II/MH-201-2022-NGP
Location.	MAHARASHTRA
Address	O/O THE EXECUTIVE ENGINEER, MSETCL, EHV CONSTRUCTION DIVISION, KALYANThane
Amount(in Rs)	30743490/-

Amount In Words Three Crore Sixty-Seven Lakh Forty Three Thousand Four Hundred and Ninety-Nine Rupees Only

NEFT/RTGS to be made as per following details;

Beneficiary Name:	MAHARASHTRA CAMPA
IFSC Code	UBIN0996335
Pay to Account No.	150786448241315 Valid only for this challan Amount.
Bank Name & Address:	Union Bank Of India FCS Centre 21/1, III Floor, Jolitta Towers, Mission Road, Bengaluru-560027

- This Challan is strictly to be used for making payment to CAMPA by NEFT/RTGS only

BANK COPY

यूनियन बैंक Union Bank

NEFT / RTGS CHALLAN for CAMPA Funds

Date : 28-10-2025

Agency Name.	MAHATRANSCO
Application No.	6448241315
MoEF/SG File No.	FC-II/MH-201-2022-NGP
Location.	MAHARASHTRA
Address:	O/O THE EXECUTIVE ENGINEER, MSETCL, EHV CONSTRUCTION DIVISION, KALYAN Thane
Amount(in Rs)	30743490/-

Amount In Words : Three Crore Sixty-Seven Lakh Forty-Three Thousand Four Hundred and Ninety Nine Rupees Only

NEFT/RTGS to be made as per following details;

Beneficiary Name:	MAHARASHTRA CAMPA
IFSC Code:	UBIN0996335
Pay to Account No.	150786448241315 Valid only for this challan amount
Bank Name & Address:	Union Bank Of India FCS Centre, 21/1, III Floor, Jolitta Towers, Mission Road, Bengaluru-560027

- This Challan is strictly to be used for making payment to CAMPA by NEFT/RTGS only

Note:After making the required payment through challan, if the payment status has not been updated even after 7 working days, then kindly mail a copy of your challan with transaction date and reference id to Email: fcsblr@unionbankofindia.bank , epurse@unionbankofindia.bank, ubin0903710@unionbankofindia.bank

Executive Engineer
M.S.E.T. Co. Ltd.
E.H.V. Projects Dn Kalyan

Annexure - III/C

Account Statement from 29 Oct 2025 to 29 Oct 2025

Txn Date	Value Date	Description	Ref No./Cheque No.	Branch Code	Debit
29/10/2025	29/10/2025	TO DEBIT THROUGH CHEQUE-SBI 001219FOR MAHARASHTRA CAMPA-804057	/ 804057	399	1,00,00,000.00
29/10/2025	29/10/2025	TO DEBIT THROUGH CHEQUE-SBI 001219FOR MAHARASHTRA CAMPA-804058	/ 804058	399	1,00,00,000.00
29/10/2025	29/10/2025	TO DEBIT THROUGH CHEQUE-SBI 001219FOR MAHARASHTRA CAMPA-804059	/ 804059	399	1,00,00,000.00
29/10/2025	29/10/2025	TO DEBIT THROUGH CHEQUE-SBI 001219FOR MAHARASHTRA CAMPA-804060	/ 804060	399	67,43,546.20
29/10/2025	29/10/2025	CHQ TRANSFER-CHEQUE TRANSFER TO-804056	/ 804056	399	4,75,718.00
29/10/2025	29/10/2025	TO CLEARING-Chq 804048 Sess 3 BHOIR BALU DAMU 0000219000-804048	/ 804048	5076	22,440.00
29/10/2025	29/10/2025	TO TRANSFER-INB NEFT UTR NO: SBIN525302217102-Vilas Padu Patil	NEFT INB: CNAEQDLZG1 TRANSFER TO 4698138044302 / Vilas Padu Patil	99922	51,444.00
29/10/2025	29/10/2025	TO TRANSFER-INB NEFT UTR NO: SBIN525302215404-Dhananjay Maruti Kadam	NEFT INB: CNAEQDLXH5 TRANSFER TO 4698149044309 / Dhananjay Maruti Kadam	99922	21,744.00
29/10/2025	29/10/2025	TO TRANSFER-INB TI Balance Sachin Palkar-	CT0DWIRVE0 TRANSFER TO 61012081668 Mr. SACHIN SITARAM PA /	99922	366.00

UTR No. SBIN525302291106

Executive Engineer
M.S.E.T. Co. Ltd.
E.H.V. Projects Dn Kalyan

Scanned with O

Annexure - IV

UNDERTAKING

Diversion of 12.0225 Ha. forest land in favour of EHV Project Division M.S.E.T.C.L. Kalyan for construction of laying of 220 KV LILO M/C Transmission Line on 220 KV Padghe – Wada and Kolshet – Wada Transmission Line for 400 KV Kudus Sub-station passing through Thane in the State of Maharashtra.

Ref:-Regional office Nagpur vide letter no. F.No.FC-II/MH-201/2022-NGP/14610 Dated - 29.08.2025.

Condition No.4

With reference to above, we the project authority, do hereby agrees and undertake the land identified and earmarked for compensatory afforestation shall be treated and afforested by the State Government as per the approved compensatory afforestation plan and the work of compensatory afforestation shall be carried out in time bound manner.

(Ajay Athavale)
Executive Engineer,
EHV Project division, MSETCL,
Kalyan.
Executive Engineer
M.S.E.T. Co. Ltd.
E.H.V. Project Dn. Kalyan

PLACE:- Kalyan.
DATE:- 31 /10 /2025

Annexure - V

UNDERTAKING

Diversion of 12.0225 Ha. forest land in favour of EHV Project Division M.S.E.T.C.L. Kalyan for construction of laying of 220 KV LILO M/C Transmission Line on 220 KV Padghe – Wada and Kolshet - Wada Transmission Line for 400 KV Kudos Sub-station passing through Thane in the State of Maharashrta.

Ref:- Regional office Nagpur vide letter no. F.No.FC-II/MH-201/2022-NGP/14610 Dated - 29.08.2025.

Condition No. 5

With reference to above, we the project authority, do hereby agrees and undertake the degraded forest land identified for CA and the approved CA scheme shall not be changed without prior approval of the Central Government.

(Ajay Athavale)
Executive Engineer,
EHV Project division, MSETCL,
Kalyan.

Executive Engineer
M.S.E.T. Co. Ltd.
E.H.V. Projects Div. Kalyan

PLACE:- Kalyan.
DATE :- 31/10/2025

Annexure- VI

CERTIFICATE

Diversion of 12.0225 Ha. forest land in favour of EHV Project Division M.S.E.T.C.L. Kalyan for construction of laying of 220 KV LILO M/C Transmission Line on 220 KV Padghe – Wada and Kolshet – Wada Transmission Line for 400 KV Kudus Sub-station passing through Thane in the State of Maharashtra.

Ref:-Regional office Nagpur vide letter no. F.No.FC-II/MH-201/2022-NGP/14610 Dated - 29.08.2025

Condition No. 6

With reference to above, we the project authority hereby agreed and deposited total Rs.3,67,43,499/- in Ad-HOC CAMPA A/C no. 150786448241315 Union bank of India IFSC Code UBIN0996335 Bengaluru through RTGS vide UTR No. SBIN525302291106 Dated 29.10.2025.Which included Rs.29,41,866/- Towards the cost of Medicinal Plants.

(Ajay Athavale)
Executive Engineer,
EHV Project division, MSETCL,
Kalyan.
Executive Engineer
M.S.E.T. Co. Ltd.
E.H.V. Projects Dn. Kalyan

PLACE:- Kalyan.
DATE :- 31 / 10/2025

Annexure - II./A

UNDERTAKING

Diversion of 12.0225 Ha. forest land in favour of EHV Project Division M.S.E.T.C.L. Kalyan for construction of laying of 220 KV LILO M/C Transmission Line on 220 KV Padghe – Wada and Kolshet – Wada Transmission Line for 400 KV Kudus Sub-station passing through Thane in the State of Maharashtra.

Ref:-Regional office Nagpur vide letter no. F.No.FC-II/MH-201/2022-NGP/14610 Dated - 29.08.2025.

Condition No. 6

With reference to above, we the project authority, do hereby undertake that, plantation of dwarf species, preferably medicinal plants.

(Ajay Athavale)
Executive Engineer,
EHV Project division, MSETCL,
Kalyan.
Executive Engineer
M.S.E.T. Co. Ltd.
E.H.V. Projects Dn Kalyan

PLACE:- Kalyan.
DATE :- 31 /10/2025

Annexure-II/B

AGENCY COPY

यूनियन बैंक Union Bank

NEFT / RTGS CHALLAN for CAMPA Funds

Date : 28-10-2025

Agency Name.	MAHATRANSCO
Application No.	6448241315
MoEF/SG File No.	FC-IUMH-201-2022-NGP
Location.	MAHARASHTRA
Address.	O/O THE EXECUTIVE ENGINEER, MSETCL, EHV CONSTRUCTION DIVISION, KALYANThane
Amount(in Rs)	36743499/-

Amount in Words : Three Crore Sixty-Seven Lakh Forty-Three Thousand Four Hundred and Ninety-Nine Rupees Only

NEFT/RTGS to be made as per following details;

Beneficiary Name:	MAHARASHTRA CAMPA
IFSC Code:	UBIN0996335
Pay to Account No.	150786448241315 Valid only for this challan amount.
Bank Name & Address:	Union Bank Of India FCS Centre,211, III Floor, Jolitta Towers, Mission Road, Bengaluru-560027

- This Challan is strictly to be used for making payment to CAMPA by NEFT/RTGS only

BANK COPY

यूनियन बैंक Union Bank

NEFT / RTGS CHALLAN for CAMPA Funds

Date : 28-10-2025

Agency Name.	MAHATRANSCO
Application No.	6448241315
MoEF/SG File No.	FC-IUMH-201-2022-NGP
Location.	MAHARASHTRA
Address:	O/O THE EXECUTIVE ENGINEER, MSETCL, EHV CONSTRUCTION DIVISION, KALYAN Thane
Amount(in Rs)	36743499/-

Amount in Words : Three Crore Sixty-Seven Lakh Forty-Three Thousand Four Hundred and Ninety Nine Rupees Only

NEFT/RTGS to be made as per following details;

Beneficiary Name:	MAHARASHTRA CAMPA
IFSC Code:	UBIN0996335
Pay to Account No.	150786448241315 Valid only for this challan amount.
Bank Name & Address:	Union Bank Of India FCS Centre, 211, III Floor, Jolitta Towers, Mission Road, Bengaluru-560027

- This Challan is strictly to be used for making payment to CAMPA by NEFT/RTGS only

Note:After making the required payment through challan, if the payment status has not been updated even after 7 working days, then kindly mail a copy of your challan with transaction date and reference id to Email: fcstbr@unionbankofindia.bank , cpurse@unionbankofindia.bank, ubin0903710@unionbankofindia.bank

Executive Engineer
M.S.E.T. Co. Ltd.
E.H.V. Projects Dn Kalyan.

Annexure -VI

Account Statement from 29 Oct 2025 to 29 Oct 2025

Txn Date	Value Date	Description	Ref No./Cheque No.	Branch Code	Debit
29/10/2025	29/10/2025	TO DEBIT THROUGH CHEQUE-SBI 001219FOR MAHARASHTRA CAMPA-804057	/ 804057	399	1,00,00,000.00
29/10/2025	29/10/2025	TO DEBIT THROUGH CHEQUE-SBI 001219FOR MAHARASHTRA CAMPA-804058	/ 804058	399	1,00,00,000.00
29/10/2025	29/10/2025	TO DEBIT THROUGH CHEQUE-SBI 001219FOR MAHARASHTRA CAMPA-804059	/ 804059	399	1,00,00,000.00
29/10/2025	29/10/2025	TO DEBIT THROUGH CHEQUE-SBI 001219FOR MAHARASHTRA CAMPA-804060	/ 804060	399	67,43,546.20
29/10/2025	29/10/2025	CHQ TRANSFER-CHEQUE TRANSFER TO-804056	/ 804056	399	4,75,718.00
29/10/2025	29/10/2025	TO CLEARING-Chq 804048 Sess 3 BHOIR BALU DAMU 0000219000-804048	/ 804048	5076	22,440.00
29/10/2025	29/10/2025	TO TRANSFER-INB NEFT UTR NO: SBIN525302217102-Vilas Padu Patil	NEFT INB: CNAEQDLZG1 TRANSFER TO 4698138044302 / Vilas Padu Patil	99922	51,444.00
29/10/2025	29/10/2025	TO TRANSFER-INB NEFT UTR NO: SBIN525302215404-Dhananjay Maruti Kadam	NEFT INB: CNAEQDLXH5 TRANSFER TO 4698149044309 / Dhananjay Maruti Kadam	99922	21,744.00
29/10/2025	29/10/2025	TO TRANSFER-INB TI Balance Sachin Palkar-	CT0DWIRWE0 TRANSFER TO 61012081868 Mr. SACHIN SITARAM PA /	99922	366.00

UTR No. SBIN 525302291106

Executive Engineer
M.S.E.T. Co. Ltd.
R.H.V. Projects Dn. Kalyan

Scanned with Or

Thane Forest Division, Thane

RATE STRUCTURE FOR COMPENSATORY AFFORESTATION ON WORKS IN ZONE II & III HEAVY RAIN FALL AREA (2500 PLANTS/Ha.)

Village - Wahuli , P.F S No.52 Beat Wahuli Round Wadapa TALUKA BHIWANDI DIST THANE

DAILY WAGES RATE 514.88 Area :- 1.0000 HECTARE

Sr. No.	Particulars of works	Mandays	Wages	Material supply	Total	Wages	Material supply	Total
	P.P.O + P.Y.O.WORKS							
1	A) Survey & Demarcation	1.00	514.88	91.00	605.88	514.88	91.00	605.88
	B) Preparation of treatment map including laying of grids at (100mx50m)	1.00	514.88	91.00	605.88	514.88	91.00	605.88
	C) Digging of trial pits (0.30x0.30x0.60m) in corner of grid	0.40	205.95	0.00	205.95	205.95	0.00	205.95
	D) Fixing 60cmX0.05 cmX12 cm cement pillar upto 30 cm deep in corner of grid, painting with grid no. etc complete (3 pillars Rs 75/- for each pillars)	0.00	0.00	225.00	225.00	0.00	225.00	225.00
	E) Clearing of bushes and preparation of site (As per requirement)	10.00	5148.80	91.00	5239.80	5148.80	91.00	5239.80
2	Soil and Moisture conservation works including collection of rubbles from areas upto 30 mtrs	31.00	15961.28	0.00	15961.28	15961.28	0.00	15961.28
3	Providing and fixing chain link fencing 102 Rmt for 1Ha (with one Gate+ two wicket gates for one site) (Rs 1494 per Rmt of basic rate + 20% for transportation of ave. lead plus 20% for travel/remote area by tender process) Rs 1494+149+149=1792/- per Rmt (1.60 Rmt height with G.I. Chain link size 50 mm x 50 mm 8 guage thick and fixed 75 mm above ground level complete as per SSR item No 1744 for 2017-18)	0.00	0.00	182865.60	182865.60	0.00	182865.60	182865.60
4	Alignment of pits at 2mx2m spacement 2500 pits per Ha (3.25 per 100 pits and M & S @ Rs. 2.24 per 50 pits)	6.50	3346.72	112.00	3458.72	3346.72	112.00	3458.72

Annexure VI - C-1

5	Digging of pits size 0.45 x 0.35 x 0.45 m (2500 pits for 1a) 5.50 MD per 100 pits Note - As per local conditions provision for mechanised digging can be made	165.00	84955.20	0.00	84955.20	84955.20	0.00	84955.20
6	Construction of 5.00 mt wide inspection path 1 MD per 100 mt	1.00	514.98	0.00	514.88	514.88	0.00	514.88
7	Providing and fixing (4 feet x 3 feet) information board each per site	0.00	0.00	5000.00	5000.00	0.00	5000.00	5000.00
8	Part Nursery cost of raising 3000 seedings per ha (including 20% casualty replacement) in polygons of size 12.50 X 25.00 cm (wages Rs 41.90 and M & S Rs 3.62 per plant	105.14	54134.48	9651.84	63786.32	0.00	0.00	0.00
	TOTAL :-	321.04	165297.08	198127.44	363424.52	111162.59	186475.60	299638.19
9	Contingency 3%		4958.91	5942.82	10902.74	3334.88	5654.27	8989.15
10	Labour welfare (Medi &water) 4%		6611.88	7926.10	14536.98	4446.50	7553.02	11985.53
	TOTAL :-		176867.87	211996.36	388864.23	118943.97	201668.89	320612.87
	SAY AS TOTAL :-				388864			320613.00

वनपरिक्षेत्र अधिकारी

पडघा

तांत्रिक मान्यता क्र. ८४ / ९६/१०/२५

रक्कम रु. ३२०६१३/- (तीन लाख वीस हजार सहाशे तेरा रु. पुरते)

वनपरिक्षेत्र अधिकारी

पडघा

कार्यालयीन मान्यता क्र. ७६ / ९१/१०/२५

रक्कम रु. ३२०६१३/- (तीन लाख वीस हजार सहाशे तेरा रु. पुरते)

सदर ची रक्कम खालीलप्रमाणे वेगवेगळ्या लेखाशीर्षाखाली खर्ची टाकावी.

सहा. संचालक

पेंचवडी

Thane Forest Division, Thane

RATE STRUCTURE FOR COMPENSATORY AFFORESTATION ON WORKS IN ZONE II & III HEAVY RAIN FALL AREA (2500 PLANTS/Ha.)

Village - Wahuli , P.F. S.No.52 Beat Wahuli Round Wadape TALUKA BHIWANDI DIST THANE

DAILY WAGES RATE 514.99 Area :- 1.0000 HECTARE

Sr. No.	Particulars of works	Mandays	Wages	Materia. supply	Total	Wages	Material supply	Total
	First Year Operation							
1	Purchasing of 2500 + 20% Mortality 500 3000 Wadhsal plants as per Market Rate and Availability	L.S	L.S	L.S	1500000.00	L.S	L.S	1500.000.00
2	Refilling of pits by good quality soil including application of single super phosphate (1.88 MD per 100 pits)	41.50	21367.52	1200.00	22567.52	21367.52	1200.00	22567.52
3	Transportation of 3.000 seedlings for nursery to plantation site including loading and unloading (0.14 M.D. per 100 seedlings and MS Rs 1.82 per seedlings)	4.20	2162.50	5460.00	7622.50	2162.50	5460.00	7622.50
4	Planting of 2500 seedlings (1.1 M.D. per 100 seedlings)	27.50	14159.20	0.00	14159.20	14159.20	0.00	14159.20
5	3 seedlings (1Ring Circular) and 2 soil workings (4.00 M.D. per 100 seedlings) fertilizer application Rs 0.50 per seedlings)	87.50	45052.00	2050.00	47102.00	45052.00	2050.00	47102.00
6	Watering the plants Month in Nov Dec 1 time and in Jan To March 2 Times as Per per Plant 5 litre	59.20	30505.84	122400.99	152907.03	30505.84	122400.99	152907.03
7	Casualty Replacement 20% 500 seedling per Ha 1 MD per 100 seedlings.	10.00	5146.60	0.00	5146.60	5146.60	0.00	5146.60
8	Part Nursery cost for casualty replacement in SYC (500 Seedlings Per Ha) (wages Rs. 11.90 and material supply Rs 3.62 total Rs. 12.55 per seedling)	0.00	0.00	0.00	0.00	0.00	0.00	0.00
9	Watch and ward (10 months - 1 watcher per 100 ha) Plantation	30.00	514.88	0.00	15446.40	514.88	0.00	15446.40
10	Fire tracing	2.00	1029.76	0.00	1029.76	1029.76	0.00	1029.76
	TOTAL :-	261.95	119941.30	131110.99	1765983.81	119941.30	131110.99	1765983.81
11	Contingency 3%		3598.24	3933.33	52979.51	3598.24	3933.33	52979.51

12	Labour welfare fund Rs. Rounded	4707.65	5244.44	10042.09	4707.65	5244.44	70636.35
	TOTAL :-	128337.19	140288.76	1829005.41	128337.19	140288.76	1889602.67
	SAY AS TOTAL :-			1829005			1889603.00



कार्यालय स्थान : 9८ ते 9६/9०/24

Ghoriame

सा. सहायक कामगार आयुक्त
वेरावळ

Thane Forest Division, Thane

RATE STRUCTURE FOR COMPENSATORY AFFORESTATION ON WORKS IN ZONE II & III HEAVY RAIN FALL AREA (2500 PLANTS/Ha.)

Village - Wahuli , P.F. S No.52 Beat Wahuli Round Wasapa TALUKA BHIWANDI DIST THANE

DAILY WAGES RATE 514.88 Area :- 1.0000 HECTARE

Sr. No.	Particulars of works	Mandays	Wages	Material supply	Total	Wages	Material supply	Total
	Second Year Operation							
1	Purchasing of 20% Mortality 500 Medicinal plants as per Market Rate and Quality	0.00	0.00	0.00	300000.00	0.00	0.00	300000.00
2	Transportation of 272 seedlings for casualty replacement from Nursery to planting site (including loading and unloading) wages 0.14 MD per 100 Seedlings 5 M/S Rs 1.82 per seedling	0.00	0.00	914.00	914.00	0.00	914.00	914.00
3	Painting for Casualty replacement 500 seedlings (2.00 MD per 100 seedlings)	10.00	5148.80	0.00	5148.80	514.88	0.00	514.88
4	Two weeding and 1 soil working with fertilizer application at 2.5 MD per 100 seedlings M/S Rs 8.82 per seedling	52.50	32180.00	2050.00	34230.00	514.88	2050.00	2564.88
5	Watering the plants Month of Nov.Dec.Jan and june 1 time and in feb To May 2 Times as Per per Plant 5 litre	200.00	102976.00	81244.37	184220.37	200.00	81244.37	81344.37
6	Watch and ward (12 months) 1 watcher per 1.00 ha). Plantation	36.50	514.88	0.00	18793.12	514.88	0.00	18793.12
7	Fire tracing	2.00	1029.76	0.00	1029.76	1029.76	0.00	1029.76
	TOTAL :-	311.00	141849.44	84208.37	544336.05	2774.40	84208.37	405261.01
8	Contingency 3%		4255.49	2526.25	16330.05	83.23	2526.25	12157.83
9	Labour welfare (Medi &water) 4%		5673.99	3368.33	9042.31	110.98	3368.33	1621.0.44
	TOTAL :-		151770.90	90102.96	569708.44	2968.61	90102.96	433529.28
	SAY AS TOTAL :-				569708			433529.00

सहायक वनसंरक्षक अधिकारी
ठाणे

संचिका क्रमांक क्र.ठा.वि.ठाणे/वृ.क्र.52/96/ठाणे/2य

ठाणे - [illegible] - [illegible] वनक्षेत्रपाल यांचे अधिपत्याखालील [illegible]

वनसंरक्षक अधिकारी
ठाणे

संचिका क्रमांक ठाणे/वृ.क्र.52/96/ठाणे/2य

ठाणे - [illegible] - [illegible] वनक्षेत्रपाल यांचे अधिपत्याखालील [illegible]

[illegible] वनसंरक्षक अधिकारी यांचे मार्फत [illegible]

Gokhrane
मा. सहायक वनसंरक्षक
ठाणे

Thane Forest Division, Thane

RATE STRUCTURE FOR COMPENSATORY AFFORESTATION ON WORKS IN ZONE II & III HEAVY RAIN FALL AREA (2500 PLANTS/Ha.)

Village - Wahuli , P.F. S.No.52 Beat Wahuli Round Wadapa TALUKA BHIWANDI DIST THANE

DAILY WAGES RATE 514.88 Area :- 1.0000 HECTARE

Sr. No.	Particulars of works	Mandays	Wages	Material supply	Total	Wages	Material supply	Total
	Third Year Operation							
1	1 weeding and 1 soil working (1.50 MD per 100 seedlings) applying fertilizer @ Rs 0.82 per plant	37.50	19305.00	0.00	19305.00	19308.00	0.00	19308.00
2	Watering the plants Month in Nov.Dec Jan and june 1 time and in feb To May 2 Times as Per per Plant 5 litre	100.09	51534.34	40661.56	92195.90	51534.34	40661.56	92195.90
3	Watch and ward (12 months 1 watcher per 1.00 Ha) Plantation	36.50	514.88	0.00	18793.12	0.00	0.00	18793.12
4	counting of survival percentage Grid wise and Species wise and to Note the same on register in May and October	2.00	1029.76	25.00	1054.76	1029.76	25.00	1054.76
5	Fire tracing	2.00	1029.76	0.00	1029.76	1029.76	0.00	1029.76
	TOTAL :-	**178.09**	**73416.74**	**40686.56**	**132381.54**	**72901.86**	**40686.56**	**132381.54**
6	Contingency 3%		2202.50	1220.60	3971.45	2187.05	1220.60	3971.45
7	Labour welfare (Medi &water) 4%		2936.67	1627.46	4564.13	2916.07	1627.45	5295.26
	TOTAL :-		**79555.91**	**43534.62**	**140917.12**	**78004.99**	**43534.62**	**141648.25**
	SAY AS TOTAL :-				**140917**			**141648.00**

वनपरिक्षेत्र अधिकारी
वडपा

वनपरिक्षेत्र अधिकारी
वडपा

सहा. वनसंरक्षक
भिवंडी

Thane Forest Division, Thane

RATE STRUCTURE FOR COMPENSATORY AFFORESTATION ON WORKS IN ZONE II & III HEAVY RAIN FALL AREA (2500 PLANTS/Ha.)

Village - Wahuli . P.F. S.No.52 Beat Wahuli Round Wadapa TALUKA BHIWANDI DIST THANE

DAILY WAGES RATE 514.68 Area :- 1.0000 HECTARE

Sr. No.	Particulars of works	Mandays	Wages	Material supply	Total	Wages	Material supply	Total
	Fourth Year Operation							
1	Watch and ward (12 months - 1 watcher per 100 haj Plantation	36.50	514.68	0.00	18793.12	0.00	0.00	18793.12
3	counting of survival percentage Grid wise and Species wise and to Note the same on register in May and October	2.00	1029.76	25.00	1054.76	1029.76	25.00	1054.76
2	Fire tracing	2.00	1029.76	0.00	1029.76	1029.76	0.00	1029.76
	TOTAL :-	**40.50**	**2574.40**	**25.00**	**20877.64**	**2059.52**	**25.00**	**20877.64**
3	Contingency 3%		77.23	0.75	626.33	61.79	0.75	626.33
4	Labour welfare (Medi &water) 4%		102.98	1.00	103.98	82.38	1.00	835.11
	TOTAL :-		**2754.61**	**26.75**	**21607.95**	**2203.69**	**26.75**	**22339.07**
	SAY AS TOTAL :-				**21608.**			**22339.00**

उपवनसंरक्षक अधिकारी
ठाणे

मंजूर पत्रक क्र. ८७ दि. १५/०८/२५
एकूण - १२३७५/- रुपये (बारा हजार तिनशे पंचाहत्तर रु. मात्र)

उपवन संरक्षक पत्रक क्र. ७८ दि. १५/१०/२५
एकूण - १२३७५/- रुपये (बारा हजार तिनशे पंचाहत्तर रु. मात्र)
वरील रक्कम मंजूर करण्यात येत आहे.

सहायक वनसंरक्षक
ठाणे

प. सहाय्यक उपवनसंरक्षक
ठाणे

Thane Forest Division, Thane

RATE STRUCTURE FOR COMPENSATORY AFFORESTATION ON WORKS IN ZONE II & III HEAVY RAIN FALL AREA (2500 PLANTS/Ha.)

Village - Wahuli , P F. S.No.52 Beat Wahuli Round Wadapa TALUKA BHIWANDI DIST THANE

DAILY WAGES RATE 514.86 Area :- 1.0000 HECTARE

Sr. No.	Particulars of works	Mandays	Wages	Material supply	Total	Wages	Material supply	Total
	Fifth Year Operation							
1	Watch and ward (12 months 1 watcher per 1.00 ha) Plantation	36.50	514.89	0.00	18793.12	514.89	0.00	18793.12
2	counting of survival percentage Grid wise and Species wise and to Note the same on register in May and October	2.00	1029.76	25.00	1054.76	1029.76	25.00	1054.76
3	Fire tracing	2.00	1029.76	0.00	1029.76	1029.76	0.00	1029.76
	TOTAL :-	**40.50**	**2574.40**	**25.00**	**20877.64**	**2574.40**	**25.00**	**20877.64**
3	Contingency 3%		77.23	0.75	626.33	77.23	0.75	626.32
4	Labour welfare (Medi 3+water 1 4%		102.98	1.00	103.98	102.98	1.00	835.11
	TOTAL :-		**2754.61**	**26.75**	**21607.95**	**2754.61**	**26.75**	**22339.07**
	SAY AS TOTAL :-				**21608**			**22339.00**

कार्यालय आदेश क्र. ८८ दि. १६/०८/२५

[illegible]

वनक्षेत्रपाल अधिकारी

पडघा

कार्यालय आदेश क्र. ८० दि. ३१/१०/२५

[illegible]

[illegible]

सा. सहाय्यक वनसंरक्षक

भिवंडी

कार्यालय आदेश क्र. ८० दि. ३१/१०/२५

[illegible]

[illegible]

[illegible]

सा. सहाय्यक वनसंरक्षक

भिवंडी

Thane Forest Division, Thane

RATE STRUCTURE FOR COMPENSATORY AFFORESTATION ON WORKS IN ZONE II & III HEAVY RAIN FALL AREA (2500 PLANTS/Ha.)

Village - Wahuli , P.F $ No.52 Beat Wahuli Round Wadapa TALUKA BHIWANDI DIST THANE

DAILY WAGES RATE 514.88 Area :- 1.0000 HECTARE

Sr No.	Particulars of works	Mandays	Wages	Material supply	Total	Wages	Material supply	Total
	Sixth Year Operation							
1	Watch and ward (12 months - 1 watcher per 1.00 ha) Plantation	36.50	514.88	0.00	18793.12	514.88	0.00	18793.12
2	counting of survival percentage Grid wise and Species wise and to Note the same on register in May and October	2.00	1029.76	25.00	1054.76	1029.76	25.00	1054.76
3	Fire tracing	2.00	1029.76	0.00	1029.76	0.00	0.00	1029.76
	TOTAL :-	**40.50**	**2574.40**	**25.00**	**20877.64**	**1544.64**	**25.00**	**20877.64**
3	Contingency 3%		77.23	0.75	626.33	46.34	0.75	626.33
4	Labour welfare (Medi &water) 4%		102.98	1.00	103.98	61.79	1.00	835.11
	TOTAL :-		**2754.61**	**26.75**	**21607.95**	**1652.76**	**26.75**	**22339.07**
	SAY AS TOTAL :-				**21608:**			**22339.00**

वनपरिक्षेत्र अधिकारी

पडघा

वनपरिक्षेत्र अधिकारी

पडघा

सा. व्यवस्थापन वनसंरक्षक

ठिकाण

Thane Forest Division, Thane

RATE STRUCTURE FOR COMPENSATORY AFFORESTATION ON WORKS IN ZONE II & III HEAVY RAIN FALL AREA (2500 PLANTS/Ha.)

Village - Wahuli , P F. S.No.52 Beat Wahuli Round Wadapa TALUKA BHIWANDI DIST THANE

DAILY WAGES RATE 514.88 Area :- 1.0000 HECTARE

Sr. No.	Particulars of works	Mandays	Wages	Material supply	Total	Wages	Material supply	Total
	Seventh Year Operation							
1	Watch and ward (12 months - 1 watcher per 100 ha). Plantation	36.50	514.88	0.00	18795.12	514.88	0.00	18795.12
2	counting of survival percentage Grid wise and Species wise and to Note the same on register in May and October	2.00	1029.78	25.00	1054.78	1029.78	25.00	1054.78
3	Fire tracing	2.00	1029.78	0.00	1029.78	1029.78	0.00	1029.78
	TOTAL :-	40.50	2574.40	25.00	20877.64	2574.40	25.00	20877.64
3	Contingency 3%		77.23	0.75	626.33	77.23	0.75	626.33
4	Labour welfare (Med. Exam) 4%		102.98	1.00	103.98	102.98	1.00	835.11
	TOTAL :-		2754.61	26.75	21607.95	2754.61	26.75	22339.07
	SAY AS TOTAL :-				21608			22339.00

वनपरिक्षेत्र अधिकारी

पदवा

मोक मावत क्र. ८८ दि. 26/10/23

वनक्षेत्र - (वनपरि.) वनपरिक्षेत्र वनपरिक्षेत्र ठाणे वनविभाग ठाणे, ठाणे

वनपरिक्षेत्र अधिकारी

पदवा

अभिलेख मावत क्र. ८८ दि. 28/10/24

वनक्षेत्र - (वनपरि.) वनपरिक्षेत्र वनपरिक्षेत्र ठाणे वनविभाग ठाणे, ठाणे

दर हा वनक्षेत्र अधिकारी यांनी मान्य केला आहे

Adhikrame

मा. सहायक वनसंरक्षक

भिवंडी

Thane Forest Division, Thane

RATE STRUCTURE FOR COMPENSATORY AFFORESTATION ON WORKS IN ZONE II & III HEAVY RAIN FALL AREA (2500 PLANTS. Ha.)

Village - Wahuli , P.F. S.No.52 Beat Wahuli Round Wadape TALUKA BHIWANDI DIST THANE

DAILY WAGES RATE 514.88 Area :- 1.0000 HECTARE

Sr. No.	Particulars of works	Mandays	Wages	Material supply	Total	Wages	Material supply	Total
	Eight Year Operation							
1	Watch and ward (12 months - 1 watcher per 100 hect. Plantation	36.50	514.88	0.00	18793.12	514.88	0.00	18793.12
2	Accounting of survival percentage Grid wise and Species wise and to Note the same on register in May and October	2.00	1029.76	25.00	1054.76	1029.76	25.00	1054.76
3	Fire tracing	2.00	1029.76	0.00	1029.76	1029.76	0.00	1029.76
	TOTAL :-	40.50	2574.40	25.00	20877.64	2574.40	25.00	20877.64
3	Contingency 3%		77.23	0.75	626.33	77.23	0.75	626.33
4	Labour wellare (Medi &water) 4%		102.98	1.00	103.98	102.98	1.00	835.11
	TOTAL :-		2754.61	26.75	21607.95	2754.61	25.75	22339.07
	SAY AS TOTAL :-				21608			22339.00

कनार्वेक्षक अधिकारी

पडघा

सर्वेक्षण करण्यात आले ए.ए. ९/१०/२५

स्थळ - [illegible]

कनार्वेक्षक अधिकारी

पडघा

प्रस्तावित लागवड ए.ए. ८३ ते ९३/१०/२५

स्थळ - [illegible]

[illegible]

सह. वनसंरक्षक

भिवंडी

Thane Forest Division, Thane

RATE STRUCTURE FOR COMPENSATORY AFFORESTATION ON WORKS IN ZONE II & III HEAVY RAIN FALL AREA (2500 PLANTS/Ha.)

Village - Wahuli , P.F. S.No 52 Beat Wahuli Round Wadapa TALUKA BHIWANDI DIST THANE

DAILY WAGES RATE 514.88 Area :- 1.0000 HECTARE

Sr. No.	Particulars of works	Mandays	Wages	Materia supply	Total	Wages	Material supply	Total
	Ninth Year Operation							
1	Watch and ward (12 months - 1 watcher per 1.00 ha). Plantation	36.50	514.88	0.00	18793.12	514.88	0.00	18793.12
2	counting of survival percentage Grid wise and Species wise and to Note the same on register in May and October	2.00	1029.76	25.00	1054.76	1029.76	25.00	1054.76
3	Fire tracing	2.00	1029.76	0.00	1029.76	1029.76	0.00	1029.76
	TOTAL :-	40.50	2574.40	25.00	20877.64	2574.40	25.00	20877.64
4	Contingency 3%		77.23	0.75	626.33	77.23	0.75	626.33
5	Labour welfare (Mac. &wpler) 4%		102.98	1.00	103.90	102.98	1.00	835.11
	TOTAL :-		2754.61	26.75	21607.95	2754.61	26.75	22339.07
	SAY AS TOTAL :-				21608			22339.00

वनपरिक्षेत्र अधिकारी
वाडा

अधिक माहिती क्र. ४२ दि. २६/८/२४
...

उपवनसंरक्षक ठाणे क्र. ८१ दि. २१/१०/२४
...

वनपरिक्षेत्र अधिकारी
वाडा

सहा. संचालक वनसंरक्षक
भिवंडी

Thane Forest Division, Thane

RATE STRUCTURE FOR COMPENSATORY AFFORESTATION ON WORKS IN ZONE II & III HEAVY RAIN FALL AREA (2500 PLANTS/Ha.)

Village - Wahuli , P.F. S.No.52 Beat Wahuli Round Wadapa TALUKA BHIWANDI DIST THANE

DAILY WAGES RATE 514.88 Area :- 1.0000 HECTARE

Sr. No.	Particulars of works	Mandays	Wages	Material supply	Total	Wages	Material supply	Total
	Tenth Year Operation							
1	Watch and ward (12 months - 1 watcher per 1.00 ha). Plantation	36.50	514.88	0.00	18793.12	514.88	0.00	18793.12
2	counting of survival percentage Grid wise and Species wise and to Note the same on register in May and October	2.00	1029.76	25.00	1054.76	1029.76	25.00	1054.76
3	Fire tracing	2.00	1029.76	0.00	1029.76	1029.76	0.00	1029.76
	TOTAL :-	**40.50**	**2574.40**	**25.00**	**20877.64**	**2574.40**	**25.00**	**20877.64**
4	Contingency 3%		77.23	0.75	626.33	77.23	0.75	626.33
5	Labour welfare (Medi &water) 4%		102.98	1.00	103.98	102.98	1.00	835.11
	TOTAL :-		2754.61	26.75	21607.95	2754.61	26.75	22339.07
	SAY AS TOTAL :-				**21608**			22339.00

सहायक वनसंरक्षक अधिकारी
पहपा

सहायक वनसंरक्षक अधिकारी
पहपा

सहायक वनसंरक्षक
भिवंडी

Thane Forest Division, Thane

RATE STRUCTURE FOR COMPENSATORY AFFORESTATION ON WORKS IN ZONE II & III HEAVY RAIN FALL AREA (2500

Village - Wahuli , P.F. S.No.52 Beat Wahuli Round Wadapa TALUKA BHIWANDI DIST THANE

DAILY WAGES RATE 514.88 Area :- 1.0000 HECTARE

Abstact

Sr. No.	Particulars of works	Mandays	Wages	Material supply	Total	Wages	Material supply	Total	Assuuming 10 % Amount
1)	PPO - PYO	321.00	176867.87	211996.36	388864	118943.97	201668.69	320613.00	352674.30
2)	First Year Operation	261.95	128337.19	140288.76	1629005	128337.19	140288.76	1889602.67	2078562.94
3)	Second Year Operation	311.00	151778.50	90102.96	569738.44	2968.61	90102.96	433629.28	476992.21
4)	Third Year Operation	178.09	78555.91	43634.62	140917.12	78904.99	43634.62	141648.25	155813.08
5)	Fourth Year Operation	40.50	2754.61	26.75	21607.96	2203.69	26.75	22339.07	24572.98
6)	Fith Year Operation	40.50	2754.61	26.75	21607.96	2203.69	26.75	22339.07	24572.98
7)	Sixth Year Operation	40.50	2754.61	26.75	21607.96	2203.69	26.75	22339.07	24572.98
8)	Seventh Year Operation	40.50	2754.61	26.75	21607.96	2203.69	26.75	22339.07	24572.98
9)	Eigth Year Operation	40.50	2754.61	26.75	21607.96	2203.69	26.75	22339.07	24572.98
10)	Nine Year Operation	40.50	2754.61	26.75	21607.96	2203.69	26.75	22339.07	24572.98
11)	Tenth Year Operation	40.50	2754.61	26.75	21607.96	2203.69	26.75	22339.07	24572.98
	Total :-	**1355.54**	**554822.14**	**486109.96**	**3079750.65**	**343660.59**	**475782.48**	**2941866.69**	**3236053.36**

(Ramesh Kisan Rasal)
Range Forest Office
Padgha (P)

Annexure-VI(D)

Raising of drawf medicinal plants over 1.0000 Ha. out of 1.8300 Ha.degraded forest area at Village Vahuli, Taluka Bhivandi, District Thane.
Diversion of 12.0225 Ha. Forest Land in favour of EHV Project Division Maharashtra State Electricity Transmission Company Ltd. Kalyan For Construction of Laying of 220kv Lilo M/C Transmission Line on 220kv Padghe Wada & Kolshet Wada Transmission line for 400kv Kudus Sub Station passing through Thane District in the State of Maharashtra

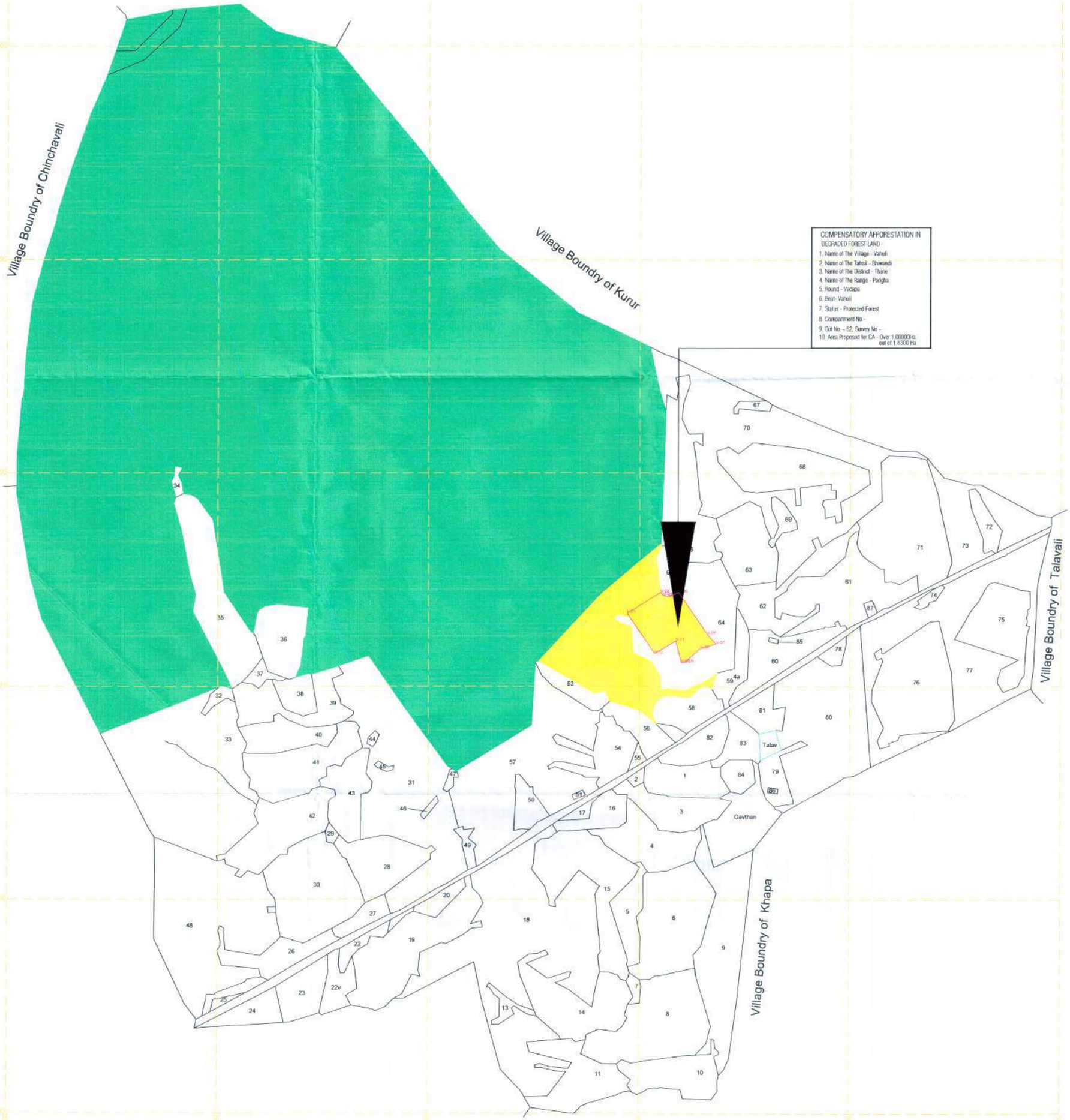

COMPENSATORY AFFORESTATION IN DEGRADED FOREST LAND
1. Name of The Village - Vahuli
2. Name of The Tahsil - Bhiwandi
3. Name of The District - Thane
4. Name of The Range - Padgha
5. Round - Vadape
6. Beat- Vahuli
7. Status - Protected Forest
8. Compartment No -
9. Gut No. - 52, Survey No -
10. Area Proposed for CA - Over 1.0000Ha. out of 1.8300 Ha.

Geo Digital Map		01/01
Village - Vahuli Taluka - Bhiwandi District - Thane Scale - 1:5000	N W E S	

MAHARASHTRA STATE ELECTRICITY TRANSMISSION CO. LTD.
Construction of Laying of 220kv Lilo M/C Transmission Line on 220kv Padghe Wada & Kolshet Wada Transmission line for 400kv Kudus Sub Station
Forest Co Ordinates

Sr no	X	Y	LATITUDE	LONGITUDE	Point ID	Remarks
1	305479.85	2141170.94	19° 21' 18.6686" N	73° 08' 52.9012" E	V-01	
2	305550.21	2141223.13	19° 21' 20.3278" N	73° 08' 55.6018" E	V-02	
3	305556.49	2141213.91	19° 21' 20.0958" N	73° 08' 55.8197" E	V-03	
4	305568.27	2141210.44	19° 21' 19.9871" N	73° 08' 56.2245" E	V-04	
5	305593.49	2141220.27	19° 21' 20.3155" N	73° 08' 57.0850" E	V-05	
6	305661.14	2141173.31	19° 21' 17.1860" N	73° 08' 59.4379" E	V-06	
7	305681.87	2141089.89	19° 21' 16.4316" N	73° 09' 00.1567" E	V-07	
8	305643.87	2141089.35	19° 21' 16.0693" N	73° 08' 58.8590" E	V-08	
9	305608.03	2141057.30	19° 21' 15.0212" N	73° 08' 57.6429" E	V-09	
10	305599.45	2141056.82	19° 21' 15.0024" N	73° 08' 57.3490" E	V-10	
11	305586.07	2141107.19	19° 21' 16.6359" N	73° 08' 56.8721" E	V-11	
12	305535.75	2141077.59	19° 21' 15.6557" N	73° 08' 55.1591" E	V-12	

INDEX

COMPENSATORY AFFORESTATION IN DEGRADED FOREST LAND
1. Name of The Village - Vahuli
2. Name of The Tahsil - Bhiwandi
3. Name of The District - Thane
4. Name of The Range - Padgha
5. Round - Vadape
6. Beat- Vahuli
7. Status - Protected Forest
8. Compartment No -
9. Gut No. - 52, Survey No -
10. Area Proposed for CA - Over 1.0000Ha. out of 1.8300 Ha.

Raising of drawf medicinal plants over 1.0000 Ha. out of 1.8300 Ha.degraded forest area at Village Vahuli, Taluka Bhivandi, District Thane.

Diversion of 12.0225 Ha. Forest Land in favour of EHV Project Division Maharashtra State Electricity Transmission Company Ltd. Kalyan For Construction of Laying of 220kv Lilo M/C Transmission Line on 220kv Padghe Wada & Kolshet Wada Transmission line for 400kv Kudus Sub Station passing through Thane District in the State of Maharashtra

Legend

Proposed Forest Area	
Reserve Forest	
Protected Forest	

Maharashtra State Electricity Transmission Company Ltd.

Diversion of 12.0225 Ha. Forest Land in favour of EHV Project Division Maharashtra State Electricity Transmission Company Ltd. Kalyan For Construction of Laying of 220kv Lilo M/C Transmission Line on 220kv Padghe Wada & Kolshet Wada Transmission line for 400kv Kudus Sub Station passing through Thane District in the State of Maharashtra

Geo Digital Map - Vahuli
Scale - 1:5000

RFO Padgha

Deputy Conservator of Forests
Thane Forest Division, Thane

Raising of drawf medicinal plants over 1.0000 Ha. out of 1.8300 Ha.degraded forest area at Village Vahuli, Taluka Bhivandi, District Thane.
Diversion of 12.0225 Ha. Forest Land in favour of EHV Project Division Maharashtra State Electricity Transmission Company Ltd. Kalyan For Construction of Laying of 220kv Lilo M/C Transmission Line on 220kv Padghe Wada & Kolshet Wada Transmission line for 400kv Kudus Sub Station passing through Thane District in the State of Maharashtra

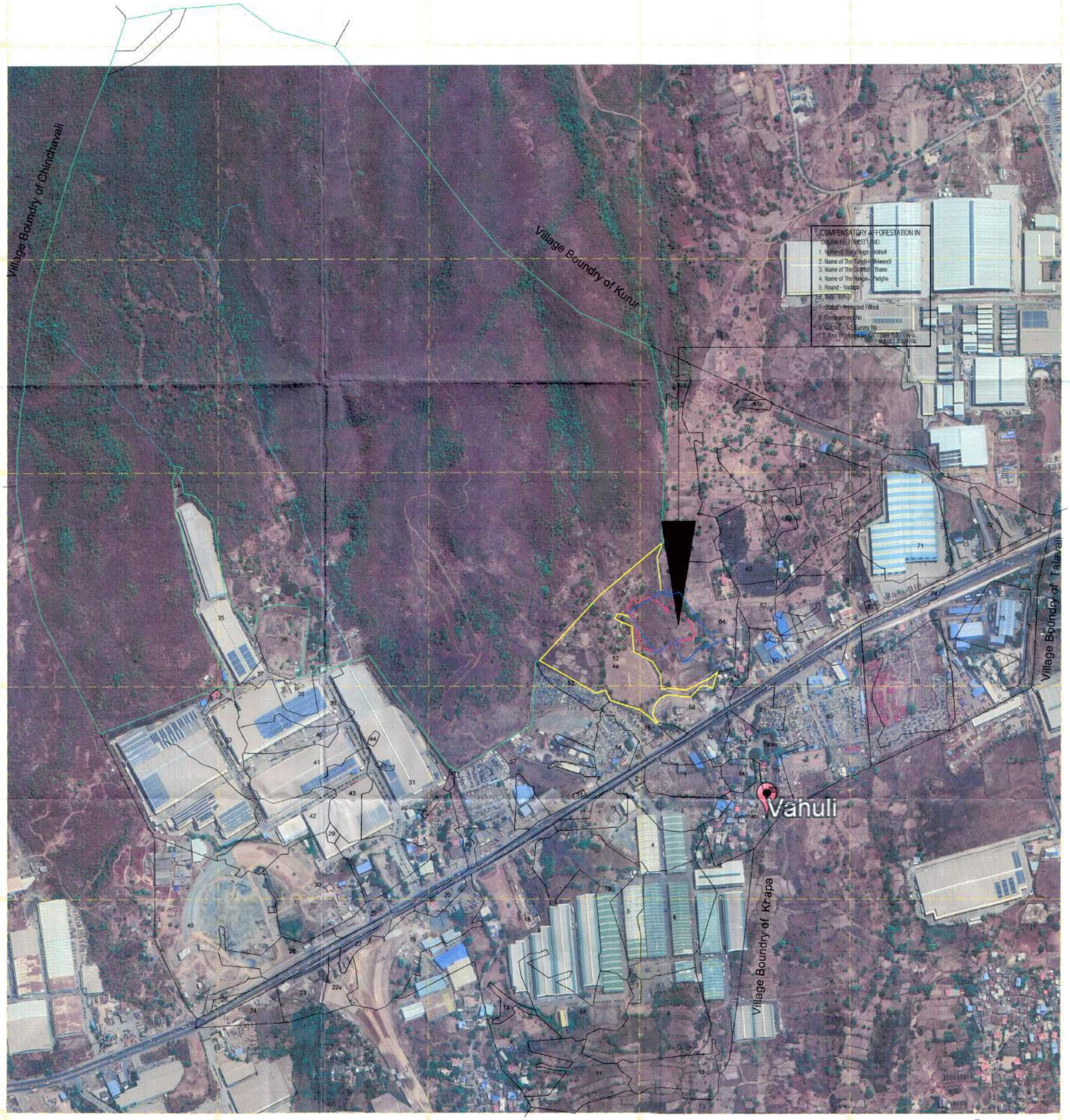

Google Map		01/01
Village - Vahuli Taluka - Bhiwandi District - Thane Scale - 1:5000	N W E S	

MAHARASHTRA STATE ELECTRICITY TRANSMISSION CO. LTD.
Construction of Laying of 220kv Lilo M/C Transmission Line on 220kv Padghe Wada & Kolshet Wada Transmission line for 400kv Kudus Sub Station
Forest Co Ordinates

Sr no	X	Y	LATITUDE	LONGITUDE	Point ID	Remarks
1	305470.85	2141170.94	19° 21' 18.6686" N	73° 08' 52.9012" E	V-01	
2	305550.21	2141221.13	19° 21' 20.3278" N	73° 08' 55.6018" E	V-02	
3	305596.49	2141213.93	19° 21' 20.0954" N	73° 08' 55.8139" E	V-03	
4	305568.27	2141210.44	19° 21' 19.9871" N	73° 08' 56.2245" E	V-04	
5	305593.49	2141220.27	19° 21' 20.3155" N	73° 08' 57.0850" E	V-05	
6	305661.14	2141123.81	19° 21' 17.1860" N	73° 08' 59.4375" E	V-06	
7	305681.87	2141099.89	19° 21' 16.4316" N	73° 09' 00.1567" E	V-07	
8	305643.87	2141089.15	19° 21' 16.0693" N	73° 08' 58.8590" E	V-08	
9	305608.03	2141057.30	19° 21' 15.0214" N	73° 08' 57.6429" E	V-09	
10	305599.45	2141056.82	19° 21' 15.0024" N	73° 08' 57.3490" E	V-10	
11	305586.07	2141087.19	19° 21' 16.0359" N	73° 08' 56.8771" E	V-11	
12	305535.75	2141077.59	19° 21' 15.6557" N	73° 08' 55.1591" E	V-12	

INDEX

COMPENSATORY AFFORESTATION IN DEGRADED FOREST LAND
1. Name of The Village - Vahuli
2. Name of The Tahsil - Bhiwandi
3. Name of The District - Thane
4. Name of The Range - Padgha
5. Round - Vadapa
6. Beat - Vahuli
7. Status - Protected Forest
8. Compartment No -
9. Gut No. - 52, Survey No -
10. Area Proposed for CA - Over 1.0000 Ha. out of 1.8300 Ha.

Raising of drawf medicinal plants over 1.0000 Ha. out of 1.8300 Ha.degraded forest area at Village Vahuli, Taluka Bhivandi, District Thane.

Diversion of 12.0225 Ha. Forest Land in favour of EHV Project Division Maharashtra State Electricity Transmission Company Ltd. Kalyan For Construction of Laying of 220kv Lilo M/C Transmission Line on 220kv Padghe Wada & Kolshet Wada Transmission line for 400kv Kudus Sub Station passing through Thane District in the State of Maharashtra

Legend

Proposed Forest Area	
Reserve Forest	
Protected Forest	

Maharashtra State Electricity Transmission Company Ltd.

Diversion of 12.0225 Ha. Forest Land in favour of EHV Project Division Maharashtra State Electricity Transmission Company Ltd. Kalyan For Construction of Laying of 220kv Lilo M/C Transmission Line on 220kv Padghe Wada & Kolshet Wada Transmission line for 400kv Kudus Sub Station passing through Thane District in the State of Maharashtra

Google Map - Vahuli
Scale - 1:5000

RFO Padgha

सहा. वनसंरक्षक
भिवंडी (मुख्यालय - ठाणे)

Deputy Conservator of Forests
Thane Forest Division, Thane

Annexure - VI / P

Route Map

SHEET No. 1 OF 1

Construction of Laying of 220kv Lilo M/C Transmission Line on 220kv Padghe Wada & Kolshet Wada Transmission line for 400kv Kudus Sub Station

N
W E
S

TOPOSHIT INDEX

47E/3

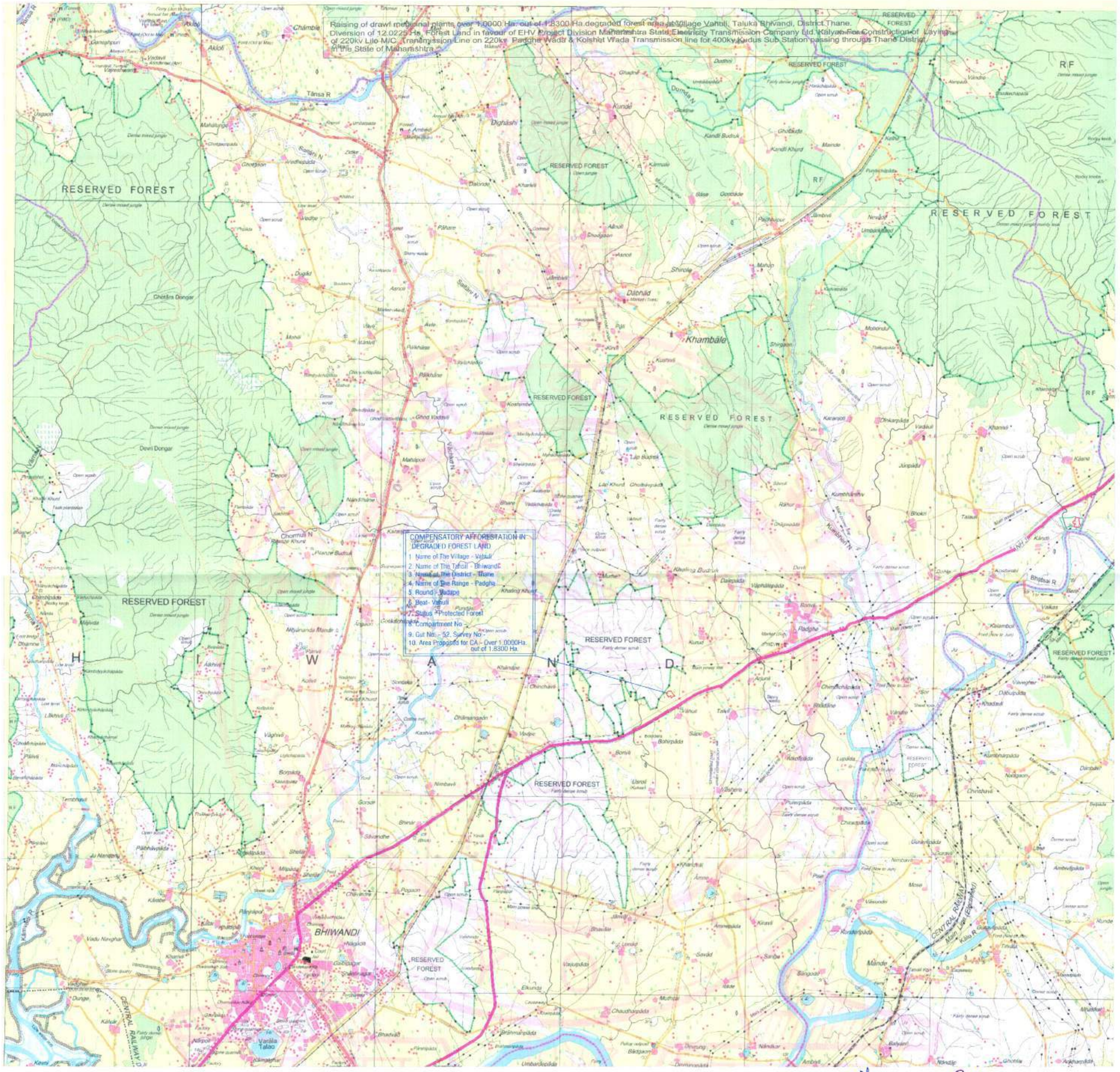

INDEX

COMPENSATORY AFFORESTATION IN DEGRADED FOREST LAND
1. Name of The Village - Vahuli
2. Name of The Tahsil - Bhiwandi
3. Name of The District - Thane
4. Name of The Range - Padgha
5. Round - Vadpe
6. Beat- Vahuli
7. Status - Protected Forest
8. Compartment No -
9. Gut No. - 52, Survey No -
10. Area Proposed for CA - Over 1.0000Ha. out of 1.8300 Ha.

Raising of drawl medicinal plants over 1.0000 Ha. out of 1.8300 Ha.degraded forest area at Village Vahuli, Taluka Bhivandi, District Thane.

Diversion of 12.0225 Ha. Forest Land in favour of EHV Project Division Maharashtra State Electricity Transmission Company Ltd. Kalyan For Construction of Laying of 220kv Lilo M/C Transmission Line on 220kv Padghe Wada & Kolshet Wada Transmission line for 400kv Kudus Sub Station passing through Thane District in the State of Maharashtra

Legend

Proposed Forest Area	
Reserve Forest	
Protected Forest	

Maharashtra State Electricity Transmission Company Ltd.

Diversion of 12.0225 Ha. Forest Land in favour of EHV Project Division Maharashtra State Electricity Transmission Company Ltd. Kalyan For Construction of Laying of 220kv Lilo M/C Transmission Line on 220kv Padghe Wada & Kolshet Wada Transmission line for 400kv Kudus Sub Station passing through Thane District in the State of Maharashtra

Route Map - Vahuli

Scale - 1:50000

RFO Padgha

Deputy Conservator of Forests
Thane Forest Division, Thane

सहा. वनसंरक्षक
भिवंडी (मुख्यालय - ठाणे)

Annexure-XLV-1

CERTIFICATE

Diversion of 12.0225 Ha. forest land in favour of EHV Project Division M.S.E.T.C.L. Kalyan for construction of laying of 220 KV LILO M/C Transmission Line on 220 KV Padghe – Wada and Kolshet – Wada Transmission Line for 400 KV Kudus Sub-station passing through Thane in the State of Maharashtra.

Ref:- Regional office Nagpur vide letter no. F No.FC-II/MH-201/2022-NGP/14610 Dated - 29.08.2025.

Condition No.6

This is to certify that the undersigned has inspected the area proposed area 1.00 ha. degraded forest land proposed for medicinal plants of forest Survey no 52 village Vahuli tal. Bhiwandi Dist.Thane in lieu of construction of laying of 220 KV LILO M/C Transmission Line on 220 KV Padghe – Wada and Kolshet – Wada Transmission Line for 400 KV Kudus Sub-station passing through Thane in the State of Maharashtra. The proposed degraded forest land for raising dwarf medicinal plants is suitable and free from encroachment.

RANGE FOREST OFFICER
PADGHA

सहा. वनसंरक्षक
भिवंडी (प.क्षेत्र) - ठाणे

Counter Sign by

Deputy Conservator of Forests
Thane Forest Division, Thane

Annexure - VII

CERTIFICATE

Diversion of 12.0225 Ha. forest land in favor of EHV Project Division M.S.E.T.C.L. Kalyan for construction of laying of 220 KV LILO M/C Transmission Line on 220 KV Padghe – Wada and Kolshet – Wada Transmission Line for 400 KV Kudus Sub-station passing through Thane in the State of Maharashtra.

Ref:-Regional office Nagpur vide letter no. F.No.FC-II/MH-201/2022-NGP/14610 Dated - 29.08.2025.

Condition No. 7

With reference to above, we the project authority hereby agreed and deposited total Rs.3,67,43,499/- in Ad-HOC CAMPA A/C no. 150786448241315 Union bank of India IFSC Code UBIN0996335 Bengaluru through RTGS vide UTR No. SBIN525302291106 Dated 29.10.2025. Which included Rs.1,34,27,930/- Towards the cost of NPV.

(Ajay Athavale)
Executive Engineer,
EHV Project division, MSETCL,
Kalyan.
Executive Engineers
M.S.E.T. Co. Ltd.
E.H.V. Projects Dn Kalyan

PLACE:- Kalyan.
DATE :- 31 / 10 /2025

Annexure - VII/A

UNDERTAKING

Diversion of 12.0225 Ha. forest land in favour of EHV Project Division M.S.E.T.C.L. Kalyan for construction of laying of 220 KV LILO M/C Transmission Line on 220 KV Padghe – Wada and Kolshet – Wada Transmission Line for 400 KV Kudus Sub-station passing through Thane in the State of Maharashtra.

Ref:-Regional office Nagpur vide letter no. F.No.FC-II/MH-201/2022-NGP/14610 Dated - 29.08.2025.

Condition No. 7

With reference to above, we the project authority, do hereby undertake and agrees to pay the cost of the Net Present Value of the State Government shall charge the Net Present Value of the diverted forest land measuring **12.0225 ha.** from the User Agency, as per the orders of the Hon'ble Supreme Court dated 28.03.2008 and 09.05.2008 in IA Nos. 826 in 566 with related IA's in Writ Petition (Civil) No.202/1995 and Ministry's guideline

(Ajay Athavale)
Executive Engineer,
EHV Project division, MSETCL,
Kalyan.

Executive Engineer
M.S.E.T. Co. Ltd.
E.H.V. Projects Dn Kalyan

PLACE:- Kalyan.
DATE :- 3 / / 09/2025

Annexure - VII/B

AGENCY COPY

यूनियन बैंक Union Bank

NEFT / RTGS CHALLAN for CAMPA Funds

Date : 28-10-2025

Agency Name.	MAHATRANSCO
Application No.	6448241315
MoEF/SG File No.	FC-II/MH-201-2022-NGP
Location.	MAHARASHTRA
Address.	O/O THE EXECUTIVE ENGINEER, MSETCL, EHV CONSTRUCTION DIVISION, KALYANThane
Amount(in Rs)	36743499/-

Amount in Words :Three Crore Sixty Seven Lakh Forty-Three Thousand Four Hundred and Ninety-Nine Rupees Only

NEFT/RTGS to be made as per following details;

Beneficiary Name:	MAHARASHTRA CAMPA
IFSC Code:	UBIN0990335
Pay to Account No.	150706448241315 Valid only for this challan amount.
Bank Name & Address'	Union Bank Of India FCS Centre,21/1, III Floor, Jolitta Towers, Mission Road, Bangaluru-560027

- This Challan is strictly to be used for making payment to CAMPA by NEFT/RTGS only

BANK COPY

यूनियन बैंक Union Bank

NEFT / RTGS CHALLAN for CAMPA Funds

Date : 28-10-2025

Agency Name.	MAHATRANSCO
Application No.	6448241315
MoEF/SG File No.	FC-II/MH-201-2022-NGP
Location.	MAHARASHTRA
Address:	O/O THE EXECUTIVE ENGINEER, MSETCL, EHV CONSTRUCTION DIVISION, KALYAN Thane
Amount(in Rs)	36743499/-

Amount in Words :Three Crore Sixty-Seven Lakh Forty-Three Thousand Four Hundred and Ninety-Nine Rupees Only

NEFT/RTGS to be made as per following details;

Beneficiary Name:	MAHARASHTRA CAMPA
IFSC Code	UBIN0990335
Pay to Account No.	150706448241315 Valid only for this challan amount.
Bank Name & Address:	Union Bank Of India FCS Centre, 21/1, III Floor, Jolitta Towers, Mission Road, Bangaluru-560027

- This Challan is strictly to be used for making payment to CAMPA by NEFT/RTGS only

Note:After making the required payment through challan. if the payment status has not been updated even after 7 working days, then kindly mail a copy of your challan with transaction date and reference id to Email: fcsblr@unionbankofindia.bank , epurse@unionbankofindia.bank, ubin0903710@unionbankofindia.bank

Executive Engineer
M.S.E.T. Co. Ltd.
E.H.V. Project Dn. Kalyan

Annexure - VII /c

Account Statement from 29 Oct 2025 to 29 Oct 2025

Txn Date	Value Date	Description	Ref No./Cheque No.	Branch Code	Debit
29/10/2025	29/10/2025	TO DEBIT THROUGH CHEQUE-SBI 001219FOR MAHARASHTRA CAMPA-804057	/ 804057	399	1,00,00,000.00
29/10/2025	29/10/2025	TO DEBIT THROUGH CHEQUE-SBI 001219FOR MAHARASHTRA CAMPA-804058	/ 804058	399	1,00,00,000.00
29/10/2025	29/10/2025	TO DEBIT THROUGH CHEQUE-SBI 001219FOR MAHARASHTRA CAMPA-804059	/ 804059	399	1,00,00,000.00
29/10/2025	29/10/2025	TO DEBIT THROUGH CHEQUE-SBI 001219FOR MAHARASHTRA CAMPA-804060	/ 804060	399	67,43,545.20
29/10/2025	29/10/2025	CHQ TRANSFER-CHEQUE TRANSFER TO-804056	/ 804056	399	4,75,718.00
29/10/2025	29/10/2025	TO CLEARING-Chq 804048 Sess 3 BHOIR BALU DAMU 0000219000-804048	/ 804048	5076	22,440.00
29/10/2025	29/10/2025	TO TRANSFER-INB NEFT UTR NO: SBIN525302217102-Vilas Padu Patil	NEFT INB: CNAEQDLZG1 TRANSFER TO 4698138044302 / Vilas Padu Patil	99922	51,444.00
29/10/2025	29/10/2025	TO TRANSFER-INB NEFT UTR NO: SBIN525302215404-Dhananjay Maruti Kadam	NEFT INB: CNAEQDLXH5 TRANSFER TO 4698149044309 / Dhananjay Maruti Kadam	99922	21,744.00
29/10/2025	29/10/2025	TO TRANSFER-INB TI Balanco Sachin Palkar-	CT0DWIRWE0 TRANSFER TO 61012081668 Mr. SACHIN SITARAM PA /	99922	366.00

UTR No - SBIN525302291106

Executive Engineers
M.S.E.D. Co. Ltd.
G.H.V. Projects Dn. Kalyan

Scanned with OK

Annexure - VIII

CERTIFICATE

Diversion of 12.0225 Ha. forest land in favour of EHV Project Division M.S.E.T.C.L. Kalyan for construction of laying of 220 KV LILO M/C Transmission Line on 220 KV Padghe – Wada and Kolshet – Wada Transmission Line for 400 KV Kudus Sub-station passing through Thane in the State of Maharashtra.

Ref:-Regional office Nagpur vide letter no. F.No.FC-II/MH-201/2022-NGP/14610 Dated - 29.08.2025.

Condition No. 8

With reference to above, we the project authority hereby agreed and deposited total Rs.3,67,43,499/- in Ad-HOC CAMPA A/C no. 15078644824l315 Union bank of India IFSC Code - UBIN0996333 Bengaluru through RTGS vide UTR No. SBIN525302291106 Dated 29.10.2025.Which included Rs.2,33,939/- Towards the cost of Penal NPV.

(Ajay Athavale)
Executive Engineer,
EHV Project division, MSETCL,
Kalyan.
Executive Engineer
M.S.E.T. Co. Ltd.
E.H.V. Projects Dn. Kalyan

PLACE:- Kalyan.
DATE :- 31 / 10/2025

Annexure - VIII/A

UNDERTAKING

Diversion of 12.0225 Ha. forest land in favour of EHV Project Division M.S.E.T.C.L. Kalyan for construction of laying of 220 KV LILO M/C Transmission Line on 220 KV Padghe – Wada and Kolshet – Wada Transmission Line for 400 KV Kudus Sub-station passing through Thane in the State of Maharashtra.

Ref:-Regional office Nagpur vide letter no. F.No.FC-II/MH-201/2022-NGP/14610 Dated - 29.08.2025.

Condition No. 8

With reference to above, we the project authority, do hereby undertake and agrees to the State Government to realize 5 times the penal NPV over an extent of forest area reported to be under violation.

(Ajay Athavale)
Executive Engineer,
EHV Project division. MSETCL,
Kalyan.

Executive Engineer
M.S.E.T. Co. Ltd.
EHV Project Div. Kalyan

PLACE:- **Kalyan.**
DATE :- 31/10/2025

Annexure - VIII / B

AGENCY COPY

यूनियन बैंक Union Bank

NEFT / RTGS CHALLAN for CAMPA Funds

Date : 28-10-2025

Agency Name.	MAHATRANSCO
Application No.	6448241315
MoEF/SG File No.	FC-II/MH-201-2022-NGP
Location.	MAHARASHTRA
Address.	O/O THE EXECUTIVE ENGINEER, MSETCL. EHV CONSTRUCTION DIVISION, KALYANThane
Amount(in Rs)	36743499/-

Amount in Words : Three Crore Sixty-Seven Lakh Forty-Three Thousand Four Hundred and Ninety-Nine Rupees Only

NEFT/RTGS to be made as per following details;

Beneficiary Name:	MAHARASHTRA CAMPA
IFSC Code:	UBIN0996336
Pay to Account No.	150786448241315 Valid only for this challan amount.
Bank Name & Address:	Union Bank Of India FCS Centre,21/1, III Floor, Jelitta Towers, Mission Road, Bengaluru-560027

- This Challan is strictly to be used for making payment to CAMPA by NEFT/RTGS only

BANK COPY

यूनियन बैंक Union Bank

NEFT / RTGS CHALLAN for CAMPA Funds

Date : 28-10-2025

Agency Name.	MAHATRANSCO
Application No.	6448241315
MoEF/SG File No.	FC-II/MH-201-2022-NGP
Location.	MAHARASHTRA
Address:	O/O THE EXECUTIVE ENGINEER, MSETCL, EHV CONSTRUCTION DIVISION, KALYAN Thane
Amount(in Rs)	36743499/-

Amount in Words Three Crore Sixty-Seven Lakh Forty-Three Thousand Four Hundred and Ninety-Nine Rupees Only

NEFT/RTGS to be made as per following details;

Beneficiary Name.	MAHARASHTRA CAMPA
IFSC Code	UBIN0996336
Pay to Account No.	150786448241315 Valid only for this challan amount.
Bank Name & Address:	Union Bank Of India FCS Centre, 21/1, III Floor, Jelitta Towers, Mission Road, Bengaluru-560027

- This Challan is strictly to be used for making payment to CAMPA by NEFT/RTGS only

Note: After making the required payment through challan, if the payment status has not been updated even after 7 working days, then kindly mail a copy of your challan with transaction date and reference id to Email: fcsbln@unionbankofindia.bank , epurse@unionbankofindia.bank, ubin0903710@unionbankofindia.bank

Executive Engineer
M.S.E.T. Co. Ltd.
E.H.V. Projects Dn. Kalyan

Annexure - VIII / C

Account Statement from 29 Oct 2025 to 29 Oct 2025

Txn Date	Value Date	Description	Ref No./Cheque No.	Branch Code	Debit
29/10/2025	29/10/2025	TO DEBIT THROUGH CHEQUE-SBI 001219FOR MAHARASHTRA CAMPA-804057	/ 804057	399	1,00,00,000.00
29/10/2025	29/10/2025	TO DEBIT THROUGH CHEQUE-SBI 001219FOR MAHARASHTRA CAMPA-804058	/ 804058	399	1,00,00,000.00
29/10/2025	29/10/2025	TO DEBIT THROUGH CHEQUE-SBI 001219FOR MAHARASHTRA CAMPA-804059	/ 804059	399	1,00,00,000.00
29/10/2025	29/10/2025	TO DEBIT THROUGH CHEQUE-SBI 001219FOR MAHARASHTRA CAMPA-804060	/ 804060	399	67,43,546.20
29/10/2025	29/10/2025	CHQ TRANSFER-CHEQUE TRANSFER TO-804056	/ 804056	399	4,75,718.00
29/10/2025	29/10/2025	TO CLEARING-Chq 804048 Scss 3 BHOIR BALU DAMU 00002190O0-804048	/ 804048	5076	22,440.00
29/10/2025	29/10/2025	TO TRANSFER-INB NEFT UTR NO: SBIN525302217102-Vilas Padu Patil	NEFT INB: CNAEQDLZG1 TRANSFER TO 46981380443O2 / Vilas Padu Patil	99922	51,444.00
29/10/2025	29/10/2025	TO TRANSFER-INB NEFT UTR NO: SBIN525302215404-Dhananjay Maruti Kadam	NEFT INB: CNAEQDLXH5 TRANSFER TO 46981490443O9 / Dhananjay Maruti Kadam	99922	21,744.00
29/10/2025	29/10/2025	TO TRANSFER-INB TI Balance Sachin Palkar-	CT00WIRWE0 TRANSFER TO 61012081868 Mr. SACHIN SITARAM PA /	99922	366.00

UTR No. SBIN 525302291106

Executive Engineer
M.S.E.T. Co. Ltd.
E.H.V. Projects Dn Kalwa

Scanned with OK

Diversion of 12.0225 Ha Forest Land in favour of EHV Project Division, Kalyan for Construction and laying of 220 KV LILO M/C Transmission Line on 220 KV Padghe Wada & Kolshet Wada Tr.line for 400 KV Kudus Sub Station passing through Village Eksal, Chichavali, Kunde, & Dighashi Taluka Bhiwandi District Thane in the State of Maharashtra.

Condition No. 9

UNDERTAKING

We hereby agreed and undertake that, we will ensure to submit detailed report periodically and appraise the case status without fail. The Case Status is attached herewith as Annexure - IX/A.

Place : Thane
Date : 4/11/2025

(Sachin Repal)
Deputy Conservator of Forests
Thane Forest Division Thane

Annexure - IX - A

Case Status : Search by Case Number

This form needs JavaScript activated to work.

- Case Number
- FIR Number
- Party Name
- Advocate Name
- Case Code
- Act
- Case Type

All the fields marked with * are required

Please select radio button

Court Complex Court Establishment

Court Complex *

Select Court Complex

Case Type

--Select--

Case Number *

Type Case Number

Year *

Type year

Please Enter the Captcha *

Captcha

Refresh

Enter Captcha *

Search Reset

Civil court Junior Division , Bhiwandi

Serial Number	Case Type/Case Number/Case Year	Petitioner versus Respondent	View
1	S.C.C./11510/2025	State - Ganeshpuri Police Station Versus Tushar Warade	View

Back

Civil and Criminal Court, Bhiwandi

Case Details

Case Type	Filing Number	Filing Date	Registration Number	Registration Date	CNR Number
S.C.C. - Summons Summary Criminal Case	12347/2025	06-05-2025	11510/2025	06-05-2025	MHTH140208532025

Case Status

First Hearing Date	Next Hearing Date	Case Status	Stage of Case	Court Number and Judge
05 June 2025	10-November-2025	Pending	Awaiting Summons	11-2nd J.C.Civil Judge J.D. & M.F.C. Bhiwandi

Petitioner and Advocate

- 1 State - Ganeshpuri Police Station

Advocate - App

Respondent and Advocate

- 1) Sushil Wanule
- 2) Bharat Gangude
- 3) Appasaheb Devba Rupnakhe
- 4) Vijay Awate
- 5) Anil Sapkal

Acts

Under Act(s)	Under Sections
Indian Forest Act	30, 32, 33(b), 52,

Case History

Registration Number	Judge	Business On Date	Hearing Date	Purpose of hearing
115102025	3rd JI Civil Judge J.D. J.M.F.C. Bhiwandi	05-06-2025	30-07-2025	First Order
115102025	3rd JI Civil Judge J.D. J.M.F.C. Bhiwandi	29-07-2025	21-08-2025	Awaiting Summons
115102025	2nd JI Civil Judge J.D. J.M.F.C. Bhiwandi	21-08-2025	10-11-2025	Awaiting Summons

Case Transfer Details within Establishment

Registration Number	Transfer Date	From Court Number and Judge	To Court Number and Judge
115102025	19-08-2025	3 - 3rd JI Civil Judge J.D. J.M.F.C. Bhiwandi	11 - 2nd JI Civil Judge J.D. J.M.F.C. Bhiwandi

Brief

Annexure - IX-B

UNDERTAKING

Diversion of 12.0225 Ha. forest land in favour of EHV Project Division M.S.E.T.C.L. Kalyan for construction of laying of 220 KV LILO M/C Transmission Line on 220 KV Padghe – Wada and Kolshet – Wada Transmission Line for 400 KV Kudus Sub-station passing through Thane in the State of Maharashtra.

Ref:- Regional office Nagpur vide letter no. F.No.FC-II/MH-201/2022-NGP/14610 Dated - 29.08.2025.

Condition No. 9

With reference to above, we the project authority, do hereby agrees and undertake and agrees that, the State Government has reported that, the concerned DFO has already filled case under 3A 3B under VSSA, 1980 in the jurisdictional court. Hence, the State Government shall ensure to submit detailed report periodically to this office and apprise the case status without fail.

(Ajay Athavale)
Executive Engineer,
EHV Project division, MSETCL,
Kalyan.
Executive Engineer
M.S.E.T. Co. Ltd.
E.H.V. Projects Dn. Kalyan

PLACE:- Kalyan.
DATE :- 31/10/2025

(Dept. of Forest)
[illegible]
[illegible]@gmail.com
dycftalpe.mh@gov.in

महाराष्ट्र शासन
वनविभाग

उप वनसंरक्षक ठाणे वनविभाग ठाणे यांचे कार्यालय

संदर्भ पोलीस मुख्यालय बहादुर सावरकर मार्ग ठाणे ४००६०२

पत्र क्र. [illegible] दिनांक : [illegible] /07/2025

प्रति,

मुख्य व्यवस्थापक (डी)
महा

विषय : Diversion of 2.0225 Ha Forest Land in favour of EHV Project Division Kalyan for Construction and laying of 220 KV D/C MC Transmission Line on 220 KV Padghe Wadi & Kolshet Wadi Tr line for 400 KV Kudus Sub Station passing through Village Ekal, Chichavali, Kurole, & Dighashi Taluka Shivaji District Thane of Maharashtra.

संदर्भ :
१. मंत्रालय पत्र क्र. [illegible]
२. [illegible]
३. [illegible]
४. [illegible]
५. [illegible]

सदर संदर्भाधीन प्रकरणी Diversion of 2.0225 Ha Forest Land in favour of EHV Project Division Kalyan for Construction and laying of 220 KV D/C MC Transmission Line on 220 KV Padghe Wadi & Kolshet Wadi Tr line for 400 KV Kudus Sub Station passing through Village Ekal, Chichavali, Kurole, & Dighashi Taluka Shivaji District Thane या प्रस्तावाच्या अनुषंगाने [illegible] दिनांक [illegible] रोजी झालेल्या प्रत्यक्ष पाहणी दौऱ्यास उपस्थित राहण्याबाबत [illegible] यांना कळविण्यात आले होते. त्यानुसार [illegible] रोजी [illegible] यांनी प्रत्यक्ष पाहणी केली असता [illegible] यांनी सादर केलेल्या प्रस्तावानुसार [illegible] असल्याचे आढळून आले.

या कार्यालयास [illegible] यांचेकडील प्रस्तुत प्रकरणी प्रस्तावित वनक्षेत्र संबंधित [illegible] यांनी [illegible] यांचेकडे [illegible] यांचेकडील [illegible] रोजीच्या पत्रान्वये

प्रस्तुत प्रस्तावाबाबतचे पत्र क्र. [illegible] दि. 23.10.2025 अन्वये या पत्रात नमूद केले आहे. सदर प्रस्तावाबाबत सिंहेडी यांचे न्यायालयात दावा क्र. SSC 11510.2025 दाखल करण्यात आला आहे. सदर दाव्यात अनुषंगाने अभिलेख / दस्तऐवज सादर करण्यात आले नसल्याचे Parivesh 2.0 या ऑनलाईन प्रणाली द्वारे प्राप्त मुख्य वनसंरक्षक व क्षेत्रीय अधिकारी, [illegible] यांनी कळविले आहे. तसेच प्रस्तावित प्रकरणी अपिलकर्ता अभिलेख / दस्तऐवज आज्ञ मागणे सादर करण्यात आलेले आहे.

सदर प्रकरणी विभागीय संदर्भिय पत्र क्र. 3 अन्वये महाराष्ट्र राज्यातील [illegible] यांनी दिलेले आदेश व प्रकरणी [illegible] यांचे न्यायालयात दाखल करण्यात आलेला दावा क्र. SSC 11510.2025 अन्वये प्राप्त झालेल्या अनुषंगाने अभिलेख / दस्तऐवज तसेच आपले स्तरावर प्राप्त झालेले सादर करण्यात यावे.

संबंधित अभिलेख Parivesh 2.0 वर Upload करण्यात आले असून 2 CD's व सहाय्यक कागदपत्रे व [illegible] कार्यालय कार्यालय मोहाडी यांचेकडे सादर करण्यात येत आहे.

सहपत्र : अभिलेखानुसार

उप वनसंरक्षक
[illegible] वनविभाग, [illegible]

प्रतिलिपी : [illegible]

महाराष्ट्र शासन
वनविभाग

उप वनसंरक्षक ठाणे वनविभाग ठाणे यांचे कार्यालय

संदर्भ क्र. उवसं/ठाणे/वविअ/[illegible]/2025-26 दिनांक: [illegible]

विषय : [illegible]

संदर्भ : १. [illegible]

२. [illegible]

३. [illegible]

४. [illegible]

[illegible]

[illegible]

[illegible]

कळावे, लोभ असावा.

उप वनसंरक्षक
ठाणे वनविभाग, ठाणे

प्रति,

[illegible]

[Logo]
Telephone No. 25354213,
25454549
E-mail - dcfthane@gmail.com
dcfthane@mahaforest.gov.in

[Govt. Emblem]
Government of Maharashtra
Forest Department

Office of The Deputy Conservator of Forest, Thane Forest Division, Thane
Marathon Circle, Lal Bahadur Shastri Road, Manpada, Thane - 400602

Letter C. No. Nakesha-10/E Mojani/FCA/132/2025-26 Date - 09/04/2025

Subject : About filing complaint in the court of Hon'ble Judicial Magistrate First Class, Dhokmath

Reference : 1 Letter of Central Government bearing No. FC-II/MH-30/2022-[illegible]/127 V (Date 01/07/2024

2 Letter bearing No. Desk-17/5/PID 69243/Thane/1894, dated 06/02/2024 issued from the Senior Principal Chief Conservator of Forests and General Officer, Maharashtra, Nagpur

3 Letter bearing No. Nakesha-10/ TaSam/Pra.Ka.19 /22-23/1573 Dated 24/02/2023 issued by the Chief Conservator of Forests, Dn. Thane

An violation of forest laws has been caused in the proposal for Diversion of 12.0222 Ha of forest land in favor of 220 KV Power Distribution Network for construction and laying of 220 KV LILO 2 Ckt. Transmission Line on 220 KV Padghe (Vada & Nashik) Vada to New 400 KV Kudus Sub Station passing through Village Bisal, Chuncha Ale, Khandeshwar Nighashi, Taluka Bhiwandi, District Thane filed under the Forest (Conservation) Act seeking forest land. Copy of complaint is being attested and forwarded herewith.

In this regard the Forest Ranger, Padgha is being informed that the said complaint should be filed in the court of Hon'ble Judicial Magistrate First Class, Bhiwandi and a report regarding the same be submitted to the undersigned.

Enclosures - As above

Sd/-
(Ashok Regade)
Deputy Conservator of Forests
Thane Forest Division, Thane

To
Forest Ranger, Padgha

Sir, I received your [illegible] letter not legible.

Sd/-
[illegible] R. Pardhapur
11/02/2025

Translated by
Mr. Rajesh Sidram Dasa
A Panel Translator of Govt. of Maharashtra
Appointed as per Note at the Panel constituted by the Government of Maharashtra vide GR No. Mamlex-1011/ [illegible] Dated 24th [illegible] 2011
Category: Pan - Marathi to English

TRUE TRANSLATION

MR. RAJESH SIDRAM DASA
Row House No. 631, Paramount Gardens, Kalyan-Murbad Road, Dahivali, Kalyan, Thane - 421306
Mobile No. [illegible] Email: [illegible]@gmail.com

[illegible]

[illegible]

[illegible]

(अशोक सिन्हा)
सहायक कार्यक्रम निदेशक
(शिक्षा प्रभाग)

[Revenue Overseal Seal]

[Logo]

[Address No. 02522-222222 / 222222
E-mail-address@yahoo.com]

[Govt. Emblem]
Satyamev Jayate
Government of Maharashtra
Forest Department
Office of the Assistant Conservator of Forests, Bhiwandi (Headquarters - Thane)
Marathon Circle, Lal Bahadur Shastri Road, Mumbai, Thane - 400 601

Letter C. No. A /AVS/ Bhiwandi / 225 Year 2021 - 22 Date - 30th March 2022

To

Deputy Conservator of Forests, Thane

Subject: Diversion of 12.0125 Ha. Forest Land in favour of MSEB Project Division Kalyan for construction and laying of 220 KV (Up to 400 KV) Transmission Line on 220 KV Padgha Wada & Kalher Wada Tr. Line for 400 KV Kudus sub station passing through village Dhasai, Chandrola, Kamba & Dighashi Tal. Bhiwandi in the state of Maharashtra

References:

1. Letter of Deputy Conservator of Forests, Thane bearing No. Kalsha-22/ Molsan/FCA/3259, Dt. 21/01/2019
2. Letter of the Forest Ranger, Padgha bearing No. Forest-98, Dt. 04/03/2015
3. Letter of this office bearing No. A/Upa/Pada, Dated 484 Dt. 10/03/2015
4. Letter of Forest Ranger Padgha bearing No. Jamin/699 Dt. 03/03/2015
5. Letter of Executive Engineer, MSETCL, A.V.D., Project Division, Kalyan bearing No. AE/Da/Pra Ma./Kalyan/Tantrik-03125 Dt. 22/03/2019
6. Letter of Executive Engineer, MSETCL, A.V.D., Project Division, Kalyan bearing No. AE/Da/Pra Ma./Kalyan/Tantrik-01392 Dt. 22/03/2021
7. Letter of Forest Range Surveyor, Thane Forest Division, Thane bearing No. 97 Dt. 24/03/2021
8. Sale of the case presented by the project system under the Forest Conservation Act 1980

With reference to the above-mentioned subject the case filed in court by the Forester Dighashi has been transferred to the undersigned vide a letter referred at Sr. No. 1 instructed hereinabove and authorized for further court proceedings.

The Forester, Dighashi has filed a case in court. It is numbered as R.C.C. No. 7012/2021 and the next date for hearing scheduled on 14/07/2022.

It has been directed that the charge sheet and other documents filed by the Forester Dighashi in the court be studied and take action as per the provisions of the Forest Conservation and Preservation Act, 1980 and submit a report thereof immediately. Vide Reference No. 4 the Forester, Dighashi has filed the case in court on behalf of Forest Range Officer, Padgha. The

Translated by
Mr. Rajesh Sidram Dasa
(A Panel Translator of Govt. of Maharashtra
Appointed at Sr. No. 1 of the Panel recommended by the
Government of Maharashtra vide GR dtd. 17/03/2021
Letter No. Nya.Sha/Bhashi/2021/Pra.Kra.29/Bhashi-4, dtd. 17th March 2021
Language Pair - Marathi to English)

TRUE TRANSLATION

MR. RAJESH SIDRAM DASA
Flat No. 501, Paramount Gardens, Balaji Mandir Lane,
Road, Ghatkopar (West), Pune - 411048
Mobile No. [redacted]

documents sought vide Reference No. 3 are submitted by The Executive Engineer vide Reference No. 3. As per the above referred documents and your verbal instructions a draft complaint has been prepared and the same is being humbly submitted herewith for further action.

Enclosed - Draft complaint and documents

Sd/-

(Amol Chirame)
Asst. Conservator of Forest Bhiwandi
(Headquarter - Thane)

Translated by
Mr. Rajesh Sidram Dasa
A Panel Translator of Govt. of Maharashtra
appointed at Sr. No. [illegible] Panel constituted by the
Government of Maharashtra vide GR No. [illegible]
[illegible] Published in Part [illegible] Page [illegible]
Language Pair - [illegible] to English.

TRUE TRANSLATION

MR. RAJESH SIDRAM DASA
Flat - Bal No. 401, Parasmani Gardens, Balaji Nagar,
Road, Gokulnagar, Parvati, Pune - 411043
Mobile No. [illegible] Email: rajeshdasa@yahoo.com

तक्रारपत्र

मा. प्रथम वर्ग न्यायदंडाधिकारी भिवंडी यांचे न्यायालयात ता. भिवंडी

फौ.प्र.सं.

दिनांक :

पुढे चालवण्यासाठी दाखल करण्यात यावे

विरुद्ध

अ क	आरोपीचे नाव	पदनाम
1	श्री. मुकुंद दळवी	कार्यकारिणी अधिकारी असोसिएशन, यांचे पद व्यक्त करण्यासाठी वापरण्यात आले.
2	श्री. भरत पाटील	कार्यकारिणी सदस्य व सचिव असोसिएशन यांचे पद व्यक्त करण्यासाठी वापरण्यात आले.
3	श्री. अभयसिंह देसाई	कार्यकारिणी सदस्य असोसिएशन, यांचे पद व्यक्त करण्यासाठी वापरण्यात आले.
4	श्री. विजय आचार्य	कार्यकारिणी सदस्य असोसिएशन, यांचे पद व्यक्त करण्यासाठी वापरण्यात आले.
5	श्री. सतिश नायकवाडे	मुख्यव्यवस्थापक, ए. बी. कॉर्पोरेशन लिमिटेड, यांचे पद व्यक्त करण्यासाठी वापरण्यात आले. पत्ता: प्लॉट क्र. 303, सिल्वर झोन, एम.आय.डी.सी. रोड, औद्योगिक वसाहत, पुणे

अपराधाचे कलम :-

भारतीय दंड संहिता, 1927 चे कलम 30, 32, 33 (b, c), व कंपनी अधिनियम, 1985 चे कलम 2, 3A, 33

आरोपाचे विवरण –

सदर तक्रारीतील आरोपी यांनी कट रचल्याचे तसेच भा. द. सं. 34 सह वाचता कलम 37 व सोबत दिलेल्या यादीतील कलम क्र. 2 ते 5 यांनी संगनमत करून कलम 35

फौजदारी प्रक्रिया संहिता चे कलम 190 (1), 200 नुसार फिर्याद/

भारतीय नागरिक सुरक्षा संहिता 2023 चे कलम 210 व 223 नुसार फिर्याद

फिर्यादीची फिर्याद येणेप्रमाणे :

1. अर्जदार/तक्रारदार हे 1555 B नुसार मौजे तिरवाडी ता.जि.सांगली येथील रहिवासी असून सदर मिळकतीचे वहिवाटदार व खातेदार आहेत. सदर मिळकत महसूल अधिनियम 1927 च्या तरतुदी लागू होतात.

2. दिनांक 23/02/2021 रोजी जाब नोंदविणारे अधिकारी पदनाम यांनी फिर्यादीकडे अर्जदार यांना सोबत घेऊन मौजे तिरवाडी ता.जि.सांगली येथील गट नं. क्र. 211 मधील मालकी क्र. 18 व मौजे कुंडल येथील गट नं. क्र. 58 क्षेत्रामध्ये मालकी क्र. 97 चे खाण व्यवसायाची तांत्रिकदृष्टी तपासणी व मोजणी करण्याचे निर्देश-पत्र असल्याचे सांगितले. सदर अधिकारी/कर्मचारी यांना वेळोवेळी उपलब्ध करून देणे व सोबत राहणे बाबत कळविले होते. त्यानुसार फिर्यादी व इतर पंचांसह सदर ठिकाणी गेलो असता, तांत्रिक कार्यालय सांगली (मोजणी) अंतर्गत येत असलेल्या विभागाचे भूमापक , तांत्रिक कार्यालय सांगली यांचेकडील ०१ भूमापक, अतिरिक्त जमाबंदी अधिकारी सांगली हे अधिकारी उपस्थित होते. त्यानुसार सदर पंचनामा करून पंचांच्या सह्या घेतल्या आहेत.

3. दिनांक 04/03/2021 रोजी जाब नोंदविणारे अधिकारी यांनी फिर्यादीस व साक्षीदार आणि कार्यालयीन अधिकारी यांना बोलावून घेतले. फिर्यादीस व साक्षीदार यांनी सदर मिळकतीचे सातबारा, ७/१२ उतारा व इतर काही रिपोर्ट पाहून अभ्यास केला. त्यांनी नाही असे सांगितले. मोजणीचा नकाशा तयार करणेची व मोजणीसाठी होणारा खर्च अर्जदार यांनी भरणा केलेला आहे, असे सांगितले होते.

4. दिनांक 15/03/2021 रोजी वन परिमंडळ अधिकारी विधाशी व वन कर्मचारी/मजूर यांनी कक्ष अजयगड, गोंड कुंपे वन क्षेत्र मौजे सांडशिंगी वनसर्व्हे नं. क्र. 54 मध्ये लिलो 220kV पडघा ते डहाणू विद्युत वाहिनी मनोरा क्र. 37 चे वनविभागाच्या जागेत अतिक्रमण करून एक ते दोन फुटाचे खोदकाम केले असल्याने भारतीय वन अधिनियम 1927 चे कलम 52, 33 व वन संवर्धन अधिनियम 1980 चे कलम 2 या बाबतीत श्री निखिल द. जाधव अति. का. अ. (एस) ठाणे यांचे आ. दे. दा. प्रकल्प (महाप्रेषण) यांच्याकडून वन परिमंडळ अधिकारी विधाशी यांनी वन अपराधाचे पंचनामे प्रतिवृत्त नोंदविले तसेच परिमंडळ अपराध क्र. 30/ई/2020-21 असा

5. दिनांक 19/03/2021 रोजी वन परिमंडळ अधिकारी विधाशी व वन कर्मचारी/मजूरांसह फिरते दरम्यान वनक्षेत्र मौजे साडशिंगी/विधाशी गावचा वनसंरक्षित वन स क्र 213 मध्ये लिलो 220 kV पडघा ते डहाणू विद्युत वाहिनी मनोरा क्र. 38 चे वनविभागाच्या जागेत अतिक्रमण केले. याबाबतीतच्या खोदकाम केलेल्या खड्ड्याचे अपराधाचे भारतीय वन अधिनियम 1927 चे कलम 52, 33 व वन संवर्धन अधिनियम 1980 चे कलम 2 या बाबतीतच्या श्री निखिल द. जाधव, अति. का. अ (एस) ठाणे यांचे आ. दे. दा. प्रकल्प (महाप्रेषण) यांच्याकडून वन परिमंडळ अधिकारी विधाशी यांनी वन अपराधाचे पंचनामे प्रतिवृत्त नोंदविले असून वनपरिमंडळ अपराध क्र 31/ई/2020-21 असा.

6. दिनांक 31/3/2021 रोजी वन परिमंडळ अधिकारी नांदी श्री मिलिंद म काशव, अति कार्यकारी अभियंता, ठाणेगाव, रा. म वि. कल्याण यांच्या उपस्थितीत अतिक्रमण धारक 2(दोन) यांनी गट नं 37 व 38 चे क्षेत्रावरील पंचनामा नोंदविला होता.

7. वरील कृत्य मालकच्या संरक्षित वन क्षे. क्र. 54 मध्ये लिंक 220kV पडघा बांद्रा विद्युत वाहिनी मनोली गट नं. 37 चे बांधकाम (foundation casting) दिनांक 21/06/2018 रोजी रात्र करून दिनांक 11/05/2018 रोजी पूर्ण झाले होते व दिनांक 05/11/2019 रोजी मनोरा उभारण्याचे (tower erection) काम पूर्ण झाले होते.

8. वरील सदर विद्युत वाहिनी मालकच्या संरक्षित वन क्षे. क्र. 211 मध्ये लिंक 220 kV पडघा बांद्रा विद्युत वाहिनी मनोरा क्रमांक 38 चे बांधकाम (foundation casting) दिनांक 04/11/2018 रोजी पूर्ण करून दिनांक 17/04/2018 रोजी पूर्ण झाले होते व दिनांक 30/01/2020 रोजी मनोरा उभारण्याचे (tower erection) काम पूर्ण झाले होते.

9. लिंक 220kV पडघा- बांद्रा विद्युत वाहिनी मनोरा क्रमांक 37 व 38 चे बांधकाम हे. मे. बोंगाळे पावर प्रोजेक्ट्स लि. 304, तिसरा मजला, पॉवे अव्हेन्यू, हिरानंदानी हेरिटेज सोसायटी मार्ग, हिरानंदानी, पवई या कंपनीकडे उपकंत्राट दिलेले होते. परंतु लिखित करारनामा हा तो वरील मे. एन्कलोन पावर ऑपरेशन्स, एन्कलोन पावर ऑपरेशन्स, ITPL ROAD MSEB LOT 1, व्हाईट पुरी, मुंबई च श्री राजेश चौधरी, संचालक, मे. बोंगाळे पावर प्रोजेक्ट्स लि. 304, तिसरा मजला, पॉवे अव्हेन्यू, हिरानंदानी हेरिटेज सोसायटी मार्ग, हिरानंदानी, पवई यांच्या दरम्यान झाला होता.

10. मनोरा क्र. 37 व 38 चे बांधकाम करणेकामी प्रकल्प क्षेत्र कोहारे वन संरक्षण अधिनियम 1980 अंतर्गत वनविभागाची परवानगी घेणेबाबत. मनोरा क्र. 37 व 38 चे बांधकाम मौजा- जवाहरनगर अधिकारी, श्री. सुधीर बाबळे, तत्कालीन अति. कार्यकारी अभियंता, श्री. रमेश दामू पवार, तत्कालीन अधिक्षक अभियंता, भंडारा (13/06/2017 ते 11/07/2018) श्री. गजानन डोंगरे, तत्कालीन अतिरिक्त कार्यकारी अभियंता, उपविभाग तुमसर (28/07/2018 ते 24/02/2021), श्री. आशिष देवका राहुलकर, तत्कालीन कनिष्ठ अभियंता, विभाग कोहळी, ता. भंडारा (27/01/2018 ते 02/05/2018), श्री. डी. एन. बोरकर, तत्कालीन कार्यकारी अभियंता, मौजा- उच्च दाब प्रकल्प, विभाग कोहळी, कालावधी (28/05/2018 ते 24/02/2021), श्री. निलेश ए. जांभुळकर, प्रभारी कार्यकारी अभियंता, व्यवस्थापक, सा. मा. वि. कार्यालय तसेच श्री. प्रविण रामचंद्र घाटे, तत्कालीन मुख्य अभियंता, (DC & MM) MSETCL चंद्रपूर, यांचेवर ठपका ठेवणेत आला.

11. मनोरा क्र. 37 व 38 चे पायाकामाचे व उभारणीचे काम हे श्री. अनिल सपकाळ, कुरखेडा, यांचे मेसर्स पावर कार्पोरेशन लि. नवीन दिल्ली या कंत्राटदार कंपनीचे श्री. मनोज चौधरी, मॅनेजर, यांनी कार्यकारी अभियंता, व्यवस्थापक, सा. मा. वि. कार्यालय तसेच श्री. प्रविण रामचंद्र घाटे, तत्कालीन मुख्य अभियंता, (DC & MM) MSETCL चंद्रपूर, यांचेवर ठपका ठेवणेत आला.

12. सदर संबंधित अधिकाऱ्यांना (DC & MM) MSETCL चंद्रपूर यांनी दिनांक 27/08/2021 रोजी दोषारोपपत्र देवून, त्यांचे स्पष्टीकरण मागविले होते. त्यानुसार सदर अधिकाऱ्यांनी त्यांचे स्पष्टीकरण सादर केले होते.

13. मिलनी 220kV GSS मधून निघणाऱ्या दोन्ही वाहिन्यांचे मनोरा क्र. 37 व 38 चे पायाकाम व उभारणीचे काम कंत्राटदार मे. पावर कार्पोरेशन लि. नवीन दिल्ली यांचेकडून करण्यात आले होते.

या न्यायालयासमोर [illegible] यांच्या न्यायालयात ता. [illegible]

[illegible] [illegible] [illegible] 39/S/2020-21 च 40/S/2020-21 यामधील खालीलप्रमाणे साक्षी

अ.क्र.	साक्षीदाराचे नाव	पान	साक्षीदाराची सही	साक्षीदाराचे नाव
[illegible]	[illegible]	[illegible]	[illegible]	[illegible]
[illegible]	[illegible]	[illegible]	[illegible]	[illegible]
[illegible]	[illegible]	[illegible]	[illegible]	[illegible]
[illegible]	[illegible]	[illegible]	[illegible]	[illegible]
[illegible]	[illegible]	[illegible]	[illegible]	[illegible]

[illegible]
[illegible]

मा. प्रथम वर्ग न्यायदंडाधिकारी भिवंडी यांचे न्यायालयात ता भिवंडी परिमंडळ दिघाशी गुन्हा क्र 29/ई/2020-21 व 30/ई/2020-21 मधील फेरिस्ता

(कागदपत्रांची यादी)

अ क्र	तपशील	पान क्र
1	प्रकल्प बांधणी व कंत्राटदार यांच्यामधील करारनामा	1 ते 5
2	निविदा	6 ते 265
3	मौजे दिघाशी गावातील स. क्र. 211 या क्षेत्राचे भारतीय वन अधिनियम 1878 अंतर्गत संरक्षित क्षेत्र घोषित केलेची अधिसूचना	266 ते 274
4	मौजे कुंदे गावातील स. क्र. 54 या क्षेत्राचे भारतीय वन अधिनियम 1878 अंतर्गत संरक्षित क्षेत्र घोषित केलेची अधिसूचना	266 ते 274
5	वन अपराध पहिले प्रतिवृत्त - परिमंडळ दिघाशी गुन्हा क्र 29/ई/2020-21 ची प्रत	275
6	वन अपराध पहिले प्रतिवृत्त - परिमंडळ दिघाशी गुन्हा क्र 30/ई/2020-21 ची प्रत	276
7	परिमंडळ अधिकारी दिघाशी यांनी दिनांक 31/03/2021 रोजी मनोरा क्र 37 चे अतिक्रमण बाबत नोंदविलेला घटनास्थळ पंचनामा	277 ते 279
8	परिमंडळ अधिकारी दिघाशी यांनी दिनांक 31/03/2021 रोजी मनोरा क्र 38 चे अतिक्रमण बाबत नोंदविलेला घटनास्थळ पंचनामा	280 ते 282
9	श्री मिलिंद द जाधव, अति कार्यकारी अभियंता, कार्यालय, स. व नि. कल्याण यांचा वन परिक्षेत्र अधिकारी पडघा यांनी नोंदविलेला जबाब दिनांक 04/03/2021	283

10	कार्यकारी अभियंता, (नोडल) इएचव्ही प्रोजेक्टस, डिव्हीजन कल्याण, यांचे वन परिक्षेत्र अधिकारी यांना दिलेले पत्र दिनांक 24/02/2021	285
11	वन परिक्षेत्र अधिकारी पडघा यांनी कार्यकारी अभियंता 220 केव्ही अति उच्च दाब विभाग कल्याण यांना बाधकाम ज्या अधिकारी व कर्मचारी यांच्या कालावधीत करणेत आले आहे त्यांना जमाबंदीच्या करिता उपस्थित राहणे कामी सुचीत करणे करिता दिलेले पत्र दि 23/02/2021	286
12	मौजे कुंदे गावातील स. क्र. 54 या क्षेत्रात मनोरा क्र 37 चे क्षेत्र दर्शविलेले ठिकाण असलेला नकाशा	287
13	मौजे दिघाशी गावातील स. क्र. 211 या क्षेत्रात मनोरा क्र 38 चे क्षेत्र दर्शविलेले ठिकाण असलेला नकाशा	288
14	सहाय्यक वनसंरक्षक भिवंडी यांनी कार्यकारी अभियंता, अति उच्च दाब प्रकल्प, विभाग कल्याण यांना गुन्हेप्रकरणी कागदपत्र सादर करणे बाबत दिलेले पत्र दिनांक 10/03/2025	290
15	कार्यकारी अभियंता, अति उच्च दाब प्रकल्प, विभाग कल्याण यांनी सहाय्यक वनसंरक्षक भिवंडी यांना सादर केलेले पत्र दिनांक 26/03/2025	291
16	वन संरक्षण अधिनियम 1980 अंतर्गत कार्यकारी अभियंता, अति उच्च दाब प्रकल्प, विभाग कल्याण सादर केलेल्या प्रस्तावमधील वनभाग अहवाल	292 ते 298
17	कार्यकारी अभियंता, अति उच्च दाब प्रकल्प, विभाग कल्याण यांनी सहाय्यक वनसंरक्षक भिवंडी यांना सादर केलेले पत्र दिनांक 25/03/2025	299 ते 300
18	सहाय्यक वनसंरक्षक भिवंडी यांनी कार्यकारी अभियंता, अति उच्च दाब प्रकल्प, विभाग कल्याण यांना फाजवे जिविदर, तांत्रिक प्रशासकीय मंजुरी बाबत कागदपत्र सादर करण्याबाबत पत्र	301 ते 304

19	Letter of award for supply of material	305 ते 307
20	Letter of award for erection and civil portion	308 ते 309
21	साहित्य पुरवठा बाबतचे खरेदी आदेश (Purchas order copy for supply of material)	310 ते 314
22	उभारणी व बांधकाम खरेदीचे आदेश (Purchase order copy for erection and civil portion)	315 ते 325
23	अति. कार्यकारी अधिकारी जि.प.सो.वि.यंत्रणा यांचेकडील दि.01/02/2018 रोजीचे निविदाधारक कंत्राटदार यांना पंच झालेबाबत आवश्यक पत्र	326
24	मनोरा क्र 37 व 38 चे पायाभारणी मोजमापाचे संयुक्त मोजणी पत्रक दिनांक 11/05/2018	327 ते 329
25	मनोरा क्र 37 व 38 चे मनोरा उभारणीचे गतिमान परिमाण बाबत	330
26	तात्पुरतीचा प्रकल्प बाबत वन मनोरंजन (1980) अन्वये परवानगी आवश्यक अर्ज बाबत	331 ते 344

उप कार्यकारी अभियंता
जि.प.सो.वि.यं. जळगाव

Complaint Letter

In the Court of Hon'ble Judicial Magistrate First Class, Bhiwandi, Bhiwandi Taluka.

Case No

Date

Deputy Conservator of Forests, Forest Department, Thane

Versus

Sr. No.	Name of Accused	Designation
1	Mr. Tushar Varule	Then Additional Executive Engineer, Extra High Voltage Project Sub Division Kalyan
2	Mr. Bharat Chougule	Then Additional Executive Engineer, Special Team Sub-Division Kalyan
3.	Mr. Appasaheb Devba Bugtakke	Then Executive Engineer, Extra High Voltage Project, Division Kalyan
4	Mr. Vijay Ahirrao	Then Executive Engineer, Extra High Voltage Project, Division Kalyan
5	Mr. Anil Bapalal	Supervisor, M/s. SNC Power of Project Ltd., 305, Third Floor, Mantri Alpine Behind Crystal Honda Showroom, Savdhan, Pune

Sections of offence:

Sections 30, 32, 33(b), (c) of the Indian Forest Act 1927 and Sections 2, 3A, 3B of the Forest Conservation Act 1980

Place of offence:

Tower No. 57 on S. No. 54 Reserve Forest of village Mouje Kunde northern Dighashi Circle and Tower No. 35, on S. No. 210 Reserve Forest of village Mouje Dighashi

Translated by
Mr. Rajesh Sidram Dasa
A Panel Translator of Govt. of Maharashtra
Appointed vide No. [illegible] of the Hon'ble Commissioner of Translation, Maharashtra State & GR of the Education Dept. Vide No. [illegible]
Language Pair : Marathi to English

TRUE TRANSLATION

MR. RAJESH SIDRAM DASA
Flat No. 501, Parasuram Gardens, Balaji Residency, Near Gokuldham, Nashik, Pune - 411046
Mobile No. [illegible] Email: [illegible]

Complaint under Section 190 (1) and 200 of the Criminal Procedure Code / Complaint under Sections 210 and 223 of the Bharatiya Nagarik Suraksha Sanhita, 2023

As the compiant of the Complainant is as under

1) As per the Notification No. 1535 B.S. No. 211 at Mouje Dighashi and S. No. 54 at Mouje Kunde are declared as Reserved Forest and provisions of the Indian Forest Act 1927 are applicable to these.

2) On 23/02/2021, the Forest Range Officer, Padgha informed the Executive Engineer that, as it came to know that the construction of Tower No. 58 in Reserved Forest at S. No. 211 in Mouje Dighashi and Tower No. 57 in Reserved Forest at S. No. 54 in Mouje Kunde was carried out without obtaining any permission from the Forest Department, the officials / employees, in whose period it was effected, were called upon to remain present at Forest Range Office, Padgha for inquiry. Accordingly the Executive Engineer (Nodal), Extra High Voltage Project, Salvan Division, informed the Forest Range Officer, Padgha, that Mr. Tushar Varule, additional Executive Engineer and Mr. Milind D. Jadhav, additional Executive Engineer will remain present for the inquiry.

3) On 04/03/2021 the Forest Range Officer, Padgha has recorded the statement of Mr. Milind D. Jadhav, Additional Executive Engineer. Mr. Milind D. Jadhav stated in his statement that, based on 7/12 extract and site inspection, they inadvertently considered that it was not a forest land and finalized the location of the tower. He further stated that they don't have any deliberate intention to construct towers in the forest area.

Translated by
Mr. Rajesh Sitaram Dasa
A Panel Translator of Govt. of Maharashtra
appointed u/s 5(1) of the Translators and Interpreters
Examinations Commission Rules and G.R. dated
and Resolution dated [illegible]
Language Pair : Marathi to English

TRUE TRANSLATION

MR. RAJESH SITARAM DASA
Flat No. 501, Priyadarshini Co-op. Hsg. Society, Balaji Mandir,
Road, Dahisar (East), Mumbai, Pune - 411045
Mobile No. [illegible] Email : [illegible]

4) On 13/03/2021, while having joint inspection conducted by the Digharhi Forest Division Officer and Forest staff, it was observed that Tower No. 37 of the LILO 220kV Padgha-Wada Transmission Line had been constructed in S. No. 34, Reserved Forest in Mouje Kunde village by constructing foundation and erect tower by encroaching forest land and therefore the Forest Circle Officer Digharhi lodged a forest offence report under Sections 32 and 33 of the Indian Forest Act 1927 and under Section 2 of the Forest Conservation Act 1980 against Mr. Milind D. Jadhav, Additional Executive Engineer (Civil) and M/s. E. H. V. Project (Transmission/Mahapareshan). It's Circle Offense number was 38/F.1/2020 - 21.

5) On 13/03/2021, while having joint inspection conducted by the Digharhi Forest Division Officer and Forest Staff it was observed that Tower No. 38 of the LILO 220kV Padgha-Wada Transmission Line had been constructed in S. No. 34, Reserved Forest in Mouje Madoshi/Digharhi village by constructing foundation and erect tower by encroaching forest land and therefore, the Forest Circle Officer Digharhi lodged a forest offense report under Sections 32 and 33 of the Indian Forest Act 1927 and under Section 2 of the Forest Conservation Act 1980 against Mr. Milind D. Jadhav, Additional Executive Engineer (Civil) and M/s. E. H. V. Project (Transmission/Mahapareshan). It's Circle Offense number was 39/F.1/2020 - 21.

Translated by
Mr. Rajesh Sidram Dana
A Panel Translator of Govt. of Maharashtra
Appointed as per Order of the Panel Committee of the Secretariat of Maharashtra vide GR Dtd. December-2019 Tex Work 27 Months Dated 27/12/2019 Valid Upto 31/12/2021
Language Pair - Marathi To English

TRUE TRANSLATION

MR. RAJESH SIDRAM DANA
Flat No. 501, Paramount Garden, Kalyan-Bandhavli Road, Dombivli(E), Dist. Thane - 421204
Mobile No. 9702014671, Email ID: rajeshdana1@gmail.com

6) On 31/05/2021, the Divisional Forest Officer recorded the Spot Panchnama at Tower Nos. 37 and 38, which were erected by causing encroachment in presence of Mr. Milind D. Jadhav, Additional Executive Engineer- Civil, S & T, Kalyan.

7) The foundation casting of Tower No. 37 on the LILO 220kV Padgha-Wada transmission line in Reserved Forest A. No. 14, Mouje Kunde Village started on 27/4/2018 and completed on 11/05/2018. The tower erection work was completed on 3/11/2019.

8) The foundation casting for Tower No. 38 of the LILO 220kV Padgha-Wada transmission line in Reserved Forest A. No. 211, Mouje Dighashi village started on 5/04/2018 and completed on 27/04/2018. The tower erection work was completed on 20/01/2020.

9) The construction of Tower Nos. 37 and 38 of the LILO 220kV Padgha-Wada transmission line was carried out by M/s. BNC Power Projects Ltd., 303, 3rd Floor Nilay Alpine, behind Chrysal Honda Showroom, Bavdhan, Pune in accordance with the Tender. The Tender agreement was executed by Mr. Rajendra Gaikwad, then Chief Engineer - DC & MS-ETCL, Bandra East, Mumbai, and Mr. Rajesh Chaudhari, Director M/s. BNC Power Projects Ltd., 303, 3rd Floor, Nilay Alpine, behind Chrysal Honda Showroom, Bavdhan, Pune.

Translated by
Mr. Rajesh Sidram Dasa
A Panel Translator of Govt. of Maharashtra
Appointed u/s 5(1) of the Translators and Interpreters
Recognition of Qualifications Rules, 2011, Mumbai
vide Notification No. TIC/Translator Panel/2011/Mumbai/1011
Language Pair - Marathi to English

TRUE TRANSLATION

MR. RAJESH SIDRAM DASA
Flat No. 501, Parmeshwar Gulmohar, Balaji Nandbaug
Wadgaon Sheri, Pune - 411014
Mobile No. (91)9960[illegible] Email: rajeshdasa01@gmail.com

10) Before causing constructing of Tower Nos. 37 and 38, the project authorities did not obtain permission of Forest Department under the Forest Conservation Act, 1980. The officials responsible for the construction of Tower Nos. 37 and 38 were Mr. Tushar Warule, Then Additional Executive Engineer, Extra High Voltage Project sub-Division, Kalyan (Duration 15/06/2017 to 31/07/2018), Mr. Bharat Chougule, Then Additional Executive Engineer, Special Team, Kalyan Sub-Division (28/02/2018 to 24/02/2021), Mr. Appasaheb Devba Rupatlake, Then Executive Engineer, Extra High Voltage Project Division, Kalyan (27/04/2018 to 02/05/2019), Mr. Vijay Jadhav, Then Executive Engineer, Extra High Voltage Project Division, Kalyan (26/09/2018 to 24/02/2021), Mr. Milind D. Jadhav, Additional Executive Engineer, Circle 561, Kalyan and Mr. Rajendra Gaikwad, Then Chief Engineer (DC & NI) MSETCL, Bandra East, Mumbai.

11) The foundation and erection work of Tower Nos. 37 and 38 was carried out under the supervision of Mr. Amol Bapkar, Supervisor, M/s. BNC Power Projects Ltd., and Mr. Rajesh Chaudhary, Director, M/s. BNC Power Projects Ltd. Are responsible as per the Agreement.

12) The proposal was submitted by the project authorities under the Forest Conservation Act, 1980, however, the towers were erected in the forest area without obtaining the permission.

13) A forest offence has taken place because the responsible officials failed to take necessary precautions before commencing work in the forest area while constructing the LILO 220kV Padghe-Wada transmission line and towers.

Translated by
Mr. Rajesh Sidram Dasa
A Panel Translator of Court of Maharashtra
Appointed vide No. [illegible] dated [illegible]
Certificate of Proficiency in [illegible]
Language Pair – Marathi to English

TRUE TRANSLATION

MR. RAJESH SIDRAM DASA
Flat No. 03, Parasmani Sankul, Bansi Mandawa
Road, Gokulnagar, Nalasopara (E) – 401209
Mobile No. – [illegible] Email – [illegible]

In short

By carrying construction of the foundation and erecting Tower Nos. 37 and 38 in the protected forest area of villages viz. Kunde and Dighashi without obtaining permission under the Forest Conservation Act, 1980 and without taking necessary precautions, the accused Nos. 1 to 3 have violated provisions under Sections 30, 31, 33 (b), and (c) of the Indian Forest Act, 1927 and Sections 2, 3A, and 3B of the Forest Conservation Act, 1980.

Prayer : Humbly prayed to this Hon'ble Court that,

1 Accused Nos. 1 to 3 have violated Sections 30, 32, 33(b) and (c) of the Indian Forest Act, 1927 and section 2 of the Forest Conservation Act, 1980. Accordingly, accused Nos. 1 to 3 shall be liable for punishment under section 33 of the Indian Forest Act, 1927, which prescribes imprisonment for a term which may extend to one year or with fine which may extend to five thousand rupees or with both, and under Sections 3A and 3B of the Forest Conservation Act, 1980, which prescribes punishment with imprisonment for a term which may extend to fifteen days.

2. It is requested that, accused Nos. 1 to 3 be awarded with maximum punishment under the Indian Forest Act, 1927 and the Forest Conservation Act, 1980.

Place : Thane
Date : /04/2015

Sd/-

(Sachin Repal)
Deputy Conservator of Forests
Thane Forest Department, Thane

Translated by
Mr. Rajesh Sidram Dasa
A Panel Translator of Court of Maharashtra
registered with Hon'ble Bombay High Court
Office No. 301, Parasmani Garden, Katrap-Kondhwa
Road, Dattanagar, Katraj, Pune - 411046
Mobile No. 9890184252, Email: rajesh@dasa.co.in

TRUE TRANSLATION

MR. RAJESH SIDRAM DASA

List of Witnesses in Crime No. 29/E/2020-21 and 30/E/2020-21, Bighashi Division, Bhiwandi Taluka in the Hon'ble Judicial Magistrate First Class, Bhiwandi Court.

Sr. No.	Name	Age	Occupation	Address
1	Mr. Arjun Shankar Sapkal	34	Agriculture	R/at. Madoshi Tal Bhiwandi, Dist. Thane.
2	Mr. Arjun Manik Gothas	40	Agriculture	R/at Madoshi Tal Bhiwandi Dist Thane.
3	Mr. Sanjay Sairam Dhanwate	47	Service, Bhen Forest Range Officer Padgha.	R/at. Wadavali. Tal Shahapur, Dist Thane
4	Mr. Ashok Narayan Ranaskar	51	Service Thane Forest Circle Officer Bighashi	R/at Vape. Tal Bhiwandi Dist Thane
5	Mr. Sharad Mahadu Mhada	41	Service Thane Forester Kondali	R/at Dadapur Dist Thane
6	Mr. Vilas Hanumant Sapkal	54	Service Thane Forester Bighashi	R/at Fanvel, Dist Raigad

Sd/
Deputy Conservator of Forest
Thane Forest Department, Thane

Translated by
Mr. Rajesh Sidram Dasa
A Panel Translator of Court of Maharashtra
Appointed vide Notification Dated ... of the Government of Maharashtra vide ... dtd ... Marathi to English.

TRUE TRANSLATION

MR. RAJESH SIDRAM DASA
Flat No. 301, Prasanna Gardens, Balaji Mandhwa
Near Pokharan, Kalwa, Thane - 400605
Mobile No. ... Email-rajeshdasa...@gmail.com

List of documents in the case of Crime No. 29/E/2020-21 and 30/E/2020-21, Dighashi Division, Bhiwandi, before the Court of the Judicial Magistrate First Class, Bhiwandi.

Sr. No.	Details	Page no.
1	Agreement between the Project organization and the Contractor	1 to 5
2	Tender	6 to 167
3	Notification under the Indian Forest Act, 1927, declaring Survey No. 211 in Dighashi village as a Reserved Forest area	266 to 270
4	Notification under the Indian Forest Act 1927, declaring Survey No. 44 in Kunde village as a Reserved Forest area	271 to 274
5	Copy of Forest Offence Crime No. 29/E/2020-21 Dighashi Division	275
6	Copy of Forest Offence Crime No. 30/E/2020-21, Dighashi Division	276
7	Spot Panchnama prepared by the Divisional Officer, Dighashi on 31/03/2021 about encroachment caused at Tower No. 37	277 to 279
8	Spot Panchnama prepared by the Divisional Officer, Dighashi on 31/03/2021 about encroachment caused at Tower No. 38	280 to 282
9	Statement of Mr. Milind D. Indlkar, Executive Engineer, S & L, MSEDCL recorded by Forest Range Officer, Padgha on 04/05/2021	283

Translated by
Mr. Rajesh Sidram Dasa
A Panel Translator of Court of Maharashtra
Appointed as per the Notification No. [illegible] dated [illegible]
[illegible]

TRUE TRANSLATION

MR. RAJESH SIDRAM DASA
Flat No. [illegible] Parasmani Complex, Katraj-Kondhwa
Road, Ookaleagon, Pune, Pune - 411046
Mobile No. [illegible] Email: [illegible]

10	Letter dated 24/02/2021 from the Executive Engineer (Nodal), EHV Projects, Division-II, Kalyan addressed to the Forest Range Officer	285
11	Letter dated 25/02/2021 sent by the Forest Range Officer, Padgha to the Executive Engineer 220 KV Extra High Voltage Division, Kalyan summoning the officers and staff, during whose tenure construction has been caused, for recording their statement	286
12	Map of Survey No. 24 Kunde Village, indicating the site of Tower No. 37	287
13	Map of Survey No. 211 Dighashi village indicating the site of Tower No. 38	288
14	Letter dated 10/05/2021 issued by the Assistant Conservator of Forests, Bhiwandi to the Executive Engineer Extra High Voltage Projects Kalyan Division regarding submission of documents in the case	290
15	Letter dated 20/03/2021 issued by the Executive Engineer, Extra High Voltage Projects, Kalyan Division to the Assistant Conservator of Forests, Bhiwandi.	291
16	Forest Violation Report on the proposal submitted by the Executive Engineer Extra High Voltage Projects, Kalyan Division, under the Forest Conservation Act 1980	292 to 295
17	Letter submitted by the Executive Engineer Extra High Voltage Projects Kalyan Division to the Assistant Conservator of Forests, Bhiwandi dated 15/05/2021	299 to 300
18	Letter from the Assistant Conservator of Forests, Bhiwandi to the Executive Engineer, Extra High Voltage Projects, Kalyan Division regarding submission of documents related to tender technical and administrative approvals.	301 to 304

Translated by
Mr. Rajesh Sidram Dasa
A Panel Translator of Court of Maharashtra
Appointed vide No. [illegible] dated [illegible]
Correspondence Address: [illegible]
[illegible]
Language Pair - Marathi to English

TRUE TRANSLATION

MR. RAJESH SIDRAM DASA
Flat No. 501, Parasmani Gardens, Sahaj Residency
Road, Gokuldham, Mumbai, Pune - 411048
Mobile No. [illegible] Email: [illegible]

29	Letter of award for supply of material	305 to 307
30	Letter of award for erection and civil portion	308 to 309
31	Purchase order copy for supply of material	310 to 314
32	Purchase order copy for erection and civil portion	315 to 325
33	Letter dated 01/02/2018 issued by the Executive Engineer, 765 KV Transmission Line Project 25, sub-Division Kalwa, regarding site handover to the tender holder/ contractor	326
34	Combined measurement sheet for foundation work of Tower No. 37 and 38 dated 12/05/2018	327 to 329
35	Monthly progress report for tower erection of Tower No. 37 and 38.	330
36	Proposal for obtaining permission under the Forest (Conservation) Act, 1980, for the project	331 to 344

Sd/-

Deputy Conservator of Forests
Thane Forest Division, Thane

Translated by
Mr. Rajesh Sudran Dasa
A Panel Translator of Court at Mahaswalkar
Appointed vide the Order passed by the Hon'ble Bombay High Court in Writ Petition No. 1015 of 2011 dated 27th March, 2011
Competent to act as Translator

TRUE TRANSLATION

MR. RAJESH SUDRANI DASA
Add: Flat No. 501, Paramount Gardens, Kalyan Shankheshwar Road, Ambernath, Kalyan, Pune - 421506
Mobile No. [illegible] Email: [illegible]

TENDER DOCUMENTS AND AGREEMENT COPY

Executive Engineer
M.S.E.D.C.L.Ltd
E.H.V. Project Div., Kalyan

Supply

Dy.Executive Engineer (O)
M.S.E.T. Co. Ltd.
E.H.V. Project Dn. Kalyan

BNC Power Projects Ltd.

Ref No.: BNC/PPA/220kV Kudus-A/Agreement /1910 Date: 22.05.2018

M.S.E.T.C.L.
E.H.V. Project Dn. Kalyan
Inward 23 MAY 2018
HR / F&A / Tech

To,
The Chief Engineer,
EHV, PC O & M Zone,
MSETCL, Vashi.

Sub. : LILO on 220kV Kalshet-Wada & 220kV LILO on Padghe-Wada line for 400kV Kudus S/stn (Route Length 7 Kms), against SRM enquiry no T-1718 (SPL No. 0100000233) under Vashi Zone. ... Submission of Contract Agreement Copies.

Ref :- 1. Tender specification No. T-1718/ MSETCL/ CO/ DCM/ D&T/ TKC-L.

2. LOA No. a) MSETCL/ CO/ DCM/ D&T/ TKC-L/ T-1718/ Supply/ BNC/ 394 Dtd.: 11.01.2018.
b) MSETCL/ CO/ DC&M/ D&T/ TKC-L/ T-1718/ FTC/ BNC/ 1761 Dtd.: 15.02.2018.

With Reference to above subject we are herewith submitting 04 Signed Contract Agreement Copies for your reference.

Thanking You

Yours faithfully,
For BNC Power Projects Ltd.

Encl: Signed Contract Agreement - 4 Copy

Authorised Signatory

Copy To :-
1. The Superintending Engineer, EHV Proj. Circle, MSETCL, Kalwa - 1 Copy
2. The Senior Manager Accounts, EHV Proj. Circle, Kalwa - 1 Copy
3. The Executive Engineer, EHV Proj. Div., MSETCL, Kalyan - 2 Copy
4. The Manager Accounts, EHV Proj. Div., Kalyan - 1 Copy
5. The Addition Executive Engineer, EHV T.L. Lines Proj. Sub-Division, MSETCL, Kalyan - 1 Copy

Executive Engineer
M.S.E.T. Co. Ltd.
E.H.V. Project Dn. Kalyan

CIN : U45207PN2017PLC169396
Regd. Office : Plot No. 67, Shri Shivaji Housing Society, off Senapati Bapat Rd., Shivajinagar, Pune 411016
Corporate Office : Rutte Patil Complex, 3rd Floor, Karve Road, Patil Estate, Next to Deshbhakt Ginjapi Talkies, Pune 411004
Phone - 020 - 25460161, Fax - 020 - 25460171 Email : Surbhandary@yahoo.co.in, info@bncpower.in

महाराष्ट्र शासन

GOVERNMENT OF MAHARASHTRA

ई सुरक्षित बँक व कोषागार पावती

e-SECURED BANK & TREASURY RECEIPT (e-SBTR)

CONTRACT AGREEMENT FOR SUPPLY

Executive Engineer
M.S.E.T. Co. Ltd.
E.H.V. Project Dn., Kalwa

AND

M/s BNC Power Projects Ltd, having its registered office at [illegible] (hereinafter referred to as "the Contractor" which expression shall unless it be repugnant to the context or meaning thereof include its successors and permitted assigns) of the other part.

WHEREAS the OWNER is desirous for Works of Turnkey Construction of LILO on 220kV Kohilpatti - Wadi & 220kV TTPO on Pudupatti - Wadi 2nos Dr 400kV Kamuthi Substation (Route Length - 3 kms) against SRM of Tender No. T 1719 (Letter No. [illegible]) under Wadi Zone, hereinafter called the "Project", more fully described in the [illegible] and [illegible] vide DCM(S) 198 dt. PKT-LINES-1 (EPC) No. [illegible] for supply, erection, commissioning and [illegible] of [illegible] and the Contractor has offered to supply, erect, commission and [illegible] the [illegible] and has submitted a Bid dated [illegible] for the same;

In response to the bid of M/s BNC Power Projects Ltd submitted [illegible] dated [illegible] (Response no. [illegible]) dtd 26.09.2017 [illegible] and the Contractor has offered to supply, erect, commission and [illegible] the [illegible] and has submitted a Bid dated [illegible] for the same;

The Owner has accepted M/s BNC Power Projects Ltd vide [illegible] for the contract price of Rs. 14,27,61,667.00 (Rupees [illegible] Only) being [illegible] Thousand Six Hundred and Sixty Seven Only) [illegible] and [illegible] of the terms and conditions of the Bid and conditions contained in [illegible] and letter of Award No. KSETCL/CONTRACT/D.No.[illegible] Supply and Erection of [illegible] materials.

NOW, [illegible] witnesseth as follows:-

1. WORK TO BE DONE:-

The Contractor shall [illegible] the [illegible] and [illegible] Erection, Testing and Commissioning of [illegible] and [illegible] and [illegible] and

CONTRACT DOCUMENT:

The following documents shall be taken to form and be read and construed as part of this agreement:

i) Annexure A – [illegible]

ii) Annexure B – [illegible]

iii) Annexure C – [illegible]

iv) Annexure D – [illegible]

v) Annexure E – [illegible]

vi) Annexure F – [illegible]

vii) Annexure G – [illegible]

viii) Annexure H – [illegible]

ix) Annexure I – [illegible]

x) Annexure J – [illegible]

In consideration of the payments to be made by the Purchaser to the Supplier as hereinafter mentioned, the Supplier hereby covenants with the Purchaser to provide the goods and services and to remedy defects therein in conformity in all respects with the provisions of the Contract.

The Purchaser hereby covenants to pay the Supplier in consideration of the provision of the goods and services and the remedying of defects therein, the Contract Price or such other sum as may become payable under the provisions of the Contract at the times and in the manner prescribed by the Contract.

Executive Engineer
M.S.E.D.C.L. Ltd.
E.H.V. Project Dn, Kalyan

IN WITNESS thereof the parties hereto have caused their respective Authorised Seals to be affixed hereto and these presents to be executed by their respective Authorised Officers on the day and year first above written.

For the Contractor

Name: Mr. Bijayan Chaudhuri
Designation: Director (P&CD)
M/s. BNC Power Projects Ltd.
Bijoy Path Complex, Gr. Floor
Salt Lake, Kolkata
Pin: 700106

For the Employer

Name: Mr. Rajendra [illegible]
Designation: [illegible]
M/s. [illegible]
[illegible]
[illegible]

In the presence of:

WITNESS

Name: Mr. Shiv Kumar Pandey
Designation: Assistant General Manager
M/s. BNC Power Projects Ltd.

In the presence of:

WITNESS

Mr. [illegible]
[illegible]
[illegible]

Name: Mr. Saurabh Chaudhuri
Designation: Project in-charge
M/s. BNC Power Projects Ltd.

Mr. [illegible]
Dy. Engineer
M/S [illegible]

Executive Engineer
M&E (Gn) Dn.
P.H.V. Project Dn, Kalyan

ANNEXURE 'A'

Design, Engineering, Manufacturing, testing, supply, delivery, installation, commissioning and performance guarantee for Work of Upgradation of 11kV to 33kV Substation Works & 220kV Kolshet - Wadala line for 400kV Kolshet Substation for Bhiwandi Nizampur City Corporation against MSEB Tender No. [illegible] dated [illegible]

SPECIFICATION REQUIREMENTS AND CONDITIONS OF CONTRACT FOR SUPPLY OF EQUIPMENT & WORKS

1.0 CONTRACT PRICE [illegible]

The prices shall be [illegible] Bhiwandi Nizampur City Corporation [illegible] Work of Upgradation of 11kV to 33kV Substation Works & 220kV Kolshet - Wadala line for 400kV Kolshet Substation against MSEB Tender No. [illegible] dated [illegible] Zone for Drop Supply.

Name of Equipment	Quoted Tender Quantity	Total Price of Quoted Tender in Rupees
Work of Upgradation of 11kV to 33kV Substation Works & 220kV Kolshet - Wadala line for 400kV Kolshet Substation against MSEB Tender No. [illegible] R/A No. 60000000353, under Wadala Zone	[illegible]	[illegible]

[illegible]

[illegible]

[illegible]

[illegible]

[illegible]

Executive Engineer
M.S.E.D.C.L.
Project On Kalyan

1.4 [illegible]

1.5 [illegible]

1.6 [illegible]

2.0 PRICE VARIATION/ EXCHANGE VARIATION

[illegible]

3.0 PROJECT IMPLEMENTING AUTHORITY

3.1 [illegible]

3.2 [illegible]

4.0 PAYMENT PROCEDURE [illegible] PARA 6

[illegible]

S/No	Nature of Payment	Documents required for Payment (MSE/CC)
	60% of the [illegible]	• [illegible] • [illegible] • [illegible] • [illegible]
	30% of the [illegible]	• [illegible] • [illegible]
	The balance [illegible]	• [illegible]

[illegible]

Executive City Director
M.S.E.S. Council
[illegible]

4 The payment to the contractor for [illegible] shall be made by the owner as per [illegible] payment made during the progress of work, no interest payable. Payment shall be made on receipt [illegible] by the contractor [illegible]

5 The owner shall [illegible] the contractor [illegible] progress, payment schedule [illegible] shall be [illegible] the payment [illegible] by the owner provided [illegible]

6 Verification [illegible] of the payment [illegible] receipt [illegible] invoice shall be [illegible] the owner [illegible]

7 The payment [illegible]

8 Tax Price Variation
The payment of Price Variation [illegible] shall be [illegible] actual [illegible] shall be assessed by [illegible] work, duly certified [illegible] shall [illegible] payment [illegible] by [illegible]

9.0 SUBMISSION OF INVOICE

9.1 [illegible] of completion [illegible] documents, MSEB [illegible] Act [illegible] Rules [illegible] Receipt Certificate (MRC) [illegible] enclosed in Annexure-B, [illegible] MSEB, [illegible] receipt of material [illegible] MSEB Power Project [illegible] for erection of the [illegible] MSEB [illegible] on the basis of [illegible] completed [illegible]

9.2 [illegible] MSEB [illegible] MSEB [illegible] MRC [illegible] Project [illegible] Project [illegible] MSEB [illegible] payment. The DP [illegible] Project [illegible] MSEB [illegible] Project [illegible] MSEB [illegible]

10.0 LIQUIDATED DAMAGES

10.1 [illegible]

10.2 The liquidated damages [illegible] per week of delay subject to [illegible]

Executive Engineer
M.S.E.B. [illegible]
E.H.V. Project Dn.,Kalyan

6.7 [illegible]

7.0 DOCUMENTATION

[illegible]

8.0 PERFORMANCE GUARANTEE/LIQUIDATED DAMAGES

8.1 [illegible]

8.2 [illegible]

8.3 [illegible]

8.4 [illegible]

8.5 [illegible]

8.6 [illegible]

8.7 [illegible]

9.0 INSPECTION, TEST AND REJECTIONS

[illegible]

Executive Engineer
M.S.E.B. [illegible]
E.H.V. Project Division, [illegible]

10.0 COMPLETION PERIOD

10.1 The Supply Work shall be completed by the Contractor within the Completion Period as specified in the Appendix to Bid.

10.2 In the event that the Contractor shall fail to complete the Supply Work within the Completion Period, the Contractor shall pay to the Employer liquidated damages at the rate of 0.5% per week of the Contract Price for each week or part thereof by which the Completion Period is exceeded, subject to a maximum of 10% of the Contract Price. The Employer may deduct such liquidated damages from any payment due to the Contractor. Payment of liquidated damages by the Contractor shall not relieve the Contractor from any of its obligations and liabilities under the Contract.

11.0 GUARANTEE/WORKMANSHIP OF BOID

11.1 The Contractor shall guarantee that the Supply Work shall be free from defects in workmanship, materials and design for a period of twelve (12) months from the date of final acceptance of the Supply Work by the Employer. The Contractor shall also guarantee that the Supply Work shall be free from defects in workmanship, materials and design for a period of twelve (12) months from the date of final acceptance of the Supply Work by the Employer. The Contractor shall also guarantee that the Supply Work shall be free from defects in workmanship, materials and design for a period of twelve (12) months from the date of final acceptance of the Supply Work by the Employer.

11.2 The Contractor shall guarantee that the Supply Work shall be free from defects in workmanship, materials and design for a period of twelve (12) months from the date of final acceptance of the Supply Work by the Employer. The Contractor shall also guarantee that the Supply Work shall be free from defects in workmanship, materials and design for a period of twelve (12) months from the date of final acceptance of the Supply Work by the Employer. The Contractor shall also guarantee that the Supply Work shall be free from defects in workmanship, materials and design for a period of twelve (12) months from the date of final acceptance of the Supply Work by the Employer.

11.3 The Contractor shall guarantee that the Supply Work shall be free from defects in workmanship, materials and design for a period of twelve (12) months from the date of final acceptance of the Supply Work by the Employer. The Contractor shall also guarantee that the Supply Work shall be free from defects in workmanship, materials and design for a period of twelve (12) months from the date of final acceptance of the Supply Work by the Employer. The Contractor shall also guarantee that the Supply Work shall be free from defects in workmanship, materials and design for a period of twelve (12) months from the date of final acceptance of the Supply Work by the Employer.

11.4 The Contractor shall guarantee that the Supply Work shall be free from defects in workmanship, materials and design for a period of twelve (12) months from the date of final acceptance of the Supply Work by the Employer. The Contractor shall also guarantee that the Supply Work shall be free from defects in workmanship, materials and design for a period of twelve (12) months from the date of final acceptance of the Supply Work by the Employer. The Contractor shall also guarantee that the Supply Work shall be free from defects in workmanship, materials and design for a period of twelve (12) months from the date of final acceptance of the Supply Work by the Employer.

Executive Engineer
M.S.E.T.Co.Ltd.
E.H.V. Project Div, Kalyan

SUCCESSFUL COMMISSIONING

Executive Engineer
M.S.E.T. Co.Ltd.
E.H.V. Project Div.,Kalyan

13.1 WORKMEN'S COMPENSATION INSURANCE

13.2 [illegible] INSURANCE

CONTRACTOR'S EQUIPMENT INSURANCE

14.0 PRICE VARIATION (AS PER PX CLAUSE)

Executive Engineer
M.S.E.T.C.L.Ltd.
E.H.V. Project Ckt Kalyan

Executive Engineer
M.S.E.D. Co. Ltd.
E.H.V. Project Div.,Kalyan

ANNEXURE

'A2'

ANNEXURE

'B'

ANNEXURE

'C'

Clause No	Description/Title	Page No
39.0	Laws and Codes	29
40.0	Contractor's Material Brought to Site	29
41.0	Co-operation with Contractors and Owner	30
42.0	Work to be open to Inspection and contractor responsible agency to be provided	30
43.0	Notice to be given before work is covered up	31
44.0	Remedy of Defects	31
45.0	Employment of Labour	31
46.0	Discipline of Workmen	32
47.0	Disorderly conduct, etc	32
48.0	Cleanliness	32
49.0	First Aid	33
50.0	Security	33
51.0	Unfavourable Working Conditions	33
52.0	Works and Safety Regulations	33
53.0	Electrical Safety Regulations	34
54.0	Inspection	34
55.0	Indemnification of Owner	35
56.0	Workmen's compensation Insurance	35
57.0	Comprehensive Automobile Insurance	36
58.0	Comprehensive General Liability Insurance	36
59.0	Guaranteed Warranty	37
60.0	Assignment	37
61.0	Notices	37
62.0	Details Confidential	38
63.0	Bid Security Deposit (BSD)	38
64.0	Contract Price, taxes and duties	39
65.0	Price Variation	48
66.0	Liquidated Damages	50
67.0	Policy for bids under Consideration	50
68.0	Acceptance of Bids	50
69.0	Withdrawal of Invitation to Bid	50
70.0	Representative/ Agent of Bidder	51

SEC FOUR III: Instruction to Bidders

1.0	General Information	1
2.0	Cost of Bidding	1
3.0	Understanding of Bid Documents	1
4.0	Amendment of bidding documents	1
5.0	Documents comprising the bid	2
6.0	Bid Prices and Currencies	2
7.0	Signing of Bids	2
8.0	Information required with the Bid	3
9.0	Submission of Bids	4
10.0	Opening of bids	4
11.0	Mode of Award of Contract	4
12.0	Evaluation Criteria	5

Executive Engineer
TL Pretender

Executive Engineer
M.S.E.T. Shahad
E.H.V. Project Dn, Kalyan

PREAMBLE

1 This specification covers the requirements associated with turnkey construction of following 220kV line with Design, Manufacture and supply of all materials, execution of all ancillary works for construction and commissioning of 220kV lines.

Description of 220kV Line	Route Length (kms)
Turnkey construction LILO on 220kV Sriperbudur-Walajah S/C 220kV LILO line at Oragadam-Walajah line for 400kV Sunguvarchatram-Walajah Line	–

The scope of work also includes supply of specified tool kits, as well as construction related works which broadly includes Tower foundations, erection of towers, stringing, Testing and commissioning of the transmission line.

2 For ease of handling this specification is divided into two parts – Book I & Book II. The general terms and conditions are covered in Book I whereas the technical requirements for the works and price schedule are covered in Book II.

3 Commercial terms and conditions covered in Book I generally applicable for works, service or supply of materials against contract.

4 The tenderer is to inspect the site and satisfy himself about the nature of the work, the extent of supply and services required, the means of access to the site, the accommodation he may require and in general shall himself obtain all necessary information as to the risks, contingencies and other circumstances which may influence or affect his tender. No claim will be entertained for any error in the tender due to his failure to obtain such information.

5 Tenderer must submit the offers, subject to strictly meeting the qualifying requirements. The offer shall be submitted with only essential particulars which are to be taken into consideration of these specifications.

Executive Engineer
M.S.E.B. Co. Ltd.
E.H.V. Project Dn., Kalyan

Executive Engineer
TL Pratender

MAHATRANSCO

MAHARASHTRA STATE ELECTRICITY TRANSMISSION COMPANY LIMITED

(CIN No.U40109MH2005SGC153646)

REx No. 6000000253

SBM e-TENDER No. 1-1716/MSETCL/C.O/DC &M/O&T/TKC-LINES

SPECIFICATION No. MSETCL/C.O/DC&M/O&T/2017-18/TKC-1

Turnkey construction of LILO on 220kV Kolshet- Wada &220kV LILO on Padghe-Wada line for 400kV Kudus Substation(Common M/C Line)
(Route Length - 7 kms)

UNDER VASHI ZONE ON TURNKEY BASIS

BOOK I

GENERAL TERMS AND CONDITIONS

Reference:

BOOK-I General Terms and Conditions

BOOK-II Technical specifications & Price Schedules

Tender Fee Rs. 25,000/- + VAT@ 5 % = Rs.

Executive Engineer
M.S.E.T.Co. Ltd.
E.H.V. Project Cir, Kalyan

Executive Engineer
TL Pretender

CONTENTS

Clause No.	Description/Title	Page No.
1.0	Preamble	4
	SECTION 1: Invitation for Bidding	
1.1	Invitation for Bidding	5-8
	Qualifying Requirements	
	SECTION 2: General Terms and Conditions of the Contract (GTC)	
2	Definitions and Terms	9
3	Interpretation	11
4	Scope of Contract	12
5	Engineer's Supervision	13
6	Contract documents	17
6.01	Assignment and Subcontracting of Contract	13
7	Contractor to inform himself fully	15
8	Performance Guarantee tests of System Capacity	15
9	Contractor's Agents	1
10.0	Mistakes in Drawings	18
11.0	Effect and Jurisdiction of Contract	18
12.0	Language and measures	14
13.0	Patent rights and royalties	15
14	Workmanship and materials	15
15.0	Packing, forwarding and transportation etc.	16
16.0	Inspection, testing and Progress Certificate	16
17.0	Time for completion of contract	16
18.1	Guarantee and Warranty etc.	17
19.0	Progress Report	18
20.0	Extension of time for completion	18
21.0	Contract Price	17
22	Price Variation due to variation in taxes	18
23	Deductions from Contract Price	18
24.0	Terms of payment	19
25.0	Contractor's default	20
26.0	Termination of Contract	21
27	Rejection	22
28.0	Delay by Owner in the Access to Site	23
29	Modification and Rectification	23
30.0	Completion of Contract	23
31.0	Co-ordination of Agencies	24
32.0	Force Majeure	24
33.0	Arbitration	25
34.0	Suspension of Work	27
35.0	Termination of Contract on Owner's Initiative	28
36.0	Power to Vary or Omit Work	28
37.0	Enforcement of Terms	29
38.0	Access to Site and Work on Site	29

Executive Engineer
M.S.E.T.C.L. Ltd.
E.H.V. Project Div., Kalyan

Executive Engineer
T. Pretender

SECTION-I
INVITATION FOR BID (IFB)
(LOCAL COMPETETIVE BIDDING)

1.0 The Maharashtra State Electricity Transmission Company Limited Mumbai, hereinafter referred to as the 'Owner' (MSETCL) invites SRM e-tender in TWO bids system (Techno-commercial bid & Price Bid) from eligible bidders in India having executed similar purpose in Transmission Line on turnkey basis for construction of 1) LILO on 220kV Kolshet-Wada & 220kV LILO on Padghe-Wada line for 400kV Kudus S/stn (Bank Length 7 Kms), under Navi Mumbai Zone.

2.0 Scope of Work

SRM e-Tender No. 71/MSETCL/EHV/Kudus/2018 Lines

Name of Line	Estimated Cost in Rs. Lakhs	Completion period in months from date of Handing over of Line Profile (Including Monsoon)	Tender No. RIL's No.
Turnkey construction of LILO on 220kV Kolshet-Wada & 220kV LILO on Padghe-Wada line for 400kV Kudus Sstn (Bank Length 7 Kms).	1866.04	09 Months	7100004259

3.0 QUALIFYING REQUIREMENT

If bidder's QR requirement not matched as per relevant clause of the bid document, the following minimum conditions shall also apply

4.0 STATUTORY QUALIFYING CRITERIA

Statutory Licenses/Registration

4.1.1 The Bidder or his associate should have a valid Govt. Electrical Contractor's License

4.1.2 The bidder should be registered under Maharashtra Value Added Tax(MVAT) Act or Central Sales Tax Act and Service Tax Act under which he is liable to pay taxes to Govt.
The bidder should have a valid Labour Registration for Provident Fund and ESIC

4.1.3 The bidder should be registered under P.F. Act

Note: The required relevant documents should be included as per description in "Statutory Qualifying Criteria" in Statutory Requirements and Attested Photocopies of the same will be considered

Executive Engineer
M.S.E.T. Co. Ltd.
E.H.V. Project Cir. Kalwa

Executive Engineer
EL Pretender

3.0 TECHNICAL QUALIFYING CRITERIA:

3.1(a) The bidder should have, in last 5 years, executed the work of manufacturing, testing & commissioning of supply of material, erection, testing & commissioning as mentioned at (i) and (ii) below

(i) The bidder should be an approved vendor of MSETCL or PGCIL and have installed tower material manufacturing capacity of at least 10000 MT per year or should have fabricated and supplied at least 6000 MT of EHV transmission line towers satisfactorily in last three years of voltage class as rated one step below (for the voltage class as mentioned in scope of tender

OR

The bidder not possessing above conditions, i.e. fabrication facility, should have factory of fabricating only structural material (Angles, Flats, Plates) from the completed cut to size stage with condition fully to guarantee for quality & timely supply of power evacuation.

(ii) The bidder should have constructed (including power foundation, tower erection and stringing) at least 5(C) Ft. Line of route length or total 50% of route length mentioned in the scope of this tender as single order and of voltage class as rated one step below than the voltage class as mentioned in scope of tender

3.2 (a) The Bidder should submit the work certificate in support of above in the Bid. Experience executed in last three years and work certificate to be issued by the concerned authority indicating name of work, name of the owner of work, voltage class, route length, configuration of conductor, date of completion and period of completion etc

3.2.2 The owner reserves the right to accept / reject the Bid

Note: The original executed work copy should be submitted for verification at the time of opening of the Bid. Failure to submit the same will not be considered. Details / performance certificate from the owner should be submitted for verification.

4.0 FINANCIAL QUALIFYING CRITERIA

4.1.1 The Average Annual Turnover of the bidder during the last 5 years should be not less than 40% of estimated cost

4.1.2 The bidder should have a Net Worth (which is defined as Equity Share capital + Reserves - Revaluation reserves - Intangible assets - Miscellaneous expenditure to the extent not written off and carry forward losses) of at least 25% (twenty five Percent) value of estimated cost of work. (Bidder shall furnish the computation of Networth duly certified by Chartered Accountant for the last 3 years)

Note: The original estimated cost copy should be submitted for verification at the time of opening of Financial Qualifying Criteria. The Above Qualifying Criteria of the bidder will not be considered.

3.2.3 The bidder should have Annual Turnover & Net worth for previous consecutive 3 years as per audited balance sheet.

3.1 IN CASE OF CONSORTIUM

(All above five 5 partners including lead partner)

Executive Engineer
M.S.E.T.C.L.
E.H.V. Project Division, Ujjain

Executive Engineer
TL Pretender

3.1.1 The principal (lead) bidder who desires to bid against this specification, may submit the offer jointly with another suitable equipment manufacturer by entering into a legally valid agreement subject to satisfaction of following requirements

- The bid and the agreement executed for, the Contract Agreement shall be signed so as to be legally binding on both partners.
- Both partners to the consortium bid will be jointly and severally liable for execution of the contract in accordance with the Contract terms.

3.1.2 One of the consortium partners should satisfy 100% technical qualifying criteria and subject to fulfillment of minimum qualifying criteria points by both the partners.

3.1.3 The number of partners in consortium should not be more than two, including the lead partner.

3.1.4 The lead partner shall be authorized to be in charge and this authorization shall be evidenced by submitting a duly organized power of attorney signed legally by agents authorized signatories of all the partners.

3.1.5 A copy of agreed and entered into by the consortium partners as specified at Section VI shall be submitted with the bid.

3.1.6 The Performance Bank Guarantee shall be submitted by the Lead Partner only.

3.5 OTHER MANDATORY DOCUMENTS FOR VALID BID

3.5.1 Duly executed Power of Attorney as specified at Section VI of Book I (Vol II).

3.5.2 Bid Security Deposit (BSD) in the amount equal to 1% of the quoted cost of the work in the form of Bank Guarantee from Scheduled Commercial Bank as per the proposed format annexed to the tender specifications as schedule 'I' duly filled in the way. The validity of such Bank Guarantee should be for 90 (Ninety) days from the date of opening of Techno-Commercial bid.

4.0 General Points:

4.1 The prices to be quoted in the price bid shall be in Indian Rupees only.

4.2 A complete set of the specifications downloaded by the bidder from MSETCL's CPP website and submitted along with the bid documents after duly signed and stamped on each page by the authorized signatory of the bidder. The bid documents not submitted in the manner as mentioned above are liable to be rejected.

4.3 The bidder shall be required to submit Bid Security Deposit (BSD) for an amount equal to 1% (one percent) of the estimated cost of tender in the form of Bank Guarantee from Scheduled/ Nationalized Bank in the prescribed format annexed in the tender specifications as schedule 'I' along with the offer. The validity of Bank Guarantee should be for 90 days from the date of opening of bid.

Executive Engineer
TL Pratender

4.4 The tender is invited on individual percentage basis for Supply & ETC. For Evaluation of the Tender, the total price of Supply & ETC including all taxes & duties shall be considered. The LOA will be placed on the final quoted price for Supply & ETC including Applicable Taxes & duties.

4.5 Variation in Statutory Taxes/ Duties if any will not be payable.

4.6 Price variation shall be given on Zero price variation as mentioned in MSETCL's estimate in price schedules. Bidders quoting for price variation are considered to be rejected.

4.7 Bidder please be noted that the taxes / duties and levies quoted or not quoted shall be as stated in Price bid. Any statement with regard to taxes / duties and levies in bid documents shall be ignored.

4.8 The price variation will be applicable to the items mentioned in clause no 2.3.4 of Book-I (GTC).

5.0 The new bidders are requested to complete the Registration with MSETCL as per the procedure prior to the date of submission of the tender documents. The bids of only registered tenderer bidders will be considered.

5.0 Interested bidders may obtain further information, if needed, on our Website www.mahatransco.in/https://etenderapp.mahatrans.com/ or from the Office of the Chief Engineer (Design, Contracts & Monitoring), Maharashtra State Electricity Transmission Co. Ltd., 5th Floor, Plot No. C-19, "E" Block, Bandra Kurla Complex, Bandra (East), Mumbai-400051. Tel No. 26595000 /Extn No. 91(0)(22)(26595000) Fax No. (022) 26583276/26595030.

7.1 Bidders are requested to note the dates for purchase, submission, and opening of bid documents as below:

a)	Starting Date of downloading	24.05.2017
b)	Price of bid document	Rs. 5,000/- + MVAT (@ 5%) extra.
c)	Pre-bid meeting	29.05.2017 at 15.00 Hrs.
d)	Last date for submission of Queries	05.06.2017 at 15.00 Hrs.
e)	Last date and time for submission of bid	12.06.2017 at 15.00 Hrs.
f)	Date and time for opening of technical / commercial bid	13.06.2017 at 15.00 Hrs.
g)	Date and time for opening of price bid of qualified bidders	07.07.2017 at 12.00 Hrs.

Executive Engineer

M.S.E.T. Co. Ltd. In case the due date for the receipt and/or opening of bid happens to be a holiday the E.H.V. Project Dn., Akola working day shall be the corresponding due date. The other conditions remain same.

Executive Engineer
Tr. Pratender

SECTION – II

GENERAL TERMS AND CONDITIONS OF CONTRACT

1.0 **DEFINITION OF TERMS**

In constituting these general terms and conditions and the annexed specifications, the following words and phrases shall have the meanings herein assigned to them.

1.1 'Owner' or 'Purchaser' or 'Company' shall mean the Maharashtra State Electricity Transmission Company Ltd., Mumbai and shall include their authorised representatives, successors and permitted assigns.

1.2 'Contractor' shall mean the Bidder whose Bid has been accepted by the Owner for the award of the Contract and shall include such successful Bidder's legal representatives, successors and permitted assigns.

1.3 'SUB-CONTRACTOR' shall mean any person (other than the Contractor) named in the Contract for any part of the work or any person to whom any part of the Contract has been sublet by the Contractor with the consent in writing of the Owner/Engineer and shall include his legal representatives, successors and permitted assignees of such person.

1.4 'Engineer' shall mean the officer appointed in writing by the Owner to act as Engineer for the purpose of the Contract.

1.5 'Engineer's Representative' shall mean any assistant of the Engineer appointed in his place to exercise the powers, functions, functions, and other authorities vested in the Engineer.

1.6 The words 'Equipment', 'Materials', 'Stores' shall mean and include plant, machinery and Materials to be provided by the Contractor under the Contract.

1.7 'Works' shall mean the designs, engineering, manufacture, fabrication, supply of all Equipment, material erection, testing and commissioning of the works to be carried out by the Contractor in accordance with the Contract.

1.8 'Specifications' shall mean the tender specifications forming a part of the Contract and the Schedules and drawings as may be mutually agreed upon.

1.9 'Site' shall mean the whole of the premises, buildings and grounds at or upon which the works are to be provided, executed, erected, done or carried out.

1.10 'Provisional' wherever in Contractor's works shall mean the place of work formally handed over by the Owner to the Contractor for the performance of the works.

1.11 'Notice in Writing' or 'written notice' shall mean the official communication between the Owner/Engineer and Contractor that is delivered against receipt.

1.12 The Contract shall mean the agreement, dated, to be entered into by the Owner and the Contractor and shall include the conditions of Contract, specifications, schedules, tender, drawings, clarifications, correspondence and any further conditions which may be agreed to in writing between the parties forming a part of the Contract.

1.13 'Contract Price' shall mean the sum named in the Contract agreement or any other sum which may become payable under the provisions of the Contract.

1.14 'Day' shall mean the calendar day of twenty four hours.

1.15 'Month' shall mean the calendar month according to the English Calendar.

1.16 'Year' shall mean twelve calendar months.

1.17 'Cubic Meter' shall mean the unit of measurement of volume of materials.

1.18 'Square Meter' shall mean the unit of measurement of area of materials.

1.19 'Kilogram' shall mean the unit of measurement of weight of materials.

1.20 'Tonne' shall mean the unit of measurement of weight of materials.

1.21 'Approved' shall mean approved in writing by the Owner/Engineer.

1.22 'Approved Equal' shall mean equipment, materials, or services proposed by the Contractor and approved by the Owner/Engineer as being equivalent to those specified.

1.23 'Approved Make' shall mean the manufacturer's name and the country of origin of equipment, materials or services proposed by the Contractor and approved by the Owner/Engineer.

1.24 'Inspection' shall mean the examination and testing of the Contractor's Equipment, materials, workmanship and packing.

1.25 'Tests' shall mean the tests specified in the Contract or agreed to between the Owner/Engineer and the Contractor.

1.26 'Tests on Completion' shall mean the tests specified or agreed to between the Owner/Engineer and the Contractor which are to be carried out by the Contractor before the Plant is taken over by the Owner.

1.27 'Guarantee Tests' shall mean the tests specified in the Contract which are to be carried out before the expiration of the Guarantee Period.

1.28 'Taking Over Certificate' shall mean the certificate issued by the Owner/Engineer to the Contractor certifying that the Plant has passed the Tests on Completion.

1.29 'Guarantee Period' shall mean the period specified in the Contract during which the Contractor guarantees the Plant against defective workmanship, materials and design.

1.30 'Force Majeure' shall mean any cause which is beyond the reasonable control of the Contractor as set forth in the Contract.

1.31 'Liquidated Damages' shall mean the amount which the Contractor is liable to pay to the Owner for failure to perform the Contract within the specified time limit.

1.32 'Performance Security' shall mean the security provided by the Contractor to the Owner for the due performance of the Contract.

1.33 'Site Supervision' shall mean the supervision of the Works at the Site by the Contractor.

1.34 'Commencement Date' shall mean the date on which the Contractor receives the Letter of Intent or the signed Contract Agreement whichever is later.

1.35 'Time for Completion' shall mean the time within which the Contractor shall complete the Works as specified in the Contract.

1.36 'Defects Liability Period' shall mean the period of twelve months following the Taking Over Certificate or such other period as may be specified in the Contract.

1.37 'Final Acceptance Certificate' shall mean the certificate issued by the Owner/Engineer to the Contractor after the Defects Liability Period has expired and the Contractor has fulfilled his obligations under the Contract.

1.38 'Final Payment' shall mean the payment made after the Final Acceptance Certificate has been issued.

1.39 'Retention Money' shall mean the amount withheld by the Owner from the Contractor's bills as security for the due performance of the Contract.

1.40 'Bill of Quantities' shall mean the priced and completed bill of quantities forming part of the Bid.

1.41 'Schedule of Rates' shall mean the schedule of unit rates and prices for the Works.

1.42 'Variation' shall mean any change in the Works, Specifications, or Contract Price ordered by the Owner/Engineer.

1.43 'Provisional Sum' shall mean a sum included in the Contract for the execution of any part of the Works or for the supply of any Equipment, materials or services which are to be paid for as may be directed by the Engineer.

1.44 'Day Work' shall mean work executed on a time basis as directed by the Engineer.

1.45 'Schedule' shall mean the schedules attached to the Contract.

1.46 'Drawings' shall mean the drawings, designs, and other technical documents forming part of the Contract.

1.47 'Approved Drawings' shall mean the drawings approved by the Owner/Engineer.

1.48 'As-Built Drawings' shall mean the drawings showing the Works as actually executed.

1.49 'Manufacturer's Instructions' shall mean the instructions, recommendations and guidelines issued by the manufacturer of any Equipment or material.

1.50 'Commissioning' shall mean the operation of the Plant by the Contractor to demonstrate that it is ready for handing over to the Owner.

1.51 'Operation and Maintenance Manuals' shall mean the manuals to be provided by the Contractor for the operation and maintenance of the Plant.

1.52 'Spare Parts' shall mean the spare parts to be supplied by the Contractor under the Contract.

1.53 'Special Tools' shall mean the special tools to be supplied by the Contractor under the Contract.

1.54 'Training' shall mean the training of the Owner's personnel by the Contractor.

1.55 'Insurance' shall mean the insurance to be effected by the Contractor under the Contract.

1.56 'Indemnity' shall mean the indemnity given by the Contractor to the Owner.

1.57 'Liability' shall mean the liability of the Contractor under the Contract.

1.58 'Damages' shall mean the damages payable by the Contractor for breach of Contract.

1.59 'Arbitration' shall mean the arbitration proceedings under the Contract.

1.60 'Law' shall mean the laws of India.

1.61 'Jurisdiction' shall mean the courts having jurisdiction over the Contract.

1.62 'Notice' shall mean a written communication between the parties.

1.63 'Effective Date' shall mean the date on which the Contract comes into force.

1.64 'Completion' shall mean the completion of the Works as certified by the Engineer.

1.65 'Taking Over' shall mean the taking over of the Works by the Owner.

1.66 'Defects' shall mean any defect in the Works, Equipment or materials.

1.67 'Rectification' shall mean the rectification of defects.

1.68 'Guarantee' shall mean the guarantee given by the Contractor.

1.69 'Warranty' shall mean the warranty given by the Contractor.

1.70 'Performance' shall mean the performance of the Plant.

1.71 'Capacity' shall mean the capacity of the Plant.

1.72 'Efficiency' shall mean the efficiency of the Plant.

1.73 'Losses' shall mean the losses in the Plant.

1.74 'Temperature Rise' shall mean the temperature rise of the Plant.

1.75 'Noise Level' shall mean the noise level of the Plant.

1.76 'Vibration' shall mean the vibration of the Plant.

1.77 'Dimensions' shall mean the dimensions of the Plant.

1.78 'Weight' shall mean the weight of the Plant.

1.79 'Foundation' shall mean the foundation for the Plant.

1.80 'Erection' shall mean the erection of the Plant.

1.81 'Commissioning' shall mean the commissioning of the Plant.

1.82 'Operation' shall mean the operation of the Plant.

1.83 'Maintenance' shall mean the maintenance of the Plant.

1.84 'Spare Parts' shall mean the spare parts for the Plant.

1.85 'Special Tools' shall mean the special tools for the Plant.

1.86 'Training' shall mean the training of the Owner's personnel.

1.87 'Documentation' shall mean the documentation for the Plant.

1.88 'Drawings' shall mean the drawings for the Plant.

1.89 'Manuals' shall mean the manuals for the Plant.

1.90 'Reports' shall mean the reports for the Plant.

1.91 'Certificates' shall mean the certificates for the Plant.

1.92 'Guarantees' shall mean the guarantees for the Plant.

1.93 'Warranties' shall mean the warranties for the Plant.

1.94 'Insurance' shall mean the insurance for the Plant.

1.95 'Indemnity' shall mean the indemnity for the Plant.

1.96 'Liability' shall mean the liability for the Plant.

1.97 'Damages' shall mean the damages for the Plant.

1.98 'Arbitration' shall mean the arbitration for the Plant.

1.99 'Law' shall mean the law for the Plant.

1.100 'Jurisdiction' shall mean the jurisdiction for the Plant.

Executive Engineer
M.S.E.T. Co.Ltd.
E.H.V. Project Dn. Kalyan

Executive Engineer
T.C. Pretender

1.14 'Contract value' shall mean that part of Contract price which is properly apportionable to the work executed, including variations, as the amount of work done and shall also represent correspondingly any changes that may have occurred since the date of Contract in the cost of executing the works

1.15 'Manufacturer's Supervisory Personnel' shall mean the supervisory personnel deputed by the Contractor or any sub-manufacturer who has supplied materials or under whose supervision the installation of equipment is to be carried out.

1.16 'Date of Commencement' shall mean the date on which LOA is issued or after acceptance of bid is intimated to Contractor, as it may be

1.17 'Guarantee Tests' shall mean such tests as stipulated in the Contract or as instructed by the Engineer to be performed by the Contractor before the works are finally accepted by the Owner, ready for commercial use complete with all items to the satisfaction of the Engineer

1.18 'Delivery period' shall mean the time period required from issue of LOI/Telegraphic intimation of acceptance of bid to the stage the work is ready for trial operation and successful performance test

1.19 'Commissioning' shall mean the first successful operation of the equipment after all initial adjustments, trials etc. checking and assembly required at site if any have been completed and the equipment is made ready for commercial use

1.20 The term 'Final Acceptance' shall mean the Owner's written acceptance of the works performed under the Contract after successful testing and commissioning of the equipment offered under the Contract

1.21 'Guarantee period' shall mean the period during which the Contractor shall maintain back the repair, replacement of any defective part of the works performed under the Contract

1.22 'Month' shall mean the calendar month, DAY or DAYs unless otherwise expressly defined shall mean calendar day or days only

1.23 'Writing' shall include any manuscript typed or printed statement under or which the words may be read.

1.24 When the words 'Approved', 'Subject to Approval', 'As directed', 'Accepted' etc. or words or phrases of like import are used, the approval, direction, acceptance etc. is understood to be a function of the Owner/Engineer.

1.25 'Drawings' 'Plans' shall mean all

a) Drawings furnished by the Owner as a basis for proposal

b) Supplementary drawings, if any, furnished by the Owner to clarify and scope in greater detail the items of the Contract.

c) Drawings submitted by the Contractor with his proposal, provided such drawings are acceptable to the Owner.

d) Drawings submitted by the Contractor for clarification to the Owner during the progress of the work

Executive Engineer
M.S.E.T. Co. Ltd.
E.H.V. Project Div.,Kalyan

Executive Engineer
TI, Pratapgad.

1.26 'Codes' shall mean the following but not limited to the following including the latest amendments and/or replacements, if any.

i Indian Electricity Act, 1910 / 2003 and Rules and Regulations made thereunder

ii Indian Factory Act, 1948 and Rules and Regulations applicable for relevant materials supplied.

iii A.S.M.E. Test Codes.

iv A.I.E.E. Test codes.

v. Standards of the Indian Standards Institutions applicable for relevant materials supplied

vi Other Internationally approved standards and/or Rules and Regulations governing the subject duties of Contract

2.0 INTERPRETATION

2.1 Words importing the 'Singular only' shall also include the plural and vice versa where the context so requires

2.2 Words importing "Persons" shall include firms, companies, corporations and associations or bodies of individuals whether incorporated or not

2.3 Terms and expressions not herein defined shall have the same meanings as are assigned to them in the Indian Sale of Goods Act (1930), failing that in the Indian Contract Act (1872) and failing that in the General Clauses Act (1987)

3.0 SCOPE OF CONTRACT

The same shall be as per Technical Specifications.

4.0 ENGINEER'S SUPERVISIONS

4.1 ENGINEER'S INSTRUCTIONS

All instructions and orders to the Contractor shall, except as herein otherwise provided be given by the Engineer

4.2 ENGINEER'S REPRESENTATIVE

The Engineer may from time to time, delegate to Engineer's Representative any of the powers, discretions, functions and authorities vested or conferred on him under these presents and may revoke such delegation or revocation shall be in writing signed by the Engineer; and in case of delegation, shall specify the powers, discretions, functions and authorities thereby delegated and the person or persons to whom the same are delegated No such delegation shall have effect until a copy thereof has been delivered to the Contractor. Any person to whom any direction is made shall be entitled to exercise the powers, discretions, functions and authorities so delegated to him as aforesaid

4.3 ENGINEERS REPRESENTATIVE

4.3.1 Resident Engineer/Engineers shall mean the Engineer/Engineers to be appointed by the Owner to execute the works at the site. The Contractor shall afford him every assistance in facility so as going but the Engineer shall not be authorised to relieve the Contractor in any way of his duties or obligation under the Contract. Any written order from the Engineer pointing out the defects in materials or workmanship shall have the effect of a similar notice given by the Engineer under clause hereof requiring defects except that the Contractor may appeal to the Engineer for his decision on the matter.

4.3.2 The Engineer shall during the progress of the work, have full power to order in writing, from time to time

Executive Engineer
M.S.E.T. Co. Ltd.
E.H.V. Project Div.

Executive Engineer
T.L. Pretandar

d) The removal from the site within such time or times as may be specified in the order, any materials, which in the opinion of the Engineer are not in accordance with the Contract.

e) The substitution by proper and suitable material

f) The proper and proper re-execution notwithstanding any previous test thereof or interim payment therefor) of any work, which in respect of materials or workmanship is not, in the opinion of the Engineer, in accordance with the Contract.

g) Removal of Contractor's Equipment obstructing the operation of existing installations

h) In case of default on the part of the Contractor in carrying out such order, the Owner shall be entitled to employ and pay other persons to carry out the same and all expenses, engineering and overhead charges on materials thereby shall be recoverable from the contractor by the Owner or may be deducted by the Owner from any sum then due or which may become due to the Contractor. The engineer shall stipulate reasonable time for the Contractor to carry out the order aforesaid.

5.0 CONTRACT DOCUMENTS

5.1 The term 'Contract Documents' shall mean and include the following which shall be deemed to form an integral part of the Contract

a) Signed document of the Owner, covering the Instructions to Bidders, general terms and conditions of Contract, special terms and conditions, technical specifications, annexures, schedules, amendments etc

b) Contractor's bid proposal including the letters of clarifications exchanged there to between the contractor and the Owner prior to the Award of Contract

c) Any Guarantee/Bond or pay sum given by the Contractor alongwith his bid, subject to the approval of the Owner/engineer.

d) Any mutually agreed variations to the conditions of the documents, specifications, terms and conditions of Contract, if any.

6.0 ASSIGNMENT AND SUBLETTING OF CONTRACT

6.1 The Contractor shall not assign the Contract or any part thereof or any benefit or interest therein or thereunder without the prior written consent of the Owner

6.2 The Contractor shall not sublet any part of the works without prior written consent of the engineer/owner.

6.3 Such consent, if given, shall not relieve the Contractor from any liability or obligation under the Contract and he shall be responsible for the acts, defaults and neglects of any subcontractor, his agents, servants or workmen as fully as if these were the acts, defaults or neglects of the Contractor, his agents, servants or workmen)

6.4 The engineer shall have the right to claim from the Contractor any agreement or working material letter by the Contractor with any of his sub-Contractors or any person who is to supply for supplies and services of any part of the works included in the Contract provided that the Contractor shall not be bound to disclose the sub Contract or any part thereof

7.0 CONTRACTOR TO INFORM HIMSELF FULLY

7.1 The Contractor shall be deemed to have satisfied himself as to all the conditions and circumstances affecting the Contract price and as to the possibility of executing the works as shown and described in the Contract. The Contractor shall be deemed to have inspected and examined the site and its surroundings, examined the approach roads etc., loading/unloading/ fabrication space etc. and to have fixed his price taking into account all such relevant conditions and also the rain, contingencies and other circumstances which may influence or affect the execution of the work as specified in the Contract.

7.2 The Contractor shall be responsible for any misunderstanding or misconception, whatsoever obtained, on which the Contract price has been based, except the written information furnished by the Owner.

7.3 The Contractor shall be deemed to have carefully examined all Contract documents to his entire satisfaction. If he shall have any doubt as to the meaning of any portion of the Contract documents he shall, within one month of issue or Letter of Award or before signing the Contract as the case may be, set forth the particulars thereof, and submit them to the Owner in writing, in triplicate, in order that such doubts may be resolved. The Owner shall provide such clarification as may be necessary, in writing to the Contractor. Any information otherwise obtained from the Owner or the engineer shall not in any way relieve the Contractor of his responsibility under, his obligations under the Contract.

7.4 SUPERVISION OF CONTRACTOR

The Contractor, upon award of the Contract shall, in addition to a Project Co-ordinator, maintain another responsible officer as his representative at site who shall be delegated for the purpose of overall responsibility and co-ordination of the works to be performed at site. Such persons shall function from site office of the Contractor during the pendency of Contract. Any written order or communication of the engineer or his duly authorised representative shall be communicated to the said authorised person representative of Contractor and the same shall be deemed to have been communicated to the Contractor.

8.0 PERFORMANCE GUARANTEE IN LIEU OF SECURITY DEPOSIT

8.1 The Performance Bank Guarantee for the proper fulfillment of the Contract shall be furnished by the Contractor in the prescribed form within Thirty (30) days of Notice of Award or Contract/Letter of Award and before release of any payments pertaining the advance payment, if any. The performance guarantee shall be as per proforma enclosed in the Bid Document. This guarantee shall be for an amount equal to 10% (ten percent) of the Contract price.

8.2 The performance guarantee shall cover additionally the following properties to the Owner:-

The Contractor guarantees that the equipment installed by him shall be free from all defects or materials/workmanship and shall, upon written notice from the Owner, duly correct free of expenses to the Owner such defects that are attributable to the Contractor within the period of guarantee specified in the relevant clause of the Contract.

Executive Engineer
Tq. Pratapgad

Executive Engineer
Tq. Pratapgad

8.3 The Contract Performance Guarantee is intended to secure the performance of the entire Contract. However, it is not to be construed as limiting the damages stipulated in other clauses of the Contract.

8.4 The Performance Guarantee shall be retained by the Contractor 90 days after the end of the guarantee period. The Owner is not liable to pay any interest or compensation to the Contractor for retaining the performance Guarantee after the end of the guarantee period.

8.5 The termination of the Contract under the clause 20.0 'Contractor's default' of this terms shall not entitle the Contractor to reduce the value of the performance guarantee nor to free thereof. The performance guarantee shall be valid for the full value and for the full period of Contract including 90 days after the end of guarantee period.

8.6 In the case of increase in contract value, the contractor shall within 30 days from the date of government letter, enhancing therefore in contract value, submit the Performance Bank Guarantee equivalent to 10% of the value of increase in contract value, valid for the period as indicated in sub clause 8.5.

8.7 After issue of the Notice of Award /Letter of Award of Contract, If the contractor have not submitted the Performance Bank Guarantee within 60 days, the notice of cancellation of Notice of Award/ Letter of Award will be initiated against the contractor and EMD Bank Guarantee will be forfeited.

9.0 CONTRACT DRAWINGS

The work should be as per Technical specification.

10.0 MISTAKES IN DRAWINGS

The Contractor shall be responsible for any discrepancies, errors or omissions in the drawings or other particulars supplied by him and shall pay all the costs of the rectification of the work necessitated thereby notwithstanding the fact that such drawings or particulars have been approved by the engineer provided that such discrepancies, errors or omissions are not due to inaccurate information or particulars furnished in the Contract or written by the engineer. The Owner shall be responsible for drawings and information supplied by the engineer.

10.1 If any discrepancies/disputes upon a drawing or a plan differ from those contained in the drawings or plan, the dimensions as figured upon the drawings or plan shall be taken as correct.

11.0 EFFECT AND JURISDICTION OF CONTRACT

11.1 The Contract shall be considered as having come into force from the date of issue of Letter of Award by the Owner.

11.2 The laws applicable to this Contract shall be the laws in force in India. The Courts at Mumbai shall have exclusive jurisdiction in all matters arising under this Contract.

12.0 LANGUAGE AND MEASURES

All documents pertaining to the Contract including specifications, schedules, notices, correspondence, operating and maintenance instructions, drawings or any other writing shall be written in English language only. The metric system of measurement shall be used exclusively in the Contract.

Executive Engineer
M/S.E.T. Co. Ltd.
T.L. Project Dn, Kalyan

Executive Engineer
T.L. Protection

13.0 **PATENT RIGHTS & ROYALTIES**

13.1 Royalties and fees for patents covering materials, articles, apparatus, devices, equipments or processes used in the works shall be deemed to have been included in the Contract Price. The Contractor shall satisfy all demands that may be made at any time for such royalties or fees and he alone shall be liable for any damages or claims for patent infringements and shall keep the Owner indemnified in that regard. The Contractor shall, at his own cost and expenses, defend all suits or proceedings that may be instituted for alleged infringement of any patents involved in the works and in case of an award of damages, the Contractor shall pay for such award. In the event of any suit or other proceedings instituted against the Owner, the same shall be defended at the cost and expenses of the Contractor who shall also satisfy/comply the decree, order or award made against the Owner. Final payment to the Contractor by the Owner will not be made while any such suit or claim remains unsettled. In the event any apparatus or equipment or any part thereof furnished by the Contractor is at any time, suit or proceedings held to constitute infringement, and its use is enjoined, the Contractor shall, at his option, and at his own expense either procure for the Owner the right to continue use of said apparatus, equipment or part thereof, replace it with non-infringing apparatus or equipment or modify it, so that it becomes non-infringing.

13.2 The Contractor shall be responsible for the observance by his employees of the foregoing.

14.0 **WORKMANSHIP & MATERIALS**

14.1 The plant and/or the work shall be manufactured, erected or performed and in connection, carried out and maintained in all respect with workmanship and material of the best and most substantial and approved qualities of its or their respective kinds to the entire satisfaction of the Engineer, who may reject any plant, apparatus, material or workmanship which shall in his opinion be defective in quality and such rejection shall be final and binding on the Contractor. The Contractor shall at his own expense provide all tools, plant, machinery, labour, tools, materials, apparatus and all things and do all acts and things necessary for the proper execution of the work and plant as aforesaid.

14.2 All materials used in the manufacture shall be high grade, free from defects and imperfections, recent manufacture & unused. Materials shall, conform to the latest specifications of ISS, where applicable.

14.3 All work shall be performed and completed in accordance with the best shop practice. Machine or. of high grade equipment castings shall be free from blow-holes, draws, cracks or other defects and shall be smooth, close-grained and of true form and dimensions. All materials, supplies, parts, supplied under this contract shall be tested.

15.0 **PACKING, FORWARDING AND TRANSPORTATION ETC.**

15.1 The Contractor shall be fully responsible for packing, forwarding, transportation by railways or any other authorised mode of transport, clearance of equipment and delivery through storage at site or place of work/storage yard etc. in respect of material in his scope.

15.2 The Contractor shall, wherever applicable shall, after proper painting, pack and crate all equipment in such a manner as to protect them from deterioration and damage during shipment or any other authorised mode of transport. The Contractor shall be held responsible for all damages/losses due to improper packing.

Executive Engineer
M.S.E.T. Co. Ltd.
Executive Engineer
M.S.E.T. Co. Ltd.
Executive Engineer
M.S.E.T. Co. Ltd.
Executive Engineer
M.S.E.T. Pratender

15.3 The Contractor shall notify the Owner of sale of each equipment from Sub-contractor's works and the expected date of arrival at the site for the information of Owner. The Contractor shall also give all requisite advance notice concerning the weight, size and dispatch of each packing instalment and other information the Owner may require.

16.0 **INSPECTION, TESTING & INSPECTION CERTIFICATE:**

As per Technical Specifications.

17.0 **TIME THE ESSENCE OF CONTRACT**

17.1 The time stipulated in the Contract for the completion of works shall be strictly adhered to by the execution of the Contract. The Contractor shall co-operate for progressing the work in the complete it not later than the date agreed to.

17.2 The Contractor shall submit a detailed PERT net work/Bar charts within the time limit agreed consisting of adequate number of activities covering various key phases of work also clearly indicating the completion period for various groups of activities. This network shall also indicate the interface facilities to be provided by the Owner and the dates by which such facilities are needed. The Contractor shall discuss the network so submitted with the Owner and the agreed network which may be in the form as submitted or as revised from time to time with the objective of finishing the work in the Contract. During the performance of the Contract if it is found that the work is not progressing as per approved network, the Contractor shall be required to take such steps as may be necessary, to ensure that the Contractor's operations so ensure proper progress.

17.3 The above PERT network shall be reviewed and periodic review reports shall be submitted by the Contractor as directed by the engineer.

18.0 **DEMURRAGE AND WHARFAGE ETC.**

18.1 When the materials are despatched to the site stores, with the name of consignee as given by the Owner, demurrage and wharfage and other expenses which may be levied in connection with the materials despatched documents, including delivery documents, or any other reason shall be to the account of the Contractor. It shall be the responsibility of the Contractor to obtain clear railway receipts and other documents as may be necessary to avoid any difficulty while clearing/taking delivery of the materials.

19.0 **PROGRESS REPORT**

19.1 The Contractor shall submit monthly reports to the engineer showing the progress of manufacture and delivery of the equipments/materials and the erection work executed by the Contractor. The Contractor shall also furnish to the engineer such other information as the engineer may require to satisfy himself about the timely manufacture and delivery of the equipments/materials and the erection, testing and commissioning of the works so that the accepted erection programme may be maintained. The Contractor will be responsible for the proper despatch, receipt and storage at the site of all equipments/materials delivered for the purpose of the Contract and also for informing the engineer of the details of the deliveries and delay thereof. Should any equipment and materials be lost or damaged due to improper packing, negligence, handling or transportation by the Owner, the Contractor shall make best efforts to ensure that the replacement is arranged expeditiously at the command may be liable to meet the cost of such

Executive Engineer
M.S.E.T. Co. Ltd.
E.H.V. Project Div., Kolyani

Executive Engineer
T.L. Pretender

20.0 EXTENSION OF TIME LIMIT FOR COMPLETION

20.1 If by reasons of extra or additional work or any natural phenomenon or any cause beyond the control of the Contractor as per Clause as defined in the clause entitled "force majeure", the Contract shall have been delayed or impeded in the completion of the works, whether such delay or impediment occurs before or after the time or extended time fixed for completion, provided that the Contractor shall without delay have given to the Engineer a notice in writing of his claim for an extension of time, the Engineer shall on receipt of such notice grant the Contractor either prospectively or retrospectively such extension of time to be by the Contract for the completion of work as may be justified. The Contractor shall have no other claim against the Owner in respect of delay and disorganisation of the work arising from circumstances here in above mentioned.

21.0 CONTRACT PRICE

21.1 The lumpsum price quoted by the Contractor to be fixed with additions and deletions as may be agreed for the entire scope of the works viz. Design, engineering, inspection of manufacturer's factory site, supply, transportation, receipt and storage at site, erection, testing and commissioning of the works covered under these specifications and documents shall be treated as the Contract price.

21.2.1 a) The Contract price shall include all taxes and duties inclusive of Corporate tax, Income Tax, Excise Duty, VAT/CST, Other levies, Octroi, Octroi/Octroi, Octroi etc. Wherever, and the Owner shall not be liable for payment of any such taxes or duties.

b) For Evaluation of the Tender the total price of Supply & E.R.C. including all Taxes & Duties shall be considered.

c) The LoA will be placed at Rate wise/part price for Supply and E.R.C. including all applicable Taxes & duties.

It may please be noted that the taxes/duties will be reimbursed as submitted by the bidder or as applicable on Ex works price whichever is lower on submission of valid documentary proof.

21.2.2 The price quoted by the bidder shall take into account credit available under the 'Modvat' scheme introduced by G.O.I. vide E.D. 1-3-86. Accordingly, as a result of additional duty set off's as may become available during the currency of Contract on the inputs used for the manufacture of final products on the base of supply under 'Modvat' scheme shall be passed on to the Board and you shall advise the Board for suitable reductions in the prices duly certified by Chartered Accountant.

21.3 The Bidder to furnish separately break-up of the prices of taxes and duties which have considered (but not limited to FOB/ex-works price) in the bid as the prevailing practice.

The Contract price shall not be varied or altered due to change in rates of taxes, duties, approval or licence etc. whatsoever applicable.

The Contract is to be treated as a firm Price Contract. The Contract shall include all applicable taxes, duties, etc. as indicated above. Necessary concessional forms such as 'C' etc. will be issued for this Contract. The prevailing rate of MVAT applicable for power transmission purpose is 5% only.

Executive Engineer
M/S.G.E. Co. Ltd.
E.H.V. Project Dist.Kalyan

Executive Engineer
T.L. Pretender

22.0 **PRICE VARIATION DUE TO VARIATION IN TAXES**

22.1 Variation in Taxes & duties if any will not be payable

22.1.1 Delete

22.1.2 Delete

23.0 **DEDUCTION FROM CONTRACT PRICE**

23.1 All cost, damages or expenses which the Owner may have paid for which under the Contract the Contractor is liable, will be claimed by the Owner. Whenever any claim shall be made by the Owner on the Contractor arising out of or in connection with this Contract or otherwise howsoever, the Owner shall be entitled to withhold and retain from any sum due and payable to the Contractor any amount certified by the Owner as sufficient to cover the amount of the claim. Such withholding and retention shall be made by the Owner on account of such sum as the Owner may consider sufficient to cover any claim of the Owner against the Contractor. Such claim shall be paid by the Contractor to the Owner within fifteen (15) days of the receipt of the intimation in this regard and in default the same may be deducted by the Owner from any sum due or becoming due by him to the Contractor under the Contract or Bank Guarantee furnished by the Contractor or may be recovered by action of law or otherwise, if the Contractor fails to satisfy the Owner of such claims.

24.0 **TERMS OF PAYMENT**

24.1 The payment to the contractor for the performance of the works under the contract shall be made by the owner as per guidelines and conditions specified herein. All payments made during the contract shall be on account payee only. The final payment shall be made on completion of the whole work, as per the contract and on fulfillment by the contractor of all his liabilities under the contract.

24.2 The owner shall make progressive payments as and when they are due as per the payment schedule. Payment shall become due and payable by the owner within 15 days to it the date of receipt of contractor's bills/invoices (duly certified by the Owner), provided the documents submitted with the invoices are complete in all respects.

24.3 Verification for completeness of bills/invoices shall be completed within seven days of receipt of the same from the contractor. In case any discrepancy is noticed, the bills/invoices shall be returned to the Contractor for revision within several days of receipt of the same from Contractor.

24.4 The payment will be made after fulfillment of requirements about indicated in Annexure Schedule enclosed.

24.5 **PAYMENT SCHEDULE**

a) For supply of materials/ equipment

(i) In advance

(ii) 90% of the cost for supply of store items/equipment shall be payable within 45 days against the receipt at site.

(iii) 90% of the cost of supply of materials/equipment shall be payable within 45 days against successful erection.

(iv) The balance 10% of the cost of supply of materials/equipment shall be paid within 45 days upon successful commissioning.

Executive Engineer
M.S.E.T Co.Ltd.
S.H.V. Project Dn., Kalyani

Executive Engineer
TL Pretender

b) For Services (Erection ,Testing and commissioning)

a) **90%** of the Charges towards erection portion completed shall be paid within **45 days** from the date of completion of those works.

b) Balance **10%** of Erection Charges (for the completed works) shall be paid within **45 days after successful commissioning of the works.**

Note: The 45 days period mentioned for payments shall be reckoned from the date of successful clearance of vendor's list of documents or the date whichever is later.

24.5.1 **For Price Variation**
Price variation shall be given on ex-works price mentioned in MSETCL's estimate or bidder's ex-works quoted price whichever is lowest.

The payments of Price Variation claims shall be made within 60 days from the date of submission of claim with relevant documents in support of P.V. claims. The P.V. bill shall be submitted by contractor against each bill and after monthly completion of works. Only certified by engineer-in-charge of works.

24.5.2 All the three payment periods shall commence on the date of submission of the bill duly certified by Engineer-in-charge and accompanied with relevant documents complete in all respect, supporting the claim(s) made.

24.6 **MODE OF PAYMENT**

24.6.1 All payment due to the Contractor shall be paid only by "Account Payee Cheque".

24.6.2 The Contractor shall present every month his invoice for the supply/works done in the preceding month. The invoice(s) for supply/works should be separately submitted. After verification of such invoice by Owner, all items having financial value shall be entered and certified in Owner's Measurement Book by the "Engineer-Incharge" and these certified invoices along with relevant supporting documents complete in all respect shall be presented for payment.

24.6.3 Work is to be measured as per standard procedure. The measurement shall be taken jointly by persons duly authorised on the part of Owner and by the Contractor.

24.6.4 If, at any time due to any reason whatsoever, it becomes necessary to remeasure the work done in full or in part, the expense towards such remeasurement shall be borne by the Contractor.

24.6.5 The Contractor shall bear the expenditure involved in any of the above measurements. The Contractor shall, without extra charges, provide all the assistance with appliances and other things necessary for measurement.

24.6.6 The measurement entered in the measurement books and the bills prepared shall be signed and dated by both the Contracting parties.

24.6.7 The Contractor will be intimated in writing by the engineer the proposed date of measurement. If the Contractor does not turn at the appointed time, the Engineer shall have the powers to proceed by himself to take measurement and the measurement shall be accepted by the Contractor as final.

Executive Engineer
E.H.V. Project Dn.,Kalyan

Executive Engineer
TL Pretender

24.6.8 Passing of measurement as per bills does not amount to acceptance of the completion of the work mentioned. Any left out or [illegible] will be passed at a later date by Engineer.

24.6.9 The Contractor shall be directly responsible for payment of wages to his workmen. A payroll sheet giving all the payments made to the workmen and duly signed by the Contractor's representative should be furnished to Engineer for record purpose every month.

24.6.10 The payment for the works shall be made to the Contractor by the Owner / through funding agency.

25.0 **CONTRACTOR'S DEFAULT**

25.1 If the Contractor shall neglect to execute the work with due diligence and expedition or shall refuse or neglect to comply with any written order given to him in writing by the engineer in connection with the work or shall contravene the provisions of the Contract, the Owner may give notice in writing to the Contractor to make good the failure, neglect or contravention complained. Should the Contractor fail to comply with the notice within thirty(30) days from the date of notice then and in any such case, the Owner shall be at liberty to employ other workmen and forthwith execute such part of the works as the Contractor may have neglected to do or, if the Owner shall think fit, it shall be lawful for him, without prejudice to any other right he may have under the Contract, to take the whole or any part of the Contractor's tools and plant and to employ any other person or persons to complete the works or any part thereof and in that event the Owner shall have recourse to Contractor's security deposit that may have been at the time of such taking in question, with the works without being responsible to the Contractor for any loss or damage that may be occasioned to him thereby and the valuation of the Engineer for the time being shall be conclusive as to whether any and what balance is due to the Contractor on account of the works executed by him under the Contract and the amount of the loss or damage, if any, suffered by the Owner as aforesaid and such balance or amount shall be paid by the Contractor or the Owner, as the case may be. In the event of the Owner taking possession of the works or completing the works, as the case may be, in the event of completing the works or executing a part thereof as aforesaid and exceed the balance due to the Contractor, the Contractor shall pay the excess. The Owner shall have the right to terminate the Contract in case of Contractor's default.

25.2 In no case, such action by the Owner / Executive shall relieve the Contractor of his liability to pay liquidated damages for delay in completion of works as obtained at Clause;

25.3 The termination of the Contract under this clause or otherwise by the Owner shall not entitle the Contractor to reduce the value of the performance guarantee for the time period of the Contract including 60 days of the defect liability period.

In any case, if the Contractor's work period and / or completion is delayed by Contractor and the stipulated time even after the period has been extended by Owner without a writing, the Owner shall have the right to execute the same through any other Agency to avoid the delay in completion of the project. In the above circumstances, the cost of such works shall be recovered through the Awarded Agency at the rate of the actual cost of the work executed with [illegible] Further percentage at the rate of 10% of the above cost shall be levied to the Agency.

Executive Engineer
M.S.E.T. Co. Ltd.
H.V. Project Dn, Kalyan

Executive Engineer
TL Pratender

25.5 Such incidences, execution of clause no. 25.4 if exercised shall (3) times for the project, the contractor shall be debarred from the participation in the future tenders of MSETCL for further three year.

26.0 TERMINATION OF CONTRACT

26.1 The Owner may upon written notice of default to the Contractor, terminate the Contract in the circumstances detailed hereunder:

a) If in the opinion of the Owner the Contractor fails to make delivery of equipments/ completion of work within the time specified in the Contract agreement or within the extended period granted by the Owner;

b) If in the opinion of the Owner, the Contractor fails to comply with any of the other conditions of the contract including technical requirements, statutory provisions etc.

26.2 In the event the Owner terminates the Contract in whole or in part as provided above, the Owner reserves the right to purchase the materials/equipments and get work executed as deemed by the Owner to be similar to the one contracted for, upon such terms and in such manner as the Owner may deem proper and the Contractor shall be liable to the Owner for any additional cost for purchase of such similar materials/equipments or work.

26.3 If the Contract is terminated under the provisions of this clause, the Owner, in addition to any other rights that he may have in terms of the Contract, may require the Contractor to transfer title and deliver to the Owner and in the manner as directed by the Owner:

a) any completed equipments/works

b) Such partially completed equipments, works, drawing, information and Contractor's right in the Contracts as the Contractor has specifically produced or acquired for the performance of such part of the Contract which has been terminated.

26.4 The Owner shall pay to the Contractor the Contract price for the completed equipment delivered to and accepted by the Owner as provided for in the Contract or where no rates are provided for in the Contract, at the rates deemed reasonable by the Owner after deduction by the Owner for the additional expenses incurred by him in getting the balance equipment from agencies other than the Contractor.

26.5 In all such cases where the Contract has been terminated due to Contractor's defaults, the decision of the Owner regarding the reasonability of the price for the parts completed and accepted and for which no rates are available in the Contract shall be final and binding on the Contractor.

Executive Engineer
M.S.E.T. Co. Ltd.
E.H.V. Project Dn., Kalyan

Executive Engineer
TL Pretender

27.0 REJECTION

27.1 In the event any of the equipment supplied/work done by the Contractor is found to be defective in material or workmanship or otherwise not in conformity with the requirements of the Contract even after certification by the Contractor during the guarantee period, the Owner shall have the right to reject part or the whole of the material/work and call upon the Contractor to replace the rejected/work by a new one at his own expense. If the Contractor fails to do so, the Owner may either replace or rectify such defective equipment/work and charge to the Contractor the expenses incurred by the Owner for replacement/rectification. The Contractor is responsible to cover the Owner's cost of attendance for the Owner's Engineers deputed to the Contractor's factory for the inspection.

27.2 In the event the Contractor is unable to replace the rejected material within a reasonable time, the Owner reserves the right to acquire the said material/work at a reduced price considered equitable under the circumstances and the decision of the Owner in regards such reduced price shall be binding on the Contractor.

28.0 DELAYS BY OWNER OR HIS AUTHORISED REPRESENTATIVES

28.1 In case the Contractor's performance is delayed due to any act of omission on part of the Owner or his authorised representative, then the Contractor shall be given due extension of time for the completion of the work. The extent of such extension on the part of the Owner for such delay in the Contractor's performance of his work.

28.2 The Contractor's claims of extension of time for completion of work on this ground shall apply in writing to the engineer at least 90 days to sixty days before the expiry of the stipulated period of completion. Reasonable considerations or otherwise of the extension of time the decision of the Engineer shall be final.

29.0 MODIFICATION & RECTIFICATION

29.1 The modification, rectification, rework, redesigning to change, any work done or change the existing work to the desired one and also the work that is to be done, as are needed due to any change in or deviation from the drawings and design of equipment, operation/maintenance requirement, misalignment, transit damages and other minor works which are not very specifically indicated in the drawings, but are found essential for satisfactory completion of the work, it is considered to be done, no extra charges shall be paid to the Contractor.

29.2 For the above work, any material and components required will also have to be arranged by the Contractor at his cost.

29.3 All the above type of work shall preferably be carried out by accurate personnel. Direct access to the working positions for the work required to be carried out for detection of progress should be ensured during execution of the Contractor shall be responsible for satisfactory Contract period for carrying out the rework.

30.0 COMPLETION OF CONTRACT

30.1 Unless otherwise terminated prior to the provisions of any other relevant clause, the Contract shall be deemed to have been completed at the expiration of the guarantee period as provided for under the clause 26.0 and "Guarantee" upon release of last payment to the Contractor by the Owner, whichever is later.

31.0 CO-ORDINATION MEETINGS

31.1 Co-ordination meetings between the Engineer and the Contractor may be held once every month at the discretion of the Engineer to review the work progress.

Executive Engineer
M.S.E.T. Co. Ltd.
E.H.V. Project Dn. Kalyan

Executive Engineer
M.S.E.T. Co. Ltd.
T. Pratapdar

31.2 The Contractor will also be called upon to attend to design co-ordination meetings with the Engineer, other Contractors and consultants of the Owner during the period of Contract. The Contractor shall attend all such meetings at his own cost as and when required and fully co-operate with the Engineer/Owner and other agency involved during these discussions.

32.0 **FORCE MAJEURE**

32.1 The following causes which substantially affect the performance of the Contract shall only be considered as force majeure conditions.

a) Natural phenomenon, including but not limited to floods, droughts, earthquakes or epidemics.

b) Acts of any Government domestic or foreign, including but not limited to war, declared or undeclared, priorities, embargoes.

Provided the party affected by the 'Force Majeure' shall within fifteen (15) days of the occurrence of such a cause, notify the other party in writing of such cause with sufficient documentary proof.

32.2 Notwithstanding any provision under clause 32.1, the Owner shall not in any way be liable for non-performance either in whole or in part of any Contract or for any delay in performance hereof in consequence of strikes, shortages of labour or workmen's lockout, breakdown or accident to machinery or accidents of whatever nature. Failure on the part of the railways to supply sufficient wagons to carry essential raw materials etc. and finished products from the works etc. These causes shall not be treated as 'Force Majeure' and subject to the provisions and stipulation made in clause of liquidated damages for late delivery.

32.3 The Contractor or the Owner shall not be liable for delays in performing their respective obligations resulting from any force majeure causes as defined above. The date of completion will be extended by a reasonable time by mutual agreement.

32.4 In case of damage or destruction of any property or equipment belonging to the Contractor due to force majeure causes, the Owner shall not be liable for the same.

32.5 The Owner shall have the right to inform the Contractor not to ship any part of the equipment due to weather or any other reasonable cause and in all such cases the Contractor shall on hold shipment of such parts without any extra charge for storage for a reasonable time.

33.0 **ARBITRATION**

33.1 The matters to be determined by the Chief Engineer.

33.2 All disputes and differences of any kind whatsoever arising out of or in connection with the contract whether during the progress of the work or after its completion and whether before or after the determination of the contract, shall be referred by the parties to the C.E. and M.D. (Owner) within 120 days after receipt of the notification of completion work and will be binding on all parties to the contract in writing.

Executive Engineer
M.S.E.T.Co. Ltd.
E.H.V. Project Division

Executive Engineer
TL Patrolder

25.3 Demand for arbitration

In the event of any dispute or difference between the parties hereto as to the construction or operation of this contract or the respective rights and liabilities of the parties on any matters in question, the dispute or difference on any account or as to the withholding by MSETCL of any certificate to which the contractor may claim to be entitled to or if MSETCL fails to make a decision (within 120 days) then and in any such case, the Contractor within 120 days after receipt of such decision (180 days) of the happening of the event failing which such decision, shall be deemed to have been final, shall demand in writing that the dispute or difference be referred to arbitration. Such demand for arbitration shall specify the matters which are in dispute or difference to be referred to arbitration.

25.4 The demand for arbitration shall specify the matters which are in dispute or difference to be referred to arbitration. Only such disputes or differences in respect of which the demand has been made, together with counter-claims or set off, shall be referred to arbitration and other matters shall not be included in the reference.

a) The arbitration proceedings shall be deemed to have commenced from the day a written and valid demand for arbitration is received by the MSETCL.

b) The claimant shall submit his claim stating the facts supporting the claim, along with all relevant documents and the relief or remedy sought against each claim, within a period of 30 days from the date of appointment of the Arbitration Tribunal.

c) The MSETCL shall submit its defence statement and counter claim (if any), within a period of 30 days of receipt of copy of claims from the Tribunal thereafter, unless otherwise stipulated by the Tribunal.

d) No new claim shall be added during the course of arbitration by either party. However, a party may amend or supplement the original claim or defence thereof during the course of arbitration proceedings subject to acceptance by the Tribunal having due regard to the delay in making it.

e) If the contractor does not prefer his claim in writing and lead claims in writing within a period of 30 days of receipt of the intimation from the MSETCL that the Final bill is ready for payment, he will be deemed to have waived his claim and the MSETCL shall be discharged and released of all liabilities under contract in respect of these claims.

25.5 Obligation during pendency of Arbitration

Executive Engineer
M.S.E.T. Co. Ltd
E.H.V. Project Div., Kalyan

Executive Engineer
H. Pratemner

33.7.1 Work under the contract shall unless otherwise directed by the Engineer, continue during the arbitration proceedings and no payments due or payable the MSETCL shall be withheld on account of such proceedings, provided, however it shall be open to the arbitral tribunal to consider and decide whether or not such works should be carried out during arbitration proceedings.

a) In cases where the total value of all claims in question added together does not exceed Rs.1,00,00,000/- (Rupees One Crore) the Arbitral Tribunal shall consist of a Sole Arbitrator who shall be either not below the rank of Chief Engineer of the Government or equivalent to CE, or a retired officer of the Government or equivalent to CE, or a retired officer of the Central Government not below the rank of Hon. Judge, nominated by the Chairman of the MSETCL or his duly authorized. The sole Arbitrator shall be appointed within 60 days from the day when a written and valid demand for arbitration is received by the MSETCL.

Executive Engineer
M.S.E.T Co. Ltd.
E.H.V. Project Dn.,Kalyan

Executive Engineer
EL Protection

b) In cases where the value of the claim exceeds Rs. 1,00,00,000/- (Rupees One Crore) or claims in Arbitral Tribunal shall consist of a panel of 3 serving or retired Chief Engineers of MSETCL / MSEDCL / GoM or a retired officer retired not below the rank of Dist. Judge as the Arbitrators. For this purpose, the MSETCL will post a panel of more than 5 names of arbitrators who may be either serving or retired Govt. officials / judicial officer retired not below the rank of Dist. Judge to the contractor who will be asked to suggest to the Chairman at least 3 names for appointment as contractor's nominee. The Chairman shall appoint at least one of the contractor's nominee. The Chairman of MSETCL will also appoint the third arbitrator either from the panel or from outside the panel. Further above both the arbitrators appointed by the respective parties but appoint the third arbitrator shall act as presiding arbitrator. While nominating arbitrators, it will be necessary to consider that one of them is a technical person.

c) If one or more arbitrators appointed as above refuses to act as arbitrator, withdraws from his office as arbitrator or vacates his/their office/offices or is/are unable or unwilling to perform his functions as arbitrator for any reason whatsoever or dies or in the opinion of the Managing Director fails to act without undue delay, the Managing Director shall appoint new arbitrator to act in his/their place in the same manner as what the earlier arbitrator had been appointed. Such reconstituted Tribunal may, at its discretion proceed with the reference from the stage at which it was left by the previous arbitrators.

d) The arbitral shall have powers to call or seek evidence by way of affidavits or otherwise as the Arbitral Tribunal shall think proper and to fix such day or days as may be necessary for the purpose and may make such orders as may be necessary to enable the Arbitral Tribunal to make the award without undue delay.

e) While appointing arbitrator(s) as above, the case shall be referred to the arbitrator(s) only after giving an opportunity to deal with the matters to which the contract relates or which in the course of his / their duties as MSETCL's employee expressed views on all or any of the matters under dispute or differences. The proceedings of the Arbitral Tribunal or the award made by such Tribunal will, however not be invalid merely for the reason that one or more arbitrators had in the course of his service opportunity to deal with the matters to which the contract relates or had in the course of his duties as MSETCL's employee expressed views on all or any of the matters under dispute.

Executive Engineer
M.S.E.T.Co.Ltd.
E.H.V. Project Div.,Kalyan

f) Arbitral award shall state reasons upon which it is based.

g) A party may apply for corrections of any computational errors, any typographical or clerical errors or any other error of the like nature occurring in the award and for interpretation of specific points of award to tribunal within 30 days of receipt of the award.

Executive Engineer
TL Pretender

h) A party may apply to Tribunal within 30 days of receipt of award to make an additional award as to claims presented in the arbitral proceedings, but omitted from the arbitral award.

i) In case of the Tribunal comprising of three members any ruling or award shall be made by a majority of members of Tribunal. In the absence of such a majority, the views of the Presiding Arbitrator shall prevail.

j) Where the arbitral award is for payment of money, no interest shall be payable on the whole or any part of the money for any period till the date on which the award is made. The arbitrator shall have full power to review and/or revise any decision, opinion, directions, certification or valuation of the Engineer in connection with the Contract, and neither party shall be limited to the proceedings before the arbitrators to the evidence or arguments put before the Engineer for the purpose of obtaining the said decision.

k) The cost of the arbitration shall be borne equally by the respective parties. The cost shall inter-alia include fees of the arbitrators as per the rates fixed by the MSETCL from time to time. Provided that the fees payable per arbitrator for claims up to Rs.One Crore, shall not exceed Rs.20000/- per sitting subject to a maximum of Rs.25,000/- and the fees payable per arbitrator for claims over Rs.One Crore, shall not exceed Rs.30000/- per sitting subject to a maximum of Rs.50,000/-. Provided further that the arbitrators who are in service of Govt./MSEB shall draw fees at half of the rates mentioned above.

l) MSETCL shall maintain a list of arbitrators. The Managing Director shall have full powers to delete or add the name of the Arbitrators in the list or to make amendments to the said list as per his discretion.

m) The arbitral proceedings should be completed and the award be made within one year from the date of appointment of arbitrators.

n) Subject to the provisions as aforesaid, Arbitration Act, 1996 and the rules there under, and any statutory notification thereof shall apply to the arbitration proceedings under this clause.

34.0 SUSPENSION OF WORK

The Contractor shall, on the written order of the Engineer, suspend the progress of works or any part thereof for such time or times and in such manner as the Engineer may consider necessary and shall, during such suspension, properly protect and secure the work so far as is necessary in the opinion of the Engineer. If such suspension is due to any default on the part of the Contractor the time for completion of the works shall be extended for a period of corresponding to the duration of the suspension of works.

Executive Engineer
M.S.E.T. Co. Ltd.
E.H.V. Project Dn., Kalyan

Executive Engineer
TL Pratender

15.0 **TERMINATION OF CONTRACT ON OWNER'S INITIATIVE**

15.1 The owner reserves the right to terminate the contract either in part or in full by written notice from the owner under clause 'Contractor's Default'. The owner shall issue at least fifteen (15) days notice in writing to the contractor of his decision to do so.

15.2 The contractor upon receipt of such notice shall discontinue the work on the date and to the extent specified in the notice, make all reasonable efforts to obtain cancellation of all orders and contracts to the extent they are related to the work terminated and place no further orders or contracts for materials, services or facilities except as may be necessary to complete such portion of the work not terminated and assist the Owner in case of insurance protection and disposition of the works executed under the Contract by the Owner.

15.3 In the event of such a termination, the Contractor shall be paid reasonable compensation decided by the circumstances prevalent at the time of termination.

16.0 **POWER TO VARY OR OMIT WORK**

16.1 No alterations, amendments, omissions, suspensions or variations (hereinafter referred to as "Variation") of the works under the Contract as detailed in the Contract Documents shall be made by the Contractor except as directed in writing by the Engineer, but the engineer shall have full power subject to the provisions hereinafter contained from time to time during the execution of the Contract, by notice in writing to instruct the Contractor to make such variation without prejudice to the Contract. The Contractor shall carry out such variation and be bound by the same conditions as far as applicable as though the said variations occurred in the Contract documents. If any suggested variation would, in the opinion of the Contractor, if carried out, prevent him from fulfilling any of his obligations or guarantees under the Contract, he shall notify the Engineer thereof in writing and the Engineer shall decide forthwith whether or not the same shall be carried out and if the engineer confirms his instructions, Contractor's obligations and guarantees shall be modified to such an extent as may be mutually agreed. Any agreed difference in cost occasioned by any such variation shall be added to or deducted from the Contract price as the case may be.

16.2 In the event of the Engineer requiring any variation, such reasonable and proper notice shall be given to the Contractor to enable him to make his arrangement accordingly, and in cases where any work does require to be altered, a reasonable and agreed sum in respect thereof shall be paid to the Contractor.

16.3 In any case in which the Contractor has received instructions from the Engineer as to the requirements of carrying out the altered or additional substantial work which either then or later on will, in the opinion of the Contractor, involve a claim for additional payment, the Contractor shall immediately and in any case before the expiry of fifteen (15) days after receipt of the instructions, afterwards and before carrying out the alteration, advise the Engineer to that effect. But the engineer shall not become liable for the payment of any charges in respect of any such variations, unless the Contractor has obtained instructions for the performance of the same as confirmed in writing by the Engineer.

16.4 If any variation of the works results in reduction of Contract price, the parties shall agree in writing as to the extent of any change in the price.

16.5 In all the above cases, in the event of a disagreement between the Engineer and the Contractor, the decision of the Engineer shall prevail.

Executive Engineer
M.S.E.T. Co Ltd.
E.H.V. Project Dn., Kalwa

Executive Engineer
M.S.E.T. Co Ltd.
E.H.V. Project Dn., Kalwa

36.6 Notwithstanding anything stated above in this clause, the Engineer shall have the full power to instruct the Contractor, in writing during the execution of the Contract, to vary the quantities of the items or groups of items. The Contractor shall carry out such variations and be bound by the same conditions as though the said variations occurred in the Contract Documents.

37.0 **ENFORCEMENT OF TERMS**

37.1 The failure of either party to enforce at any time any of the provisions of this Contract or any rights in respect thereto or to exercise any option herein provided shall in no way be construed to be a waiver of such provisions, rights or options in any way to affect the validity of the Contract. The exercise by either party of any of its rights herein shall not preclude or prejudice either party from exercising the same or any other right it may have under the Contract.

38.0 **ACCESS TO SITE AND WORKS ON SITE**

38.1 The works shall be carried out at such times as the Owner may approve and the Owner shall give the Contractor facilities as brought out in the Contract for carrying out the works.

38.2 In the execution of the works, no persons other than the Contractor or his duly appointed representative, sub-Contractor and workmen, shall be allowed to do work on the site, except with the special permission, in writing, of the Engineer or his representative.

39.0 **LINES AND GRADES**

39.1 All the works shall be performed to the lines, grades and elevations indicated on the drawings. The Contractor shall be responsible to locate and layout the work. Basic horizontal and vertical control points will be established and marked by the Engineer at site at suitable points. These points shall be used as datum for the work under the Contract. The Contractor shall inform the Engineer well in advance of the times and places at which he wishes to do work in the area allotted to him, so that sufficient datum points may be established and checked by the Engineer to enable the Contractor to proceed with his work. Any work done without being properly located may be removed and/or dismantled by the Engineer at Contractor's expense.

39.2 If any time during the progress of work any error shall appear or arise in the position, levels, dimension or alignment of any part of the work, the Contractor on being required to do so by the Engineer or Engineer's representative shall, at his expense, rectify such error.

39.3 The Contractor shall carefully protect and preserve all bench marks, reference points, pegs and other things used in setting out, covering any part of the works.

40.0 **CONTRACTOR'S MATERIAL BROUGHT TO SITE**

40.1 The Ownership of Contractor's all goods, tools and plants shall, from time to time during being brought to site, vest in the Owner, and these may be used for the purpose of the works and shall not on any account be removed or taken away by the Contractor from the site without the written permission of the Engineer. The Contractor shall nevertheless be solely liable and responsible for any loss or damage to the same.

Executive Engineer
M/s E.T. Co. Ltd.
E.H.V. Project Dr. Kolgaon

Executive Engineer
TL Pretender

10.4 The Owner shall have a lien on such goods for any sum or sums which may at any time be due or owing to him by the Contractor, under or in respect of or by reason of the Contract. After giving a fifteen (15) days notice in writing of his intention to do so, the Owner shall be at liberty to sell and dispose of any such goods, in such manner as he shall think fit including public auction or private treaty and to apply the proceeds in or towards the satisfaction of such sum or sums due or allowed.

10.5 After the completion of the works, the Contractor shall remove from the site on the direction of the engineer the parts of such construction equipment, stores, tools and tackles, etc. which the works permanent site foreman (Owner's Order) may not require and maintain within fifteen (15) days of issue of a notice by the Engineer to do so, then the Engineer shall have the liberty to dispose of such unwanted materials and credit the proceeds/prorate to the account of the Contractor after deducting reasonable expenses incurred by the Engineer for such disposal.

11.0 CO-OPERATION WITH OTHER CONTRACTORS AND OWNER

11.1 The Contractor shall co-operate with all other Contractors or tradesmen of the Owner, who may be performing other works on behalf of the Owner and the workmen who may be employed by the Owner in the vicinity of the works under the Contract. The Contractor shall also so arrange to perform his work as to minimize, to the satisfaction of the Engineer, interference with the work of other Contractors and the employees. Any injury or damage that may be sustained by the employees of the other Contractors and the Owner, due to the Contractor's work shall promptly be made good at his own expense. The Engineer shall determine the resolution for any difference or conflict that may arise between the Contractor and other Contractors or between the Contractor and the workmen of the Owner in regard to their work. If the work of Contractor is delayed because of any non-performance on the part of another Contractor the Contractor shall have no claim against the Owner save that an extension of time for completing his works

11.2 The Engineer shall be notified promptly by the Contractor of any defects in other Contractor's works that could affect the Contractor's works. The Engineer shall determine the corrective measures, if any, required to rectify this situation, and inspection of the works and such decisions by the Engineer shall be binding on the Contractor

12.0 WORK TO BE OPEN TO INSPECTION AND CONTRACTOR OR RESPONSIBLE AGENT TO BE PRESENT

All work under or in course of execution or executed in pursuance of the Contract shall at all times be open to the inspection and supervision of the Engineer and the Contractor shall at all times during the usual working hours and at all other times for which reasonable notice of the intention of the Engineer to visit the works shall have been given to the Contractor, either himself be present to receive orders and instructions or have a responsible agent duly accredited in writing, present for that purpose. Orders given to the Contractor's duly authorised agent shall be considered to have the same force and effect as if those had been given to the Contractor himself.

Executive Engineer
M.S.E.T.C.L.Ltd.
E.H.V. Project DIVISION

Executive Engineer
TL Pretender

43.0 NOTICE TO BE GIVEN BEFORE WORK IS COVERED UP

The Contractor shall give not less than seven days notice in writing to the Engineer before covering up or otherwise placing beyond the reach of measurement any work in order that the same may be measured and correct dimensions thereof taken. In case the Contractor covers up the work without such notice the Engineer reserves the right to get the same uncovered at the risk and expense of the Contractor.

44.0 REMEDY OF DEFECTS

If at any time before the works are finally taken over by the Owner, the Engineer finds-

a) decide that any work done or plant supplied or materials used by the Contractor or any sub-Contractor are defective or not in accordance with the Contract or that the works or any portion thereof are defective or do not fulfill the requirements of the Contract (all such matters being hereinafter in this clause called "defects") and

b) as soon as reasonably practicable give to the Contractor notice in writing of the said decision specifying particulars of the defects alleged and/or where the same are alleged to exist or to have occurred and

c) so far as may be necessary, place the works at the Contractor's disposal

then the Contractor shall with all speed and at his own expense make good the defects so specified. In case the Contractor shall fail so to do, the Owner may take, at the cost of the Contractor such steps as may in all circumstances be reasonable to make good such defects. All plant provided by the Contractor to replace defective plant shall comply with the Contract. The Contractor shall be entitled to remove and retain all plant that the Owner may have replaced at the Contractor's cost. In case of failure of the Contractor to remove the replaced parts within a reasonable time, the Owner reserves the right to take further action for its disposal in any manner as deemed fit. Such action shall in no way limit the liability and responsibility of the Contractor for removal of such parts. However, the Owner shall give reasonable time to the Contractor before such action is taken.

45.0 EMPLOYMENT OF LABOUR

45.1 The Contractor will be expected to employ on the work only fair type of skilled employees with experience of this particular work. No person below the age of eighteen years shall be employed.

45.2 All travelling expenses including provision of all necessary transport to and from site, lodging allowances and other payments to the Contractor's employees shall be the sole responsibility of the Contractor. The Contractor shall arrange at his own cost, the accommodation for his labour and other supervisory staff.

45.3 The Contractor's employees shall wear identity cards issued by the Owner.

45.4 In case the Owner becomes liable to pay any wages or dues to the labour or to any Government agency under any of the provisions of the Minimum Wages Act, Workmen Compensation Act, Contract Labour Regulation Abolition Act or any other law due to act or omission of the Contractor, the Owner may make such payments and shall recover the same from the Contractor's bill.

45.5 As far as possible, unskilled workers shall be employed from the locality where the work is being executed.

Executive Engineer
M.S.E.T. Co. Ltd.
E.H.V. Project Dn.,Kalyan

Executive Engineer
EL Pratiender

45.8 The Contractor shall at all times during the continuance of this Contract, in all his dealings with local labour for the time being employed on or in connection with the work, have due regard to all local festivals and religious and other customs. The Contractor will fully comply with all the provisions of labour, civil and other state and central laws, statutory rules, regulations etc. In case of his non-compliance with any provision under the laws, the Contractor will indemnify the Owner from and against all liabilities, damages, penalties, demand etc.

45.9 The Contractor, in the event of his engaging 20 or more workmen for the purpose, shall obtain independent licence under the Contract Labour (Regulation and Abolition) Act, from the concerned State Labour Authorities.

45.10 No idle labour charges will be admissible in the event of any of place unfit for the work resulting in Contractor's labour being rendered idle due to any cause at any time.

45.11 The Contractor shall fulfil all his obligations in respect of accommodation and other proper medical facilities for the personnel employed by him.

45.12 The Contractor shall submit to the Engineer, on the first day of every month, a manpower schedule for the month indicating the number of manpower, skilled or otherwise proposed to be employed by him for the works. Should the Engineer be of the opinion that the list needs modification to ensure completion of the submitted work in time and in a professional manner, the Contractor shall, at his own discretion, rearrange the manpower to be employed at site.

46.0 DISCIPLINE OF WORKMEN

The Contractor shall adhere to the disciplinary procedure set by the Engineer in respect of all employees and workmen at site. The Engineer shall, at liberty, be subject to the provisions of any representation or employee of the Contractor who in the opinion of the Engineer has misconducted himself or is incompetent or negligent or otherwise undesirable. The Contractor shall forthwith remove such person from site and provide in his place a competent replacement.

47.0 DISORDERLY CONDUCT, ETC.

The Contractor shall at all time take all reasonable precautions to prevent any unlawful, riotous or disorderly conduct by or amongst his employees and for the preservation of peace and protection of persons and property in the neighbourhood of the works.

48.0 CLEANLINESS

48.1 The Contractor shall be responsible for keeping the entire area allotted to him clean and free from rubbish, debris etc. during the period of Contract. The Contractor shall employ enough number of special personnel to clear regularly from his work areas atleast once in a day. All such rubbish and scrap material shall be stacked or disposed of in a place to be identified by the Engineer. Materials and stores shall be so arranged to permit easy cleaning of the area. In areas where equipment might drip oil, the Contractor shall arrange to lay floor suitable protective layer of sand, timber or such other material that shall be prevailed to protect the floor from such damage.

Similarly, the labour colony, the offices and the residential area of the Contractor's employees and workmen shall be kept clean and neat to the entire satisfaction of the Engineer. Proper sanitary arrangements shall be provided by the Contractor in the work areas, offices and residential areas of the Contractor.

Executive Engineer
M.S.E.T. Co. Ltd.
E.H.V Project Dn, Kalyan

Engineer
TL Bidder

48.3 On the completion of the works, the Contractor shall clear away and remove from the site all Contractor's equipments, surplus materials, rubbish and temporary works of every kind and leave the whole of the site and works clean and in a workman like condition to the satisfaction of the Engineer

49.0 **FIRST AID**

The Contractor shall provide necessary first aid facilities for all his employees, representatives and workmen working at the site. Enough number of Contractor's personnel shall be trained in administering first aid.

50.0 **SECURITY**

The Contractor shall have total responsibility for all equipments and materials in his custody stored, loose, near accessible valves erected by him or else. The Contractor shall make suitable security arrangements to ensure the protection of all materials, equipment and works from theft, pilferage and any other damages and loss. All materials of the Contractor shall enter and leave the work site only with the written permission of the Engineer in the prescribed manner. It shall be the responsibility of the Contractor to arrange for security till the works are finally taken over by the Engineer.

51.0 **UNFAVOURABLE WORKING CONDITIONS**

The Contractor shall confine all his field operations to those works which can be performed without subjecting the equipment and materials to adverse effects, during inclement weather conditions like monsoon, storms, etc. and during other unfavourable construction conditions. No field activities shall be performed by the Contractor under conditions which could adversely affect the quality and efficiency thereof, unless special precautions or measures are taken by the Contractor in a proper and satisfactory manner in the performance of such works and with the approval of the engineer. Such unfavourable construction conditions will in no way relieve the Contractor of his responsibility to perform the works as per the Schedule.

52.0 **WORKS & SAFETY REGULATIONS**

52.1 The Contractor shall ensure the safety of all the workmen, materials and equipment and other belonging to him or to others working at site.

52.2 The Contractor will notify the engineer of his intention to bring on to site any equipment or any container, with liquid or gaseous fuel or other substance which may cause hazard. The Engineer shall have the right to prescribe the conditions on to which such equipment or container may be handled and used during the performance of the works and the Contractor shall strictly adhere to such instructions. The Engineer shall have the right to inspect any construction plant and to forbid its use, if in his opinion it is unsafe. No claim due to such prohibition shall be entertained by the Owner.

52.3 The Contractor shall be responsible for provision of all safety devices and safety equipments required both by the relevant legislation and the Engineer as he may deem necessary.

Executive Engineer
M.S.E.T. Co. Ltd.
E.H.V. Project Dn., Kalyan

Executive Engineer
T.L. Pretender

POWER PROJECTS (P) LTD. PUNE

52.4 All safety rules and codes applied by the Owner at site shall be observed by the Contractor without exception. The Contractor shall be responsible for the safety of his equipment/material and work to be performed by him. The Contractor shall also take such additional precautions as may be dictated from time to time by the engineer with a view to prevent pilferage, accidents, fire hazards and the preparations shall be taken against fire hazards and incomplete conditions. Suitable number of Guard staff, watch & ward, store keepers to take care of equipment, material and construction tools and jackets shall be provided at site by the Contractor till the completion of the work under this Contract.

52.5 The Contractor shall arrange for such safety devices as are necessary for each type of work and carry out the requisite tests or installations as directed by the Engineer as per prescribed standards and practice.

53.0 ELECTRICAL SAFETY REGULATIONS

53.1 No work shall be carried out on any live equipment. The equipment must be made safe by the Engineer and a permit to work issued before any work is carried out.

53.2 The Contractor shall employ the necessary number of qualified, full-time electricians to maintain his temporary electrical installation, wherever necessary.

54.0 INSURANCE

54.1 The Contractor at his cost shall arrange, secure and maintain comprehensive insurance as may be necessary and for all such amounts to protect his interest and the interest of the Owner, against all risks. Any loss or damage to the equipment, during supply, handling, transporting, storage and erection, till such time the plant is taken over by the Owner shall be to the account of the Contractor. The Contractor shall be responsible for lodging of all claims and make good for the damage or loss by way of repairs and/or replacement of the portion of the works damaged or lost. The transfer of title shall not in any way relieve the Contractor of the above responsibilities during the period of the Contract.

All the insurance cover shall be procured by the contractor from Director of Insurance, Govt. Insurance Fund, Govt. of Maharashtra, Old Custom House, 2nd, Rural Floor, Dundas (East), Mumbai- 400 001 under direct notice to Oriental Insurance Co. Ltd. (OICL) as co-insurance cum servicing fees in the ratio of 40:60 to Govt. Insurance Fund @ 40% and OICL (+) @ 60% each subject inter-alia through the following designated offices :

1) Mumbai – D.O. Johnson Plaza, 301, S.V.R. Rd, Khar (W), Mumbai- 400 052, phone no. 022-2388 6910,

2) Pune – D.O. II, Gayatri Sadan, 2nd, Apaydag, [illegible], Tilak Rd, Pune- 411 030, phone no. 020-2447 1084,

3) Nashik – D.O., Bhandi Centre, Room [illegible] Sharanpur Road, Nashik- 422 002, phone no. 0253-2576 331,

4) Nanded – D.O. Sachkhanda Chambers, Bhagat Singh, Station Road, Nanded- 431 601, phone no. 02462-253?.

Executive Engineer
M.S.E.T. Co. Ltd.
E.H.V. Project Div, Kalyan

Executive Engineer
T.L. Pretender

5) Karad- B.O., 50, Super Market, Near Mahila Hospital, Shanivar Peth, Karad, phone no. 02164-251126,

6) Aurangabad – 2.O. I, H No.8876, V.P.No.506, V.P.Chowk, Aurangabad-431 005, phone no. 0240- 2334176 and

7) Nagpur- B.O.-III, Medical College Square, Opp. Mohin Petrol Pump, Nagpur-440 009, phone no. 071 – 274 4691

The Nodal Officer, MSETCL should ensure that all the mentioned policies are obtained as above and copy of it is submitted to him accordingly. As per the directions of Govt. of Maharashtra letter no. MMP1009/pankra 39/04/ W-26, dtd. 16.05.2019, it is to be noted that in case the aforesaid directives are not followed by the contractor, the concerned authority of MSETCL shall recover 1% of contract value and deposit same with Director of Insurance , Govt. of Maharashtra , Mumbai by cheque/DD with complete details of contract.

55.0 **INDEMNIFICATION OF OWNER**

The Contractor shall insure all his personnel, tools and plants, etc. and shall also take a third party liability cover to indemnify the Owner of all liabilities which may arise or come up due to any act or omission on the part of Contractor and cause harm/damage to other Contractors/representatives of Owner or all or anybody rendering service to the Owner or in connection with Owner's work in any manner whatsoever.

The Contractor shall unconditionally indemnify the Owner in all these respects and the indemnification and insurance policy shall be to the approval of Engineer.

The recommended value for the third party insurance policy to be taken by the Contractor are as follows:

a) Maximum liability for injury to any person Rs. 5,00,000/-

b) Maximum liability for any one accident Rs. 10,00,000/-

c) Maximum liability for total number of accidents during the Contract period ... Rs. 50,00,000/-

If the risk liability in excess Rs. 10/- lakhs prior to completion of the work then the Contractor shall arrange to renew the policy for the same amount to cover the balance completion period. However, irrespective of the value of the policy, the Contractor shall indemnify the Owner for all liabilities.

56.0 **WORKMEN'S COMPENSATION INSURANCE**

This insurance shall protect the Contractor against all claims applicable under the Workmen's compensation Act 1948 or any amendment thereof. This policy shall also cover the Contractor's liabilities for injury, disability, disease or death of his employees/Contractor's employees, which for any reason are not covered under the Workmen's Compensation Act 1948. The liabilities shall not be less than Workmen's Compensation or statutory provisions.

COMPREHENSIVE AUTOMOBILE INSURANCE

This insurance shall be such a form to protect the Contractor against all claims for injuries, disabilities, disease and death to members of public including the Owner's men and damage to the property of others arising from the use of motor vehicles during, and after the completion, irrespective of the Ownership of such vehicles.

Executive Engineer
... Co. Ltd.
E.H.V. ... Kalyan

Executive Engineer
TL Pretender

58.0 COMPREHENSIVE GENERAL LIABILITY INSURANCE

58.1 The Contractor shall protect the Contractor against all claims arising from injuries, disturbance, disease or death of members of public or damage to property of others, due to any act or omission on the part of the Contractor, his agents, his employees, his representatives and sub-Contractors or from accidents and civil commotion. This insurance shall also cover all the liabilities of the Contractor arising out of the clause entitled "Defence of Suits".

58.2 The insurance to be covered will pertain to all the works under the Contract and cover the Contractor, his sub-Contractors, his agents and his employees have to pay as such person to the Contract.

58.3 The above are only illustrative list of insurance to be executed required and it will be the responsibility of the Contractor to maintain all insurance / guarantee coverage to the extent both in time and amount to take care of all the liabilities either direct or indirect.

59.0 GUARANTEE/WARRANTY

59.1 The Contractor shall warranty that the equipment/materials will be new and in accordance with the Contract documents and will be free from defects in material and workmanship for a period of two years from the date of final acceptance of the works by the Owner. Any defect developed due to defective materials and/or workmanship during testing and commissioning of the equipments or during the guarantee period of two years from the date of final acceptance of work by the Owner, shall be rectified or made good by the Contractor at his own cost. The Contractor's liability shall be limited to repair/replacement of any defective part in the equipment of his own manufacture or those of his sub-Contractor and arising from faulty design, material and/or workmanship. All costs for the repair and/or replacement of defective parts and/or dismantling, re-erection, supply, transportation, etc. shall be to the account of the Contractor.

59.2 No repairs or replacement shall ordinarily be carried out by the Engineer when the plant is under supervision of Contractor's supervisory engineers. In the event of emergency, where in the judgement of the Engineer delay would cause serious loss or damage, repairs or adjustment may be made by the Engineer or a third party chosen by the engineer without advance notice to the Contractor and the cost of such work shall be paid by the Contractor. In the event the cost of such person is taken by the engineer, the Contractor will be notified accordingly and he shall assist wherever possible in making the necessary corrections. The Purchaser relieves the Contractor's liability under the terms and conditions of the Contract.

59.3 If it becomes necessary for the Contractor to replace or renew any defective portion of the plant under this clause, the provision of this clause shall apply to the portion of the plant so replaced or renewed until the expiry of two year from the date of such replacement or renewal.

59.4 The acceptance of the works by the engineer shall in no way relieve the Contractor of his obligation under this clause.

Executive Engineer
M.S.E.T. Co. Ltd.
M.S.E.T. Project Div. Kalyan

Executive Engineer
TL Pretender

59.5 If at any time during the guarantee period, it shall appear to the engineer that any work has been executed with unsound, imperfect or unskillful workmanship or with materials of inferior quality or that any materials or articles provided by him for the execution of the work thereof or of a quality inferior to that Contracted for or are otherwise not in accordance with the Contract, it shall be lawful for engineer, notwithstanding the fact that the work or materials or articles complained of may have been inadvertently passed, certified and paid for the Contractor shall be found forthwith to rectify, to remove and reconstruct the work as specified in whole or in part, as the engineer may require or, if so required, to remove the materials or articles so specified and provide other proper and suitable materials or articles at his own charge and cost.

59.6 In the event of the Contractor failing to remove the defect within the time specified by the engineer, the Owner may proceed to undertake the removal of such defect at the Contractor's risk and expense, without prejudice to any other rights and recover the same from performance bank guarantee/other dues.

59.7 The Contractor shall promptly provide adequate staff at site during the guarantee period to attend to defects, if any.

60.0 **BANKRUPTCY**

If the Contractor shall become bankrupt or insolvent, or have a receiving order made against him, or compound with his creditors, or being a company go into voluntary winding up (except for the purpose of amalgamation or reconstruction) or carry on its business under a receiver for the benefit of its creditors or any of them, the Owner shall be at liberty to terminate the Contract forthwith by notice in writing to the Contractor or to the receiver or liquidator or to any person in the option of carrying out the Contract subject to the provision a guarantee for the due and faithful performance of the Contract upto an amount to be agreed.

61.0 **NOTICES**

61.1 Any notice to be given to the Contractor under the terms of the Contract shall be served by sending the same by registered post or leaving the same at the Contractor's principal place of business or in the event of the Contractor being a company or an incorporated effect.

61.2 Any notice to be given to the Owner under the terms of the Contract shall be served by sending the same by registered post at the owner's address.

62.0 **DUTIES CONFIDENTIAL**

The Contractor shall treat the Contract and everything contained therein as private and confidential. In particular the Contractor shall not publish any information, drawing or photograph concerning the works and shall not use the same for the purpose of advertisement except with the written consent of the Engineer and subject to such conditions as he may prescribe.

63.0 **BID SECURITY DEPOSIT (BSD)**

It will be decided whether the Bidder has already deposited a bank guarantee with the Owner, an amount of 1% of the estimated cost, shall be paid as BSD alongwith the offer in the form of Bank Guarantee, as per proforma enclosed.

Executive Engineer
E.H.V. Project Sub Dn. Kalyan

Executive Engineer
Tq. Pretender

.6.5.2 The BSD as above shall also be submitted by those bidders who are public Sector Undertaking or belong to Small Scale Industries. No exemption on these grounds can be considered and as undertakings of the State Govt., Govt. of India or local bodies including those classified as Small Scale Industries shall furnish BSDs as specified.

6.5.3 The BSD will be valid for a period of 8 months from the date of opening of Techno Commercial bid.

6.6.0 CONTRACT PRICE, TAXES & DUTIES

6.6.1 The Contract price shall comprise inter-alia, include the cost towards Design, Engineering, Supply, Inspection, Transportation, erection/civil work, loading/unloading and Storage at site, erection, testing and commissioning of the works covered under the specification for package as agreed upto client. The cost towards inspection at factory includes cost of travel, insurance, boarding, lodging and other expenses for inspection representative.

6.6.2 The Contract price shall include all taxes, octroi & duties inclusive of corporate tax, Income Tax, Sales Tax, Value Added Tax, Excise duty on raw materials, bought out items as well as finished items, other taxes, levy, Cesses, Octroi, deposits etc. whatsoever, and the Owner shall not be liable for payment of any such taxes or duties. The cost shall also include the cost of charges for obtaining any permit or license etc.

6.6.3 The Contract price shall also include the custom duty on any imported components and on finished equipment, if any, required for incorporation into the works. The responsibility for obtaining the required license shall rest with the Contractor.

6.7.0 **PRICE VARIATION**

6.7.1 Bids for all the packages having completion schedule less than 6 months will be on variable price basis.

6.7.2 Bids for all the packages having completion schedule less than 6 months will be on firm price basis.

6.7.3 For the purpose of calculation of price adjustment for Loss & Obsolation.

- The indices for various materials shall be considered as published by BEMA. The indices published by BEMA on the last working day of the calendar month, one month prior to the date of opening of bid will be the base indices for calculation of PV.
- DELETED.
- The formula for calculation of price variation will be as per BEMA. For supply of materials (as specified under Cl.6.7.5 below) and civil works (Erection) price revision of BEMA PV formula will be applicable.

6.7.4 The Owner shall not be liable for any additional cost incurred by Contractor on account of price variation beyond the date stipulated in the Contract Agreement with or without account of default by Contractor.

6.7.5 Components for which PV is applicable.

(i) Structural Steel and AC/DI erection

(ii) Civil and erection works

6.7.6 If interest free advance is paid for supply of material, PV on entire equivalent to value of advance payment will not be considered as applicable once for supply. The price variation will be calculated as per current PV formula specified by BEMA.

6.7.7 The PV formula for calculation of price variation for the items for which PV is applicable are enclosed separately.

Executive Engineer
M.S.E.T.C.Ltd.
E.H.V. Project Division, Kolhapur

Executive Engineer
M.S.E.T.C.Ltd.

65.8 In case of non completion of activities related to Supply & ETC works within the scheduled date, if the price adjustment calculated for the period beyond the scheduled date is positive, no payment against the same shall be allowed, while if the figure is negative, the price adjustment will be applicable.

66.0 LIQUIDATED DAMAGES

66.1 If the Contractor fails to complete all the works within the time frame stipulated as completion period or within any extension of time granted by the Owner, the Owner shall levy liquidated damages for breach of Contract without prejudice to any other rights or remedies provided for the Contract.

66.2 The liquidated damages shall be levied at 5% (half percent) of the total Contract price per week or part thereof, maximum at 10% (ten percent) of the Contract price for the entire scope of work/ delay. The Contract may be terminated by the Owner or the balance work shall be completed by the Owner at the risk and cost of the Contractor in case the progress is not to the satisfaction of the Owner.

66.3 In the event the contract being divided into sections such as Supply of various equipments, Civil and Erection, Testing & Commissioning, the provision of liquidated damages shall be applicable for the total project irrespective of the various contract.

67.0 VALIDITY OF THE OFFER

67.1 Validity of the offer should be for a period of 6 months from the last date of submission of Techno-Commercial Bid.

68.0 The bidder should submit one copy of offer complete in all respects before opening of Techno-Commercial bid.

69.0 The offers not conforming to our clauses regarding (1) B.S.I. (2) Performance (3) Price break-up of taxes and duties in the prescribed proforma, (4) Terms of payment (5) liquidated damages (6) force majeure and (7) validity are liable to rejected.

70.0 POLICY FOR BIDS UNDER CONSIDERATION

70.1 The bids shall be treated to be under consideration immediately after the last date of receipt and until such time official intimation of award/rejection is made by the Owner to the bidders. While the bids are under consideration, bidders and/or their representatives or other interested parties are advised to refrain from contacting by any means, the Owner and/or his employees/representatives on matters related to the bid under consideration. The Owner if necessary, shall obtain clarifications on the bids by requesting for such information from any or all the bidders in writing as may be necessary.

71.0 ACCEPTANCE OF BIDS

The Owner does not bind himself to accept the lowest or any bid and has the right to accept the bid in whole or any part of the bid. He also has the right to reject any or all bids or cancel the bid process without assigning reasons for the same.

Executive Engineer
(P.S.E.C.) Ltd.
E.H.V. Project Tal. Kalyan

Executive Engineer
TL Pretender

72.0 **WITHDRAWAL OF INVITATION TO BID**

While the Owner has floated this public tender and has requested bidders to submit their proposals, the Owner shall always be at liberty to withdraw this invitation to bid at any time before its acceptance.

73.0 **REPRESENTATIVE/AGENT OF BIDDER**

73.1 All the bidders are requested to mention the name of their authorised representative/agent, if any, with full address in the offer.

73.2 In case the representative/agent is changed during the course of execution of the Contract, such changes shall be notified by the Contractor, failing which, the Contract shall not accept any responsibility.

Executive Engineer
M.S.E.T. Co. Ltd.
E.H.V. Project Div. Kalyan

Executive Engineer
EL Pretender

SECTION – III
INSTRUCTIONS TO BIDDERS

1.0 **GENERAL INSTRUCTIONS**

1.1 Owner invites bids in respect of work to be done as set forth in the accompanying specifications. All bids are required to be prepared and submitted in accordance with the instructions set forth hereinafter.

1.2 Owner reserves the right to accept any bid or reject any or all bids or cancel/ withdraw invitation to Bid without assigning any reason for such decision. Such decision of the Owner shall not be subject to question by any bidder and Owner shall bear no liability whatsoever for such a decision.

1.3 The new bidders are requested to complete the vendor registration with MSETCL as per the procedure prior to the date of submission of the tender documents. The bids of only registered and pre-qualified bidders will be considered.

2.0 **COST OF BIDDING**

All the costs and expenses incidental to preparation of the bid, post-award discussions, technical and other presentations including any demonstrations, etc. shall be to the account of the Bidder and Owner shall bear no liability whatsoever towards such costs and expenses regardless of the conduct or outcome of the bidding process.

3.0 **UNDERSTANDING OF BID DOCUMENT**

3.1 The bidder is expected to examine all instructions, terms and conditions, requirements, specifications in the Bid Document and fully inform himself as to all conditions and matters which may in any way affect the works or the cost thereof.

3.2 Further, failure to furnish all information required by the Bid Document or submission of a bid not substantially responsive to the Bid Document in every respect will be at the Bidder's risk and may result in the rejection of his bid.

4.0 **AMENDMENT OF BIDDING DOCUMENTS**

4.1 At any time prior to the deadline for submission of bids, the Owner may, for any reason, whether at his own initiative or in response to a clarification sought from a prospective Bidder, modify the Bidding documents by amendment.

4.2 The amendment will be notified on website www.mahatransco.in and MSETCL's SRM e-tendering website https://srmetender.mahatransco.in only.

4.3 In order to allow prospective bidders reasonable time in which to take the amendment into account in preparing their bids, the Owner may, at his discretion, extend the deadline for the submission of bids.

5.0 **DOCUMENTS COMPRISING THE BID**

a) Bid Security form duly filled in completely on Stamp Paper of Rs. 100/-

b) All the schedules including guaranteed technical particulars and any other schedules.

c) Complete Bid forms and price schedule.

d) Schedule D of price Break-up of taxes and duties.

e) Copy of receipt/ Transaction ID NO. & date for purchase of Bid Document.

f) Documentary Proof of meeting the Qualifying Requirements.

g) Type test report of materials / equipments.

h) Joint venture agreement (in case of joint ventures).

i) Power of Attorney of authorized person Signing the Bid Documents on behalf

Executive Engineer
M.S.E.T. Co. Ltd.
E.H.V. Project Div., Kalyan

Executive Engineer
TL Pretender

agreement

c) Bar Chart indicating the Tentative schedule of Activities for Each item in the Package

d) Undertaking Declaring (along with Techno commercial bid) that he has quoted all inclusive rates including all taxes, Duties, Levies, Octroi etc. and has furnished breakup of taxes and duties in the Prescribed Proforma along with price bid. Failure to submit this undertaking the offer would be rejected

e) Complete details regarding Financial, Technical and organizational capabilities and Credentials etc. of the bidder shall be submitted to the satisfaction of the Owner. Only relevant information is to be furnished

6.0 BID PRICES AND CURRENCIES

6.1 The Bidder shall quote the prices inclusive of all duties & taxes i.e. Prescribed price schedule. Bidders quoting a system of pricing other than as specified here will be rejected. The prices shall be quoted for items given in Price Schedule. The same shall only be considered for evaluation of the bid

6.2 The bidders shall indicate the bid price in Indian Rupees only

7.0 SIGNING OF BIDS

7.1 The bid must contain the name and place of business of the person or persons making the bid and must be signed and sealed by the Bidder with his usual signature. The names of all persons signing should also be typed or printed below the signature. All pages of bid drawings and other documents shall be initialed at the lower right hand corner with ink only and signed where required by the bidder

7.2 Bid by a partnership firm must be furnished with full names of all partners and be signed with the partnership name, followed by the signature and designation of the authorized partner(s) or other authorized representative(s)

7.3 Bid(s) by corporation/Company must be signed with the legal name of the Corporation/Company and by the President, Managing Director, Secretary or other person or persons authorized to bid on behalf of such Corporation/Company in the matter

7.4 A bid by a person who affixes to his signature the word 'President', 'Managing Director', 'Secretary', 'Agent' or other designation without disclosing the details concerning the principal on whose authority he is signing the bid, will be rejected

7.5 Satisfactory evidence of authority of the person(s) signing on behalf of the firm shall forthwith be furnished with the bid

7.6 The bidder's name and address on the proposal shall be the exact legal name of the firm. Corrections or other changes in the bid including the proposed item, name shall be initialed by the person(s) signing the bid

7.7 Failure in adhering to the above requirements of signing may be disqualified

8.0 INFORMATION REQUIRED WITH THE BID:

8.1 Bidder shall furnish complete information as required under the relevant schedule of the document, leaving no blanks and price schedules.

8.2 In case the information furnished in the bid is not complied with the requirements of the specification, the specification requirements will govern, unless otherwise brought out clearly in the schedule of deviations.

8.3 If the bidder deliberately gives wrong information in his bid to create an unfair advantage for the acceptance of his bid, the Owner reserves the right to reject such bid and/or cancel the award of contract

Executive Engineer
M.S.E.T. Co. Ltd.
E.H.V. Project Dn., Kalyan

Executive Engineer
TL Pretender

8.4 Bid submitted shall be for the complete scope of work as envisaged in the owner's specification. Bid submitted for partial scope of work will not be acceptable

9.0 SUBMISSION OF BIDS:

9.1 The bidder should submit one copy of bid documents in CUEDVD form along with EMD BG in physical form except Price Bid before last date of submission

9.2 The above said CD/DVD & EMD BG must be submitted by the bidder in sealed envelope duly superscribing the name of the Bidder and the subject and shall be addressed to

Chief Engineer (Design Contracts & Monitoring),
Maharashtra State Electricity Transmission Co. Ltd.
5th Floor, Parkarbhanga,
Plot No. C-19, E-Block,
Bandra-Kurla Complex, Bandra (East),
Mumbai-400051.(INDIA)

9.3 The Owner reserves the right to reject any bid which is not submitted in accordance with the instructions stipulated above

9.4 The bidder has the option of sending his sealed envelope (CD/DVD & EMD BG) by registered post or submitting the same in person to be received by the owner at the designated address by the time and date stipulated by the owner for receipt of bids. The owner shall not be responsible for any delay in receipt of same

9.5 The Owner may, at his discretion, extend the dead line for submission of bids by amending bidding documents in which case all rights and obligations of the Owner and bidders subject to the previous dead line will thereafter be subjected to the dead line as extended

9.6 Any bid received by the Owner after the deadline for submission of bids prescribed by the Owner in clause 2.5 of Section – I of this specification will be rejected in the interest unopened to the Bidder

9.7 The Bidder may modify or withdraw his bids after the bid's submission, provided that written notice of the modification or withdrawal is received by the Owner prior to the deadline prescribed for submission of bids

9.8 The Bidder's modification or withdrawal notice shall be prepared, sealed, marked and despatched in accordance with the provisions of clause 9.0 through 9.2 above. A withdrawal notice may also be sent by telex or cable followed by a signed confirmation copy, post marked not later than the deadline for submission of bid.

9.9 No bid may be modified subsequent to the deadline for submission of bids

9.10 No bid may be withdrawn in the interval between the deadline for submission of bids and the expiration of the period of bid validity specified by the Bidder on the performa Bank Guarantee for Bid Security. Withdrawal of a bid during this interval may result in the Bidder's Forfeiture of bid security.

10.0 CONTACTING THE OWNER:

No bid shall be deemed to be under consideration immediately after they are opened and until such time official intimation of award/rejection is made by the Owner to the Bidders. While the bids are under consideration, Bidders and/or their representatives or other interested persons are advised to refrain from contacting by any means, the Owner and/or his employees/representatives on matters related to the

Executive Engineer
M.S.E.T.Co.Ltd.
E.H.V. Project Dn. Kalyan

Executive Engineer
TL Pretender

bids under consideration. The Owner, if necessary, will obtain clarifications on the bids by requesting for such information from any or all the bidders either in writing or through personal contact as may be necessary. Bidder will not be permitted to change the substance of the bids after the bids have been opened.

11.0 **MODE OF AWARD OF CONTRACT**

11.1 For operational convenience, the contract shall be awarded to the successful bidder on "Divisible Basis" separately for,

(a) Pre Material Supply

(b) Services (Erection, Testing and commissioning)

11.2 Quantum of the Divisible nature of the contract, for the relevant items of work as mentioned in the NIT, to the successful bidder.

13.0 Evaluation Criteria

13.1 The bids shall be evaluated on the basis of total price including all the taxes, duties and levies as quoted for the package.

Executive Engineer
M.S.E.T. Co. Ltd.
E.H.V. Project Dn., Kalyan

Executive Engineer
TL Pretender

MAHATRANSCO
Maharashtra State Electricity Transmission Co. Ltd.

MAHARASHTRA STATE ELECTRICITY TRANSMISSION COMPANY LIMITED

(CIN No.U40109MH2005SGC153646)

RFX No. 6000080253

SRM e-TENDER No. T-1718/MSETCL/CO-DANGE/DA/T-1/FKC-Lines

SPECIFICATION No. MSETCL/CO-DANGE/DA/T-2017-18/FKC-L

Construction of LILO on 220kV Kolshet- Wada & 220kV LILO on Padghe-Wada line for 400kV Kudus Substation(Common M/C Line)
(Route Length – 7 kms)

UNDER VASHI ZONE ON TURNKEY BASIS

BOOK – II

TECHNICAL SPECIFICATION & PRICE SCHEDULES

Executive Engineer
M.S.E.T. Co. Ltd.
E.H.V. Division, Kalyan

Tender Fee Rs. 25,000/- + VAT@6% Extra

Executive Engineer
TL Pretender

CONTENT

Sr. No.	Section	Particulars	Page No.
1	Section - I	Technical specifications for Transmission Line	5-7
2	Annexure - I	General Technical requirements	8-19
3	Annexure - II	Technical Particulars of Insulator hardwares	20-28
4	Annexure - III	Technical Particulars of Conductor & Earthwire Accessories	29-42
5	Annexure - IV	List of approved Vendors	43-43
6	Annexure - V	General Technical requirements of foundations, Stub setting & earthing	44-63
7	Annexure - VI	General technical requirement of erection works	64-71
8	Annexure - VII	Technical Particulars of Foundations	72-74
9	Annexure - VIII	Technical Particulars of Conductor	75-78
10	Annexure - IX	Technical Particulars of Earth wire	79-126
11	Section - II	Survey & Alignment	127-140
12	Schedules	Schedule – A to I	141-155
13	Price Schedule	Price Schedule for Supply & Erection (enclosed separately)	

Executive Engineer
M.S.E.T. Co. Ltd.
E.H.V. Project Div. Karvan

Executive Engineer
TL Pretender

SECTION I

TECHNICAL SPECIFICATION FOR TRANSMISSION LINE

1.0 **General**

This Section details about the specifications for construction of EHV Transmission Lines.

2.0 **Scope of work for EHV lines**

2.1 The scope of work for the EHV Line will be as under

a) Preliminary survey, Detailed survey and Check survey of line

b) Fabrication and supply of towers as per owner supplied tower designs with required extension, design of special towers (if required) modification/strengthening of tower extensions, (if required) supply of Nuts & Bolts, Conductors, Earth wires, insulators, Insulator hardwares, accessories for conductor & ground wire and tower accessories including earthing sets, number plates, caution plates, bird guards, anti climbing devices and all other material required for completion of the line.

c) Clearing of site, earthing of tower foundations with supply of required steel cement, steel, metal, water etc. curb setting erection of complete towers with extensions and providing all accessories, hoisting of insulators, stringing of conductor and earthwire, fitting of line hardwares, tower accessories etc. and all other material required for completion of line along with line testing as per requirement. The cost of cutting the trees, stacking of cut trees, clearing debris and transportation of cut trees (if required) shall be borne by the contractor.

d) Construction, Erection and commissioning of the line

e) Design of foundations for special towers (if required) and also for normal towers if necessary.

3.0 **Material to be supplied by the Contractor**

All materials required to complete the line works in all respects shall be arranged by the contractor at his cost. The material to be supplied shall meet the following requirements

3.1 **Towers**

Technical details for 765KV, 132KV and special towers are given in Annexure - I

3.2 **Insulator hardwares and fittings accessories**

The insulator hardwares shall be suitable for 0.2 m/s50 Kg/Sq.m ACSR Zebra conductor and shall withstand UTS/strength 70 KN for suspension location and 120 KN for tension location and shall be in line with the parameters listed in Annexure II and shall be as per the drawings enclosed and relevant standards listed in this specification.

Executive Engineer
TL Pratender

BNC POWER PROJECTS LTD. PUNE

3.2.2 The conductor accessories shall be suitable for the ACSR conductor. ACSR earth conductor and earthwire accessories shall be suitable for GSS and also GS earthwire and shall be in line with the requirements listed in Annexure III and other various items elsewhere in this specification.

a) Insulators

All 'C' & 'U' 90 KN ball & socket normal clevis type insulators and porcelain long rod insulators shall be in line with the parameters listed in Annexure VII and other various items elsewhere in the specification.

b) Conductor and Earth-wire

Size of conductor required for the line:

6/2 ACSR Panther for 132 KV / 0.6 AFSR / 6/4.0 mm Aluminium Clad Steel Wire

Size of earthwire required for the line

7/3.15 mm GS wire

Aluminium strands of ACSR shall be manufactured from electrolytic grade aluminium rods suitably hard-drawn on wire drawing machines.

Re-enforcing steel wire (galvanized) of GS/GSS shall be drawn from high carbon steel rods processed by any of the following processes:

i) Acid or alkali patenting.

ii) Electric furnace process or open hearth process.

No joints shall be permitted in the Aluminium wires in the outermost layer of ACSR. Similarly no joints shall be permitted in the galvanized steel wire in the outermost layer of GS/GSS wire after final stranding.

The ACSR conductor and GS earthwire shall conform to technical specifications mentioned in ANNEXURE - VIII and IX respectively.

c) All raw materials to be consumed in manufacture of conductor/earthwire shall be procured from reputed manufacturers having at least five (5) years experience of supplying similar application conductor/earthwire for 132 KV lines. The list of approved suppliers is given in Annexure-IX.

d) Manufacturing drawings of all accessories shall be submitted to the employer for approval by the contractor immediately after award of the work.

e) All material covered under contractor's scope of supply shall be strictly type tested as per relevant standards in presence of employer's representative from reputed client at works/manufacturing location. Conductor, Insulators and Earthwire as per technical details given in Annexure-I, shall also be procured by the contractor.

Executive Engineer
M.S.E.T. Co. Ltd.
H.V. Project Dn., Kalyan

Executive Engineer
T.L. Contractor

4.0 Quantity for Towers, Conductor, Earth Wire, Insulators, Hardwares, Conductor & Earth Wire Accessories

4.1 The contractor shall cover the requirement of line materials after completion of detailed design, survey and work out the final tower quantities. Accordingly, the contractor shall procure the owner assuming quantities of material as procurement and keep the optional items unused. The contractor shall consider no guaranteed wastage consumption mentioned below.

4.2 The procedure for determination of weight of conductor and earthwire shall be as follows

a) Quantity of Conductor = Route length x No. of circuits x No. of phase (3)
b) Quantity of Earthwire = Route length
c) One percent extra quantity on weight as calculated above shall be allowed.

4.3 In case of conductor/Earth wire, the provided extra quantity of one percent is exclusive of wastage, sag, tower spotting, jumper, turns and slackages etc.

4.4 The insulators shall be supplied as per technical details given in Annexure-VII. The unit rate and quantity of insulators considered in the Price schedule are on disc insulator. The quantity of I type set, however, shall be number of Disc insulators divided by number of discs in one 132 KV string as specified in Clause No. 4.1 of Annexure-VII and the unit rate for long rod insulator string shall be equal to the number of Disc insulators in one 132 KV string as specified in Clause No. 4.1 of Annexure-VII multiplied by unit rate of Disc insulator.

5.0 Construction

5.1 The transmission line shall be constructed with the best modern practice generally as per details given in Annexure-V and Annexure-VI keeping in view the various statutory clearances required to route.

5.2 **Statutory clearances and way leave**

The statutory clearances/NOCs such as forest, aviation, PTCC, Railway, National highway/state highway, maritime board etc. which may be required to erect route of the line shall be arranged by the contractor. The respective proposal shall be prepared and arranged by the contractor with all way financial implications to be borne by him. All statutory fees required for obtaining the clearances/NOC will be reimbursed to contractor on production of documentary evidence.

Any way leave problem, obstructions etc. has to be cleared by the contractor. The owner, if required shall extend necessary assistance in resolving the issues. However, the entire responsibility of clearances including any pecuniary item as expenditure required for collection of land documents from revenue department, charges for police personnel or payment etc. shall rest with the contractor. The contractor shall act proactively to achieve the goals.

Executive Engineer
TL Pretender

Executive Engineer
M.S.E.T. Co. Ltd.
E.H.V. Project Dn., Kalyan

6.5 Felling of trees, tree cutting, crop compensation etc. shall be organized and paid by the contractor. The owner shall render necessary help for fixing compensation through agriculture Dept. or any other appropriate authorities. The compensations so paid by the contractor shall be reimbursed by the owner. However expenses on account of stacking of cut trees, clearing debris and transportation of cut trees if required shall be borne by contractor.

6.6 Line profile

Land for the route alignment and ground profile will be supplied by the owner after issuance of letter of Intent (LOA).

7.0 Completion period

7.1 The 11kV line covered in this tender shall be completed within the period as mentioned in Book – I (excluding monsoon season) from the date of LOA.

7.2 Time is essence

The time stipulated in the contract for the completion of works shall be deemed to be an essence of the contract. The contractor shall be responsible for execution the works as to complete it in time and the date agreed to.

7.3 The contractor shall submit a detailed activity wise bar/pert chart within the time frame agreed consisting of adequate number of activities covering various key phases of work, also clearly indicating the completion period for various groups of activities. This network/bar chart, activity schedule shall also indicate the infrastructure facilities to be provided by the owner and the dates by which such facilities/activity is needed are agreed. The contractor shall discuss the activity schedule and network/bar chart, activity schedule to be in line with the scope and the agreed network/bar chart which may be in the form as submitted or in revised form in line with the actual circumstances before signing of contract, duly forming part of the contract. During the performance of the contract, if in the opinion of the engineer proper progress is not maintained, suitable changes shall be made in the contractor's operations to ensure proper progress as per the scheduled date of completion.

7.4 The above activity schedule/bar chart shall be reviewed and periodic review reports shall be submitted by the contractor as directed by engineer.

7.5 Bar chart indicating detailed programme of project implementation shall be furnished by the bidder in the bid. The bar chart shall indicate but not be limited to the following items with dates of commencement and completion of the respective activity.

1 Tree survey

2 Supply of Route setting Template and Foundation for towers

3 Supply of 25% Suspension and 25% Angle Towers

4 Supply of towers

5 Erection of towers

Executive Engineer
TL Pratender

Executive Engineer
M.S.E.T.Co.Ltd.

6 Supply of insulator hardwares & accessories for tower, Conductor and earthwire

7 Stringing of conductor & ground wire along with jumping of jumpers with necessary & installation of accessories and live fitting with clearing of site

8 Testing and commissioning

Note: The above is broken-up inter-related and shall commence at the time of pre-bid site visit. However, contractor may take-up certain activities in advance with no financial implication to owner.

8.0 Price Schedule

8.1 The entire cost/ price Price as lump sum, % (Percentage) above/below basic, in price Schedule-II enclosed in Book-II.

8.2 The unit prices and total costs shall be applicable for external cutting of foundation (including soil investigation if necessary), for all types of towers in various soils as indicated in the price schedule enclosed separately. Quantity wise break up of probable types of soils and different types of towers is given in enclosed **price schedule** and Annexure-A as Tab-II for the assessment purpose only. Type of earthings and foundation to be used for any location will have to be got approved from the concerned superintending engineer of site. The unit price and cost of benching and protection to tower foundation near nallas, river beds, creek banks, hilly/undulated terrain etc. required at few locations shall be as per the **price schedule-II**. The quantities of benching and tower footing protection in rock and stringing of conductors for Ores planned in route RFI are to be considered in the price schedule for bid evaluation purpose. Tentative quantities of insulator hardwares and conductor and outstanding accessories to be supplied by the contractor are mentioned in price schedule enclosed separately. Unit price and total cost of stringing shall include the installation of these items. However the owner reserves the right to increase/decrease or totally delete these quantities. Any variation in quantities (within the limits of contract value) duly justified by executive engineer incharge of site shall be paid at the unit rates indicated by the contractor against item no. in price Schedule-II

Executive Engineer
TL Preleader

Executive Engineer
M.S.E.T.C.L.
EHV Project Div., Kalyan

ANNEXURE-I

GENERAL TECHNICAL REQUIREMENTS

3.0 SYSTEM PARAMETERS

Following are the general system parameters for the transmission lines:

6	Nominal System Voltage	132 kV
5	Frequency	50 Hz
4	System highest voltage	145 kV
3	Maximum continuous temperature	50°C
	Maximum ambient temperature	45°C
2	Maximum daily average temperature	35°C
1	Maximum relative humidity (in %)	90
0	Maximum annual rainfall (in mm)	1500 to 3000
	Number of rainy days/year	120
J	Average number of thunder storm days per annum	50
A	Airborne level category	Moderately polluted as per IEC 71-1

3.1 LINE DATA

		132 kV line	220 kV line
a	Conductor Code Name & type	0.2 inch ACSR Panther	1.04 inch ACSR Zebra
b	Number of Conductors Per phase	One	One
	No. of Earth wires Type and size	One 7/3.15 mm HDGS/EHS	One 7/4.15 mm HDGS/EHS
c	Phase Configuration	Vertical	Vertical
d	Max. Wind pressure corresponding	150 kg/m² 45 kg/m²	45 kg/m² 45 kg/m²

Executive Engineer
M.S.E.T. Co. Ltd.

Executive Engineer
TL Protection

c. Rolling drawing span 320 metres 350 metres

Note : The details applicable for the tender only be considered

A.0 Material to be supplied by the contractor

a) Tangent String Hardware inclusive of but not limited to

b) Anchoring clamp

c) Ball eye

d) Tension type clamp

e) Ball clevis

f) Arcing horn

g) Clevis eye

h) Tongue link

i) Twin clevis

j) Tongue plate for Anchor clamp

k) Compression type dead end clamp

l) Accessories for Conductor and Earthwire

a) Mid span compression joints

b) Repair sleeves

c) Copper Earth Bond

d) Vibration Dampers (For conductor only)

e) Suspension Clamp for Earthwire

f) Tension clamp for Earthwire

g) P.G. Clamp

Executive Engineer
TL Prolander

MAHARASHTRA STATE ELECTRICITY TRANSMISSION CO. LTD

Page 9

Executive Engineer
M.S.E.T. Co. Ltd.
E.H.V. Project Div. Ambajogai

1.0 Towers

1.1 Weldable 220/132 KV D/C Tubular and Special towers are to be fabricated as per the approved structural drawings provided by the owner. The structural drawings would be signed by the owner's representative. The manufacturer shall fabricate prototype towers (in case the prototype assembly inspection has not been conducted by MSETCL before) and offer them for inspection by the representatives of MSETCL before taking up mass production of towers.

1.2 Erection Mark

There shall be marked with a letter die-stamp on each member of the tower. The notation shall be as follows:

A - (B) - (C) - (D)(E)

Where A = Owner's code - Alphabet (as this case 'M')

B = Cultivation's Mark - Numerical

C = Tower Type - Alphabet

D(E) = Mark Number - Numerical

The details in respect of 'C' are given in Statements IV and V. Other details are to be furnished by the Bidder.

For tower members having length more than three (3) mtrs the marking shall be provided at both the ends.

a) The details of fabrication of towers shall be in conformity with IS802 (Part-1) 1978 except to the extent modified herein.

c) Bolt splices shall be used and the inside angle and outside plate shall be so as to transmit the load and the inside clear angle shall not be less than half the thickness of heavier member connected plus 2mm. Lap splices may be used for connecting members of unequal size. The inside angle of lap splice shall be cramped sufficiently to fit the fillet of the outside angle. All splices shall develop full strength in the members connected through bolts. Butt splices shall be made as close to the main panel point as possible.

d) Joints shall be so arranged as to avoid eccentricity as far as possible. The use of gusset plates for joining tower members shall be avoided as far as possible. However, where the connections are such that the elimination of the gusset plates would result in excessive joints or waste, more than three members are jointing at a particular point, gusset plates and splice plates may be used in conformity with modern practice. The thickness of the gusset plates, subjected to transmit stress, shall not be less than that of members connected.

Executive Engineer
M.S.E.T.Co. Ltd.

Executive Engineer
TL Pretender

e) The use of filler in connection shall be avoided as far as possible. The diagonal web members in tension may be connected entirely in the gusset plate where necessary to avoid the use of filler and it shall be connected at the point of intersection by two or more bolts.

f) The tower structure shall be accurately fabricated to fit together easily so that without any undue strain on the bolts.

g) No main member shall have the two leg flanges brought together by closing the angle.

h) The structure shall be such that all parts shall be accessible for examination and cleaning. Drain holes shall be provided at all points where pockets of depositories are likely to hold water.

i) All similar parts shall be made strictly interchangeable. All steel sections before any work is done on them, shall be carefully levelled, straightened and made true to the required drawings, by methods which will not injure the materials so that when assembled the adjacent matching surfaces are in close contact throughout. No rough edges shall be permitted in the entire structure.

3.3.3 DRILLING AND PUNCHING

a) Before any cutting work is started, all steel sections shall be carefully straightened and fixed by pressure and not by hammering. They shall generally be marked after being punched and drilled.

b) Holes for bolts shall be drilled or punched with a pilot and drifted so as to be perpendicular to the face of the member and the maximum tolerance of accuracy of punched holes is given below:

i) Holes must be normally circular and not oblong in the subject specimen (s).

ii) The maximum allowable difference in diameter of the hole and a gauge of the same nominal size is 0.8mm for the allowable taper on a punched hole. Drifts not exceed 4 mm or 1/4 inch.

c) All burrs left by drills or punch shall be removed completely. Where the bolted members are in positions the holes shall be truly opposite to each other. Drifting or reaming to enlarge defective holes shall not be permitted.

d) The circular shaped holes shall be chamfered properly and sharp edges removed.

3.3.4 GALVANISING

Fully galvanized towers and steel shall be used for the lines. Galvanizing of the members of the towers shall conform to IS:2629-1966 and IS:4759-1968. All galvanized members shall withstand tests as per IS:2633-1992. For testing, the galvanizing shall be done after all fabrication work is completed, except that the nuts may be tapped a little after galvanizing. Spring washers shall be electro galvanized as per Grade 3 of IS:1573-1970.

Executive Engineer
M.S.E.T. Co. Ltd.
E.H.V. Project Dn.,Kalyan

Executive Engineer
TL Pretender

ONE POWER PROJECTS CO.

3.0 FASTENERS : BOLTS, NUTS and WASHERS

a) All bolts and nuts shall confirm to IS:6639-1972 or IS 12427 - 1988 as applicable and shall be of approved make only. All bolts and nuts shall be hot Dip galvanized and shall have evenly and smooth finish. The heads shall be forged out of the solid from which they and square with the shank, which must be perfectly straight. The contractor shall use super quality approved by M.S.E.T.C.L., the list of which is available at the website. However, if the bidder desires to procure bolts & nuts from any other source, the same can be approved by the owner if the credentials of such vendors are submitted by the bidder to the owner and the owner finds the same to be acceptable for use in transmission lines.

b) Partly threaded bolts shall not be used. The length of bolts shall be such that the threaded portion will not extend into the plane of contact of the members. All bolts shall be threaded to such full depth of the nut and threaded enough to permit firm gripping of the members, but not further. It shall be ensured that the threaded portion of each bolt protrudes not less than one and not more than three thread pitches beyond the face of the nut. Threads of bolts and nuts shall have a neat fit and shall be such that they can be turned with finger throughout the length of the threads of bolts which shall be capable of developing full strength of the bolt.

c) Plain punched washers shall be provided where necessary. Spring washers shall be provided for insertion under all nuts. These washers shall be of best electro-galvanized, resilient felt type and 3.5 mm thick for 16mm dia. bolt and 4 mm thick for 24mm dia bolt.

d) The contractor shall furnish bolt schedules giving thickness of members connected, the nut and the washers, the length of thread, the threaded portion of bolt and sizes of holes on any sheet or detail of the same.

e) The bolts shall be of black bolts and nuts shall be of property class 4. For normal towers 16mm dia bolts of required length shall be used. For special towers 24 mm dia bolts may also be used. The ultimate shear stress on bolts shall be 4160 Kg/cm^2 and ultimate bearing stress shall be 5880 Kg/cm^2 in case of connections with M.S angles and plate the ultimate tensile stress shall be 4460 Kg/cm^2.

f) The efficiency bearing strength of bolts or to be used in the connection of bolt each connected component should not be less than the three (3) times its diameter.

g) The bolted joints shall be designed so that they are not subjected to eccentric loading.

h) The minimum bolt spacing, the edge distance and the end edge distances of centres from the centers of bolt holes to the nearest edge are given in following Table:

Executive Engineer
M.S.E.T. Co. Ltd.

Executive Engineer
TL Pretender

POWER PROJECTS

Diameter of bolts (mm)	Hole diameter (mm)	Min Bolt spacing (mm)	Min edge distance (mm)	Min sheared edge distance (mm)
16	17.5	40	20	24
–				

3.0 STEP BOLTS/LADDER AND TOWER ACCESSORIES

a. Step Bolts & Ladders

Each tower shall be provided with step bolts of anti theft type (each diameter not 175 mm long, spaced not more than 450 mm apart and extending from about 2.5 meters above the ground level to the top of the tower. The step bolts shall be provided with two nuts on one end to fasten the bolt securely to the tower and button head at the other end to prevent the foot from slipping away. The step bolts shall be capable of withstanding a vertical load not less than 1.5 KN. For towers, where the height of the super structure exceeds 50 metres, ladders alongwith protection rings as per the Owner approved design shall be provided in continuation of the step bolts on the diagonal face of the tower from 10 metres above ground level to the top of the super structure. From 5 m to 30m height of superstructure step bolts shall be provided. Suitable platforms using 4mm thick chequered plates alongwith suitable railing for access from step bolts to the ladder and from the ladder to each cross-arm of the pre-stressed type shall also be provided on tower above 50 mtrs.

b. Anticlimbing Device

Provision for providing fully galvanised barbed wire type anticlimbing device as per drawing enclosed shall be made for all towers. This shall be provided at 3.5 m above ground level on the tower. The galvanised barbed wire and accessories will be supplied by the Contractor.

c. Danger, Number & Phase Plates

i) The provision for fixing Danger, Number and Phase Plates shall be made on tower as per the tower during development of the structural drawing. The exact location for fixing these accessories shall not be more than 4.5 m above the ground level and shall be provided above anticlimbing device.

ii) The letters, figures and the conventional symbols to be used on danger plate shall conform to IS : 2551-1963 and shall be as specified and as per sketch given in the Spec.

iii) Typical drawings of Number plate, phase plate, Danger sign board are enclosed.

d. Conductor Earthwire and Insulators

Executive Engineer
Co. Ltd.
Dn, Kalwa

Executive Engineer
II, Pratander

POWER PROJECTS LTD. PUNE

ACSR conductor, GI earthwire and hardware are also to be supplied by the contractor as per relevant specification.

5.0 Stub Setting Templates

Stub templates will be arranged by the Contractor at his own cost for all types of towers. Stub or extension templates for the first of the stage. Stub templates for stumps of towers with extensions shall be of adjustable type. The stub templates shall be given coat of painted. One set of each type of stub setting template will be inspected by the owner or his representative of the project, supplied which shall be refunded to the contractor at no extra cost to the owner.

6.0 Aviation Requirements

The river crossing towers and the crossing span shall be painted and provided with markers respectively to caution the low flying aircraft as given below:

6.1 Spot marker of size 600mm x 600mm shall be provided on the earthwire. Each face of the marker shall be divided into two triangles by drawing a line along one of the diagonals of the markers, one of the triangles thus formed shall be painted in orange or red and other in white. These markers shall be suspended from earthwire at interval of 45m. The design of the markers and their fixing arrangement shall be such that they can withstand the wind pressure.

6.2 The full length of the towers shall be painted over the galvanized surface in contrasting bands of orange or red and white. The bands should be horizontal and of not less than 6m or not more than 30m length. The bands on the two ends should be of orange colour.

7 Surface Preparation

The etching of galvanized surface of existing towers members with intended painting or touch painting is to be done as per IS:2629-1971 to obtain the effective and consequently applied paint system. After etching the galvanized surface of tower the coat of zinc primer is to be applied.

8 Painting of Towers

The code of recommended colours red and white paint alternate lateral bands as mentioned above are to be applied. The painting of towers shall generally conform to painting process in IS: 1477-1971 part II & I. The paints to be used for painting shall be as per as ordinance with IS: 2339-1963.

9.1 Obstruction lights

Road lights red in color, having luminous intensity of the order consistently considering the intensity of the adjacent lights and the general level of illumination against which they would normally be viewed shall be provided on the river crossing towers. In no case the intensity of the light shall be less than 2000 Candle of red lights. If the height of the towers are more than 45m above the level of surrounding ground additional lights shall

Executive Engineer
M.S.E.T.Co.Ltd.
E.H.V. Project Circle, Kalwa

Executive Engineer
T.L. Pretender

be provided at intermediate levels. The numbers and arrangement of lights at each level to be marked shall be such that the towers are visible from all sides

5.4 The lighting fixture, paint and L.T. power supply for the aviation light requirements shall be arranged by the owner.

6.0 SPECIAL TOWERS

a) Special towers shall be used for major river crossing, for very long spans and railway track or line crossings. The special towers shall be utilized in such a way that other suitable location the same tower can be used for various line spans of 300 M, 400 M, 500 M or 1000 M. These towers including base foundation and earthing system designed and detailing shall form part of the scope. The Contractor shall submit the typical economical design for the towers and foundations.

b) All the requirements for standard towers shall be applicable to special towers. Wind pressure on towers for height beyond 45 meters shall be as per following Table

Span (Kg/m²)	Height of tower						
	45m	50m	60m	70m	80m	100m	120m
Light	146	145	140	154	129	165	172
Medium	210	217	233	220	238	240	255

6.1 Angle of Deviation for special tower

The angle of deviation to be considered for special towers is minimum 2° and as per the material clearance to be complied considering the 32° swing angle.

6.2 Factor of safety for special tower

The minimum factor of safety for special towers shall be as follows:

a) 2.5 under normal conditions
b) 2.0 under broken wire conditions

6.3 Maximum tension for conductor and earth wire

The minimum factor of safety for conductor and earth wire shall be 2.5 for the maximum tension corresponding to 2/3 full wind pressure at 0°C or 0.35 wind pressure at 32°C such that the initial unloaded tension at 32°C do not exceed 30% of the ultimate strength and the final unloaded tension at 32°C do not exceed 20% of the ultimate strength of conductor and earthwire.

6.4 Wind Loads

The wind pressure for wind load calculation of towers, conductor and earthwire shall be the same as adopted for normal towers.

Executive Engineer
M.S.E.T. Co. Ltd.
E.H.V. Project Dn.,Kalyan

Executive Engineer
TL Pretender

POWER PROJECTS-I
PUNE

b) For wind pressure acting at an angle of 45° to the tower body and on the conductors acting simultaneously shall also be considered for designing the structure.

6.6 Under normal condition, unbalanced longitudinal pull due to difference in ruling span for river crossing towers on one side and span of the line on the other side shall also be considered for the design of anchor towers on plain terrain.

6.7 During designing and detailing for the river crossing tower provision for bolted joints on shall be made

6.8 The rates for normal towers shall be quoted on the basis of normal. However the payment will be restricted as per the approved IS/NI weight.

7.1 STANDARDS

The manufacture, fabrication, galvanizing and materials used for manufacture of towers shall conform to the following Indian Standards (IS) Code and Rules. Hot rolled steel sections, with amendments/changes adopted and published unless specifically stated otherwise in the specification. In the event of supply of equipment conforming to standards other than IS, the features of comparison of the relevant standard and IS shall be brought out and furnished.

Sr. No.	Indian Standards	Title
	IS 209-1966	Specification for zinc
	IS 2062-1992	Structural steel (Standard quality)
	IS 6639	High Tensile Steel
	IS 800-1962	Code of practice for use of structural steel in general building construction
	IS:802 Part I-1978 IS:802 (Part II)-1978	Code of practice for use of structural steel in overhead transmission line Part I Load and permissible stresses Code of practice for use of structural steel in overhead transmission line Part II Fabrication, Galvanizing, Inspection and packing
	IS:802 (Part III)-1978	Code of practice for use of structural steel in overhead transmission line towers Part III Testing
	IS 1363-1967	Technical supply conditions for threaded fasteners (First Revision)
	IS 6745-1972	Plate Washers
	IS 2629-1966	Danger Notice Plates.

Executive Engineer
M.S.E.T. Co. Ltd.
H.V. Project Div., Kalyan

Executive Engineer
TL Protection

Sr. No	Indian Standards	Title
9	IS:2629-1992	Recommended practice for hot dip galvanizing of iron and steel
10	IS:2633-1994	Method of testing uniformity of coating of zinc coated articles.
11	IS:3063-1994	Single Coil Rectangular Section Spring Washers for bolts, nuts, screws.
12	IS:4759-1996	Hot dip galvanized coatings on structures.
13.	IS:6610-1991	Specification for heavy washers for steel structures
14.	IS:6639-1990	Hexagonal bolts for HSFG, 772-1968 steel Structures
15.	IS:6745-1972	Methods for determination of weight of zinc coating on zinc coated iron and steel articles
16.	IS:5613-1993	Code of practice for design, installation and maintenance of overhead power lines Section-- Design Section-2 Installation Maintenance
17.	CEA Measures relating to Safety and Electric Supply Regulations, 2010	
18.	Publication No. 47(6)/87/2010	Regulation for Electrical Crossing of Railway Tracks and other upkeep
19.	IS-961	H.T. Steel
20.	IS:12427-1988	Specification for Transmission Tower Bolt
21.	Indian Electricity Act, 2003	as amended upto date

Executive Engineer
M.S.E.T. Co. Ltd.
E.H.V. Project Dn., Kalyan

Executive Engineer
TL Protender

ENGG. POWER PROJECTS LTD. PUNE

ANNEXURE-II

TECHNICAL PARTICULARS FOR INSULATOR HARDWARES

1.0 TECHNICAL DESCRIPTION

1.1 GENERAL

This section details the technical particulars of the Hardware fittings for 132/220 KV lines. The insulator hardwares shall be suitable for 4x0.5 AC SR Carbon conductor (for 132 KV line) and 04 ACSR Zebra conductor (for 220 KV line)

1.2 DETAILS OF HARDWARE FITTINGS

The hardware fittings shall generally be as per drawings enclosed with the specification & suitable for the line maintenance.

2 DIMENSIONS OF INSULATOR STRING ALONGWITH HARDWARE FITTING

The overall arrangement of the various suspension and tension strings along with hardware fittings shall be as per the drawings attached with the specification. The hardware shall be suitable for use with 'Normal' and 'Anti-fog' type insulators.

3 INTERCHANGEABILITY

The hardware together with ball and socket fittings shall be of identical design so that each hardware are interchangeable with each other.

4 BALL AND SOCKET DESIGNATION

The dimensions of the ball and socket shall be of 16 mm for 4x0.5 AC and 20 mm for 220 KV line insulators in accordance with the standard specifications stated in IS:2486 (Part-III) 1974.

5 SECURITY CLIPS AND SPLIT PINS

Security clips for use with ball and socket coupling shall be IS:9 (part-I) 1971 type suitable to provide positive locking of the coupling as per IS:2486 (Part-III) 1974. Care shall be taken that the locking device being displaced automatically or being removed by hand but not by accidental causes. Split pin locking device shall be as per relevant standards.

6 ARCING HORN

The arcing horn shall be provided on line side of the hardware fittings. The gap shall be as per the self adjusted type for 132 KV and as per the specification for 220 KV.

7 FREE CENTRE TYPE SUSPENSION CLAMP

Executive Engineer
M.S.E.T. Co. Ltd.
H.V. Projects Div, Kalyan

Executive Engineer
TL Protender

TL PROJECTS LTD.

a) The suspension clamp shall have a slip strength between 12.5% to 20% of breaking load of conductor

b) The suspension assembly shall be complete, manufactured and finished so as to avoid any possibility of hammering between suspension assembly and conductor due to vibration. The suspension assembly shall be smooth so that it shall not damage the conductor

1.8 DEAD END ASSEMBLY

a) The dead end assembly shall be of compression type with provisions for compression jumper terminal at one end. The angle of jumper terminal to be mounted, should be 10° with respect to the vertical line

b) The assembly shall not permit slipping of conductor or failure of the complete conductor or any part thereof at a load less than 95% of the ultimate tensile strength of the conductor

c) The steel sleeve of dead end assembly shall be made by drop forging method and shall not involve any welded joints.

1.9 FASTENERS

All fasteners shall conform to IS 1367 (Part 3). All fasteners shall be hot dip galvanized

1.10 WORKMANSHIP

a) All the equipment shall be of the best design and conform to the best modern practices adopted in the Extra High Voltage field

b) The details of manufacturing process and quality control of all the materials shall be such as to give maximum service, good working load, highest stability, elimination of sharp edges and corners to avoid corona and radio interference, best resistance to corrosion and a good finish.

c) After award of contract the Contractor shall submit to the Owner, within one month 2 copies of Quality assurance plan for approval

d) Minimum weight of zinc coating shall be 900 gm/m² for fasteners and 610 gm/m² for all other hot dip galvanized articles

1.11 BID DRAWINGS

The proposal shall include outline dimensional assembly and component drawings of all items quoted. All drawings shall be metric approved and all dimensions, shall be stepped and legible. The minimum size of lettering shall be one eighth of an inch. Dimensions shall be in the consistent units. The drawings shall give following information.

a) The type of material in detail eg. quality, nature, grade and reference standard of the material used for various parts. The thickness of plate/spring washers, size and length of bolts shall also be indicated

Engineer
Executive Engineer
TL Pretender

c) Technical details like ball and socket designation, method of manufacture, Hardness, Proof Load, slip strength, UTS, installation torque, type of Nuts bolts, phosphating washers, secondary clip and identification mark of the manufacturer.

e) After award of contract the successful bidder shall submit to the Owner, within one month 2 copies of drawings for approval. The Owner shall accord approval for the drawings at reasonable period provided the same are as per specification. The Contractor shall however furnish all the clarifications required by the Owner for approving the drawings promptly.

d) Once the drawings have been approved, no alteration or modification should be carried out without prior approval of the Owner.

7.12 TESTS

A) TYPE TESTS

The bidder shall offer the hardwares and accessories which are already type tested within the last five (5) years and test reports of the reputed laboratories approved by MSETCL.

In case the hardware and type tested within 5 years on the date of LOA, the type tests as per relevant IS standards and MSETCL specifications shall be carried out in presence of purchaser's representative, before supply of items.

The list of type tests to be conducted are as follows:

Sr No	Particulars of test		Reference standard
1)	Suspension hardwares:		
a)	Visual examination		
b)	Verification of Dimensions		
c)	Mechanical strength test on clamps and components		
d)	Slip strength test on clamp		IS 2486(p1)/ MSETCL specification
e)	Magnetic power loss test on suspension clamp assembly		
f)	Galvanising/Electroplating test		
2)	Tension hardwares:		
a)	Visual examination		
b)	Verification of Dimensions		
c)	Mechanical strength test on components		
d)	Mechanical slip strength test on dead end assembly		IS 2486(p1)/MSETCL specification

Executive Engineer
M.S.E.T. Co. Ltd.
E.H.V. Project Dn., Kalyan

Executive Engineer
TL Pretender

3)	Bearing cycle test	
4)	Electrical resistance test (Preferably after last cycle test)	
5)	Galvanizing/Electroplating test	
III)	Tests on locking device(Security clip):	
1)	Verification of dimensions	
2)	Bending test	IS 2486(IV)
3)	Operation test	

9) ACCEPTANCE TESTS

The routine/acceptance tests which are to be carried out on samples taken at random from a lot for acceptance of the lot

The routine/acceptance tests to be conducted is as follows:

Sr No	Particulars of test	Reference standard
I)	Suspension hardware:	
1)	Visual examination	
2)	Verification of Dimensions	
3)	Mechanical strength test on complete unit and components	IS 2486(I)
4)	Galvanizing/Electroplating test	
II)	Tension hardware:	
1)	Visual examination	
2)	Verification of Dimensions	
3)	Mechanical strength test on components	IS:2486(I)
4)	Mechanical/hydraulic strength on complete dead end assembly	
5)	Galvanizing/Electroplating test	
IIIa	Tests on locking device(Security clip):	
1)	Verification of dimension in testing	IS:2486(IV)
2)	Bending test	
3)	Operation test	

Executive Engineer
M.S.E.T. Co. Ltd.
E.H.V. Project Div., Kalyan

Executive Engineer
TL Pratendar

(7) ROUTINE TESTS

This shall cover those tests, which are to be carried out on each item to check the requirements which are likely to vary during production.

The list of routine tests to be conducted is as follows:

Sr No	Particulars of Test		Relevant standard
1)	Dead end String Fittings.		
1.1	Visual Inspection		As per relevant IS Standards
1.2	Mechanical routine test		
2)	Tension Clamps		
2.1	Visual Inspection		IS:2854(1)

(8) TESTS DURING MANUFACTURING.

Other tests during manufacture shall mean those tests which are to be carried out during the process of manufacturing to ensure quality control so that the end product of the designed quality conforming to the intent of this specification.

The list of tests to be conducted during manufacturing are as follows:

Sr No.	Particulars of Test		Relevant standard
1)	Visual inspection, Chemical analysis for tensile strength, Hardness, Inclusion rating, Grain size, Decarburization, Overall and magnetic particle examination tests for Forged fittings.		As per relevant IS Standards
2)	Visual Inspection, Dimensional check, Chemical analysis, Tensile strength and hardness test for steel fabricated components		
3)	Galvanization test as per relevant IS Standards		
4)	Visual inspection, Dimensional check and chemical analysis test for aluminium alloy used in fittings		
5)	Chemical analysis of zinc for		

Executive Engineer
M.S.E.T. Co. Ltd.
I.V. Project Div., Kalyan

Executive Engineer
TL Pretender

galvanising

Sr No.	Particulars of test	Reference standard
iv	Visual inspection, Dimensional check, chemical analysis and hardness test for Stainless steel bolts, U-bolts, Nuts and washers	- do -
v	Visual inspection, Dimensional check, Resistance to bending, Operation, Hardness and Resistance to torsional stress tests on stay strip.	- do -
vi	Visual inspection, Dimensional check and mechanical strength test on M.S bolts, nuts and plain washers	- do -
vii	Visual inspection, Dimensional check, Swivel Permanent load and hardness tests on spring washers	- do -

3) ADDITIONAL TESTS

The Owner reserves the right of having at his own expense any other tests of reasonable nature carried out at manufacturer's premises, or site, or at any other laboratory or institute on the aforesaid type, acceptance and routine tests to satisfy himself that the material complies with the specification. The owner also reserves the right to repeat the full series of a particular type test at any time during the pendency of contract.

4) GUARANTEED TECHNICAL PARTICULARS

The Guaranteed Technical Particulars for complete hardware fittings offered by the tenderer shall be duly filled in and submitted along with the offer.

5) IDENTIFICATION MARK

All components of hardware made by engineering shall invariably be provided by stamping with identification mark of the manufacturer. The identification mark and numbers shall be raised type and shall be at least 2 mm high. They shall be stamped on a non-load bearing surface of the assembly. The characters shall be distinct, durable and conspicuous after galvanising.

Executive Engineer
M.S.E.T.Co.Ltd.
E.H.V. Project Ckt., Kalyan

Executive Engineer
TL Pretender

ENGG. POWER PROJECTS LTD. PUNE

1.12 STANDARDS APPLICABLE

Except as modified in this specification, the materials to be supplied shall conform to the latest version, with amendments thereof, of the following Bureau of Indian Standards and other International Standards:

Sr. No.	Bureau of Indian Standard Specification No.	Title
1)	IS 2486-1988 Part-I	Metal fittings or insulators for overhead power lines with a nominal voltage greater than 1000 V - General requirements and tests
2)	IS 2486-1988 Part II	Insulator fittings for overhead power lines with a nominal voltage greater than 1000 V - Dimensional requirements
3)	IS 2486 - 1988 Part-III	Insulator fittings for overhead power lines with a nominal voltage greater than 1000 V - Locking devices
4)	IS 2486-1988 Part-IV	Insulator fittings for overhead power lines with a nominal voltage greater than 1000 V – Tests for locking devices
5)	IS 2121-1981 Part-I	Conductor and Earthwire accessories for overhead power lines - A Bird
6)	IS 2121-1981 Part-I	Conductor and earthwire accessories for overhead power lines - ASCU & Rigid Sleeves
7)	IS 2486-1988	Steel Line castings and forgings for overhead power lines
8)	IS 2629-1985	Galvanizing of iron and steel fittings
9)	IS 2062-1992	Steel for general structural purposes
10)	IS 3063-1981	Wrought Aluminium and aluminium alloy sections for electrical purposes
11)	ASTM A 370-96	Standard specification for steel bars and shapes
12)	IS 1161-1979	Steel tubes and pipes
13)	IS 513-1994	Cold reduced sheets and strip of structural steel and other steel products
14)	IS 2633-1986	Method of testing uniformity of coatings on zinc coated articles
15)	IS 4759-1984	Hot dip zinc coatings on structural steel and other allied products
16)	IS 6639-1972	Hexagonal bolts for steel structures

Executive Engineer
M.S.E.T. Co. Ltd.
E.H.V. [illegible] Fm, Kalyan

Executive Engineer
TL Pretender

170	IS 2016-1967	Specification for plain washers
171	IS 1458	Specification for hot dip galvanize coatings on [illegible]
172	IS 1573-1986	Electroplated coatings of zinc on iron and steel
173	IS 1363-1984	Hexagonal bolts, nuts and lock nuts and hexagon screws
174	IS 1367-1991 Part-I	Technical supply conditions for threaded steel fasteners Introduction and general information
175	IS 1367-1979 Part-III	Technical supply conditions for threaded steel fasteners Mechanical properties and test methods for Bolts, screws & Studs with full loadability
176	IS 1367-1980 Part-VI	Technical supply condition, for threaded steel fasteners Mechanical properties and test Methods for nuts with specified proof loads
177	IS 1367-1979 Part-IX	Technical supply conditions for threaded steel fasteners Surface discontinuities on Bolts, screws & studs
178	IS 1367-1979 Part-X	Technical supply conditions for threaded steel fasteners Surface discontinuities on nuts
179	IS 1367-1979 Part-XIII	Technical supply conditions for threaded steel fasteners Hot dip Galvanized coatings on threaded fasteners
180	IS 9937-1991	Aluminium alloy conductor wire for electrical purposes
181	IS 5613	Code of practice for Maintenance of Power line detection

Executive Engineer
M.S.E.T. Co. Ltd.
E.H.V. Project Dn., Kalyan

Executive Engineer
TL Pretender

CNC POWER PROJECTS (I) LTD. PUNE

2.0 GUARANTEED TECHNICAL PARTICULARS FOR INSULATOR HARDWARE SUITABLE FOR ACSR Panther/Zebra

Manufacturer's name and address of the offered equipment

Country of Origin

Type, IS/IEC designation

Sr. No.	Item	Material	Grade
A)	Single Suspension hardware		
1	Socket Clevis Eye		
2	Ball Clevis		
3	Hot Dip Galvanized Socket eye		
4	Locking Spring		
5	Socket/Ball pin with Circlip		
B)	Double Suspension hardware		
1	Cross arm Tubular Straight Coupling		
2	Cross arm Coupling plate		
3	Cross arm Coupling bolt		
4	Bolt Nut		
5	Locking Clevis		
6	Cross arm Angle plate		
7	Cross arm Coupling bolt		
8	Cross arm pin		
9	Cross arm Grooved Tubular Straight		
C)	DT / DA hardware assembly		
1	Socket and Ball eye		
2	Nomex piece		

Executive Engineer
M.S.E.T. Co. Ltd.
H.V. Project Dn.,Kalyan

Executive Engineer
TL Pretender

v) Suspension clamp -

B) Single tension hardware

i) Anchor Shackle -

ii) D or Solider bolt link -

iii) Clevis eye strong link -

iv) Hexa bolter nut with washer -

v) Line side earthing horn -

B) Double tension hardware

i) Anchor Shackle -

ii) Double link -

iii) Clevis eye yoke plate -

iv) Clevis eye strong link -

v) Ball clevis -

vi) Socket clevis -

vii) Line side yoke plate -

viii) Line side strong link -

ix) Turnbuckle -

C) Clamp assembly
(Common for tension hardware)

i) Steel sleeve -

ii) Compression tube
a) Conductor -

iii) Manufacturer's type test at
a) Single suspension
hardware -
b) Double suspension
hardware -
c) Single tension hardware -
d) Double tension hardware -

iv) Length of suspension
clamp -
v) Slip strength of -

Executive Engineer
M.S.E.T. Co. Ltd.

Executive Engineer
TL Pretender

PEC POWER PROJECTS PUNE

- ... requirements along
- Magnetic power loss in ... •
  ... for suspension ...
  ... at 800 Amps.
- Slip strength of ... •
  ... along, along
- Physical dimensions ... •
  ... Hardware and other ...
  ... requirements
- Telecom specifications ... •
  ... to be governing ...
  ... etc.

Executive Engineer
M.S.E.T. Co. Ltd.
E.H.V. Project Dn. Kalyan

Executive Engineer
TL Pretender

ANNEXURE-III

TECHNICAL PARTICULARS OF CONDUCTOR & EARTHWIRE ACCESSORIES

1.0 Accessories suitable for 0.2 ACSR Panther conductor (for 132 kV line), 0.4 ACSR Zebra Conductor (for 220 kV line) and 7/3.15 mm earth wire shall be offered.

2.0 MID SPAN COMPRESSION JOINT (CONDUCTOR)

Mid Span Compression Joint shall be used for joining two lengths of conductor. The electrical resistance of joint shall be less than 95% of measured resistance of equivalent length of conductor. The joint shall not permit slipping will damage to, or failure of the complete conductor or any part thereof at a load less than 90% of the ultimate tensile strength of the conductor. The joint shall be made of aluminium alloy.

3.0 REPAIR SLEEVE (CONDUCTOR)

Repair Sleeves of compression type shall be used to repair conductors with not more than two strands broken in the outer layer. The sleeve shall be manufactured from aluminium alloy. The repair sleeve shall comprise of two pieces with a provision of pin for aligning of the keeper piece. The edges of the sleeve as well as the keeper piece shall be so rounded that the conductor strands are not damaged during installation.

4.0 PRE-FORMED ARMOUR RODS

P.A. Rods shall be used for wrapping on the conductor at mid-span compression joint and clamp on line. The rods shall be made of aluminium alloy grade 6201 having tensile strength not less than 35 Kg/mm². The electrical conductivity of each of these rods be not less than 40% of IACS(International Annealed Copper Specification). The shape of rods at each end shall be Pencil tip. The center point of each rod shall be marked clearly to locate the exact point.

5.0 VIBRATION DAMPER

Vibration damper of H.R. type bridge type with four different resonant frequency spread within the specified aeolian frequency band-width shall be used for suspension and tension points of each conductor in each span to damp out aeolian vibrations. Two dampers on each side shall be used at tension points and one damper on each side of suspension points for normal spans. The Bidder shall furnish damper placement charts along with the bid for spans ranging from 100 m to 600 m.

The clamp of the vibration damper shall be made of aluminium alloy. The clamp shall be capable of supporting the damper during installation and prevent damage or chafing of the conductor during erection or continuous operation.

The messenger cable shall be made of high tensile strength steel wire with a minimum strength of 135 kg/mm². The damper mass shall be made of cast iron, hot dip galvanized or a precipitation hardened zinc alloy.

Executive Engineer
M.S.E.T. Co. Ltd.
E.H.V. Project Dn. Kalwa

Executive Engineer
TL Pretender

CPURE PROJECTS LTD. THANE

The complete analysis of the system, with and without damper, dynamic characteristic of the damper shall be submitted by the Bidder along with the bid.

6.9 SUSPENSION CLAMP (EARTH WIRE)

At all suspension towers suitable rotating type suspension clamps with [illegible] bolt arrangement. The suspension clamp shall be provided with a suitable hook to fix the U bolt rigidly to the hanger plate. The design of the assembly shall be such that the direction of pull of the earthwire through the clamp shall be coincident with the centre line of the tower.

The suspension clamp shall be provided with MS (size TBD) bolts, associated plain washers of Mild steel and spring washers of spring steel for connecting earth lead to the tower body.

The suspension clamp shall have a slip strength between 20% to 30% of the ultimate tensile strength of the earthwire. The breaking load of suspension clamp shall not be less than 5% UTS.

7.0 TENSION CLAMP (EARTH WIRE)

At all tension towers suitable compression type tension clamps shall be used for the earthwire. In this dynamic anchor shackle shall be supplied which shall be suitable for attaching the tension clamp to main plate. The tension clamp shall be provided with jumper pad for attaching jumper terminal lug. The nuts shall be attached with bolts, nuts and plain washers of mild steel and spring washer of spring steel. The length of one of the bolts shall be more than the other for connecting earth lead to the tower body.

The electrical resistance of the clamp when compressed on the earthwire shall be less than 20% of measured resistance of equivalent length of earthwire. The slip strength of the assembly shall not be less than 90% of the ultimate tensile strength of the earthwire. The angle of jumper terminal shall be 30° with respect to the vertical line.

The clamp shall be complete with all the components including anchor shackle, bolt, nut, washers, split pin, jumper arrangement etc.

8.0 MID SPAN COMPRESSION JOINT (EARTHWIRE)

Mid Span Compression Joint shall be used for joining two lengths of earthwire. The joint shall be made of Mild Steel. The joint shall not permit slipping till a load less than 90% of the ultimate tensile strength of the earthwire. The electrical resistance of joint shall be less than 95% of measured resistance of equivalent length of earthwire.

9.0 EARTH BOND

The earth bond shall be made of [illegible] grade 7/3.15 (7/3.15 mm) tinned flexible copper cable of size 37/0.417 mm and copper area of 54 sq mm. The length of each bond shall not be less than 450 mm. Two round copper lugs having suitable holes for 12 mm & 16 mm diameter bolts shall be crimped at either ends of the copper cable. One 45 mm long galvanised Mild Steel bolt with nut and plain, spring washer shall

Executive Engineer
M.S.E.T. Cell
S.L.M. Project Bhubaneswar

Executive Engineer
T& Pretender

also be provided. This shall be suitable for providing proper bondage between earthwire hardware and tower body. The pull off test shall not be less than 300 kg.

10.0 WORKMANSHIP

a) All the equipment shall be of the best design and conform to the best modern practices adopted in the field of High Voltage Tech.

b) The design, manufacturing process and quality control of all the materials shall be such as to give maximum possible working and reliability, elimination of sharp edges and corners to avoid corona and radio interference, best resistance to corrosion and a good finish.

c) Minimum weight of zinc coating shall be 300 gm/sqm for fasteners and 610 gm/sqm for all other hot dip galvanized articles.

11.0 BID DRAWINGS

The proposal shall include fully dimensioned assembly and component drawings for all items quoted. All drawings shall be neatly arranged and all drafting and lettering shall be accurate and legible. The minimum size of lettering shall be one eighth of an inch. Dimensions shall be in the metric units. The drawings shall give following information:

a) The bill of material indicating quantity, nature, grade and reference number of the material used for various parts. The thickness of plating/coating, size and weight of bolts shall also be indicated.

b) After award of contract the contractor shall submit to the Owner, 2 copies of drawings for approval within one month. The Owner shall accord approval for the drawings in reasonable period provided the same are as per specifications. The Contractor shall endeavor to furnish all the clarifications required by the Owner for approving the drawings promptly.

c) Once the drawings have been approved, no alteration or modification shall be carried out without prior approval of the Owner.

12.0 TESTS

A) TYPE TESTS

The contractor shall offer the equipment which are already type tested within five (5) years and manufactured by the owned manufacturers approved by the Owner.

In case the tests are not type tested within 5 years as on the date of LOA, to suit type tests as per relevant IS standards shall be carried out in presence of purchaser's representative before supply of material.

Executive Engineer
M.S.E.T. Co. Ltd.
E.H.V. Project Dn., Kalwa

Executive Engineer
TL Pretender

BHEL POWER PROJECTS PUNE-60

The list of type tests to be conducted is as follows:

Sr. No.	Particulars of test	Reference Standard
1)	Conductor accessories	
A)	MSCO	
1)	Visual examination	IS-2121
2)	Verification of Dimensions	
3)	Mechanical slip strength test	
4)	Heat cycle test	
5)	Electrical resistance test (Before and after heat cycle test)	
B)	Repair Sleeves	
1)	Visual examination	IS-2121
2)	Verification of Dimensions	
3)	Mechanical slip strength test	
4)	Electrical resistance test	
C)	P.G. Rod	
1)	Visual examination	IS-2121
2)	Verification of Dimensions	
3)	Slip strength test	
4)	Tensile Strength test	
5)	Bend test	
6)	Resistance test	
7)	Thermal resistance test	
D)	Vibration Dampers	IS 9708
1)	Visual examination	
2)	Verification of Dimensions	
3)	Mass pull off test	
4)	Impulse power loss test	
5)	Clamp slip test (Before & after fatigue test)	
6)	Clamp bolt torque test	
7)	Resistance to puncture test	
8)	Fatigue test	
9)	Galvanizing/Electroplating test	
10)	Dissimilar metal corrosion test (Before & after fatigue test)	
11)	Vibration analysis	
12)	Damper Efficiency test	

Executive Engineer
M.S.R.J.C.O. Ltd.
E.N.V. Projects, Jaipur

Executive Engineer
TL Pratandar

RAJASTHAN STATE ELECTRICITY TRANSMISSION CO. LTD.

Page 52

Sr. No.	Particulars of test	Reference standard
D)	**Earthwire accessories**	
A)	**Suspension clamp**	
1)	Visual examination	
2)	Verification of Dimensions	
3)	Mechanical strength test	IS:2486
4)	Clamp slip test	
5)	Galvanizing/Zinc coating test	
B)	**Tension clamp**	
1)	Visual examination	
2)	Verification of Dimensions	
3)	Mechanical/Slip strength test	IS:2486
4)	Electrical resistance test	
5)	Galvanizing/Zinc coating test	
C)	**MSCT**	
1)	Visual examination	
2)	Verification of Dimensions	
3)	Mechanical/Slip strength test	IS:2121
4)	Electrical resistance test	
5)	Galvanizing test	
D)	**Earth Rood**	
1)	Visual examination	
2)	Verification of Dimensions	IS:2121
3)	Slip strength test	

5) ACCEPTANCE TESTS:

The shall mean those tests which are carried out on complete Tower Assembly to prove the acceptance of the design.

The type/acceptance tests to be conducted are as follows:

Sr. No.	Particulars of test	Reference standard
D)	**Earthwire accessories**	
A)	**MSCT**	
1)	Visual examination	
2)	Verification of Dimensions	IS:2121
3)	Mechanical/Slip strength test	
B)	**Repair Sleeves**	
1)	Visual examination	
2)	Verification of Dimensions	IS:2121
3)	Mechanical/Slip strength test	

Executive Engineer
E.P.C. Co. Ltd.
Executive Engineer
TL Pretender

Sl No	Particulars of test		Reference standard
1)	**P.G. Rod**		
a)	Visual examination		
b)	Verification of Dimensions		
c)	Tensile Strength test		IS 209
d)	Resilience test		
e)	Electrical resistance test		
2)	**Vibration Damper**		
a)	Visual examination		
b)	Verification of Dimension		
c)	Slip strength test		
d)	Fatigue test		IS/CIGRE
e)	Clamp slip test after fatigue test		
f)	Resonance frequency test		
g)	Galvanizing/Electroplating test		
3)	**Earthwire accessories:**		
A)	**Suspension clamp**		
a)	Visual examination		
b)	Verification of Dimension		
c)	Mechanical strength test		IS 2486
d)	Galvanizing/Electroplating test		
B)	**Tension clamp**		
a)	Visual examination		
b)	Verification of Dimension		
c)	Mechanical strength test on clamp & connectors		IS 2486
d)	Galvanizing/Electroplating test		
C)	**MISC.**		
a)	Visual examination		
b)	Verification of Dimensions		
c)	Mechanical/slip strength test		IS 2121
d)	Galvanizing test		
D)	**Earth Bond**		
a)	Visual examination		
b)	Verification of Dimensions		IS 2121
c)	Slip strength test		

7.1 ROUTINE TESTS

(a) It shall mean those tests, which are to be carried out on each item to check the requirements which are likely to vary during production.

Executive Engineer
M.S.E.T. Circle
Vallioor

Executive Engineer
TL Pretender

The list of routine tests to be conducted is as follows:

Sr. No.	Particulars of test	Reference standard
D)	Conductor accessories:	
A1	<u>A.A. lead</u>	
1)	Visual inspection	IS:2121
2)	Verification of UTS requires	
B)	ACSR/ A.A. Repair Sleeves	
1)	Visual inspection	IS:2121
2)	Verification of Dimensions	
C)	Vibration Damper	
1)	Visual Inspection	IS:9708
D)	Earthwire fittings.	
A)	<u>Suspension clamp</u>	
1)	Visual Inspection	IS:2486
2)	Mechanical routine test	
B)	<u>Tension Clamp</u>	
1)	Visual Inspection	IS:2486
C)	MSCD	
1)	Visual Inspection	IS:2121
2)	Verification of Dimension	
D)	E.H.V.(spcl)	
1)	Visual Inspection	IS:2121

E) TESTS DURING MANUFACTURING:

Stage wise during manufacturing, the tests which are to be carried out to verify the process of manufacturing to ensure quality control and that the end product is of the desired quality conforming to the intent of this specification.

The list of tests to be conducted during manufacturing is as follows:

Sr. No.	Particulars of test	Reference standard
1)	Visual inspection, Dimensional check, Chemical Analysis and mechanical strength tests for radiator Cast Iron castings	As per relevant IS standards
2)	Dimensional check and chemical analysis test for Copper wire/ bars	-do-

Executive Engineer
M.S.E.T. Co. Ltd.
E.H.V. Project Dn.Kalyan

Executive Engineer
TL Pretender

PNC POWER PROJECTS LTD. PUNE

Sr. No.	Particulars of test	Reference standard
3)	Chemical analysis of wire for galvanizing	as

5) ADDITIONAL TESTS

The Owner reserves the right to, during or at its own expense at other time(s) or at any other place(s) in addition to the aforesaid type, acceptance and routine tests to satisfy himself that the material complies with the specification. The owner also reserves the right to repeat the full series of or any particular type test at any time during the period of contract.

13.0 GUARANTEED TECHNICAL PARTICULARS

The Guaranteed Technical Particulars for conductor and earth-wire as proposed and offered with this Annexure shall be duly filled in and submitted along with the offer.

14.0 IDENTIFICATION MARK

All components made by forging/casting shall specially be marked by embossing with manufacturer's mark of the manufacturer. The identifying letters and numbers shall be at least 2 mm and shall be at least 5 mm high. They shall be die stamped or cast on one of the non-load bearing surfaces of the assembly. The characters shall be clear, durable and non-corrosive after galvanizing.

Executive Engineer
M.S.E.T. Co.Ltd.
E.H.V. Project Dn.,Kalyan

Executive Engineer
TL Pretender

GUARANTEED TECHNICAL PARTICULARS FOR MSCJ FOR 0.2 sq.in. ACSR Panther/0.4 ACSR zebra

Manufacturer's name and address

Sr. No.	Particulars	Guaranteed Value
1)	Material	
2)	Bimetallic Connectors	
a)	Aluminium Sleeve	
b)	Outer Diameter	
c)	Inner Diameter	
3)	Steel Sleeve	
a)	Outer Diameter	
b)	Inner Diameter	
4)	After Compression Dimensions	
a)	Center to Center	
b)	Flat to Flat	
5)	Length before Compression	
6)	Slip strength	
7)	Electrical resistance of Joint after Compression	

Executive Engineer
M.S.E.T. Co. Ltd.
E.H.V. Project Dn. Kalyan

Executive Engineer
TL Pretender

GUARANTEED TECHNICAL PARTICULARS FOR REPAIR SLEEVES
FOR 0.2 ML in ACSR Panther & ACSR Zebra

Manufacturer's name and address :

Sr. No.	Particulars	Guaranteed Value
1)	Material	
2)	Before Compression dimensions	
a)	Outer Diameter	
b)	Inner Diameter	
3)	After Compression Dimensions	
a)	Compressed Length	
b)	Radius Bar	
4)	Weight before Compression	
5)	Slip strength	
6)	Electrical resistance of joint after Compression	

Executive Engineer
M.S.E.T. Co. Ltd.
E.H.V. Protection, Kalyan

Executive Engineer
TL Protection

GUARANTEED TECHNICAL PARTICULARS FOR PANTHER FOR 0.2 sq in. ACSR Panther/Zebra ACSR/Zebra

Manufacturer's name and address :

Sr. No.	Particulars	Guaranteed Value
i)	Material	:
ii)	Dimensions	:
iii)	Length of each rod (in mm)	:
iv)	Diameter of each rod (in mm)	:
v)	No. of rods per rod	:
vi)	Tolerance on length of rod	:
vii)	Direction of lay	:
viii)	Direction of lay	:
ix)	Shape of rod	:
x)	Tensile strength	:

Executive Engineer
M.S.E.T. Co. Ltd.
E.H.V. Project Dn., Kalyan

Executive Engineer
TL Pretender

GUARANTEED TECHNICAL PARTICULARS FOR VIBRATION DAMPER FOR 0.4 sq.in. ACSR Panther/0.4 ACSR Zebra

Manufacturer's name and address :

Country of origin :

Sr. No.	Description	Guaranteed Value
1)	Type	
2)	Material composition	
a)	Steel wire rope	
b)	Clamp	
c)	Messenger cable	
d)	Weight of complete damper	
3)	Weight of Aluminium wire	
4)	Total weight of damper	
5)	Safe strength of clamp	
a)	Before slippage	
b)	After slippage	
6)	Maximum possible frequency range at the which damper will operate	
7)	Power loss in energy	
8)	Mass per unit length	
9)	Weight of power cord at both ends	
10)	Standard specification to which damper conforms	

Executive Engineer
M.S.E.T. Co. Ltd.
E.H.V. Project Dn., Kalyan

Executive Engineer
TL Preliminary

GUARANTEED TECHNICAL PARTICULARS FOR SUSPENSION CLAMP FOR EARTHWIRE

Manufacturer's name and address :

Identification mark :

Sr. No.	Particulars	Guaranteed Value
1)	Type	
2)	Material, Grade & Standard for	
a)	Clamp body	
b)	Keeper plate	
c)	U/S bolt and nut	
d)	Eye hook	
3)	Breaking load of clamp	
4)	Slip strength	
5)	Length of clamp	

GUARANTEED TECHNICAL PARTICULARS FOR COPPER BOND

Sr No.	Particulars	Guaranteed value
1)	Material, Grade and Standard for	
a)	Conductor legs	
b)	Flexible bond	
2)	Stranding	
3)	Length	
4)	Pull to break	

Executive Engineer
M.S.E.T. Co. Ltd.
E.H.V. Project MAHARASHTRA STATE ELECTRICITY TRANSMISSION CO. LTD.

Executive Engineer
TL Pretender

GUARANTEED TECHNICAL PARTICULARS FOR TENSION CLAMP FOR EARTHWIRE

Sr. No.	Particulars	Guaranteed Value
	Name of the manufacturer and address	
	Type designation	
1	Material, Grade & Standard for	
a)	Clamp body	
b)	Screws	
2	Before compression dimensions	
a)	Outer Diameter	
b)	Inner Diameter	
3	After compression dimensions	
a)	Centre to Centre	
b)	Bolt to Bolt	
4	Slip strength	
5	Weight before compression	
6)	Mechanical resistance of conductor after compression	
7	Recommended specification of Aluminium-covering conductor	

Executive Engineer
M.S.E.T.Co.Ltd.
O.M. Project Div. Akola

Executive Engineer
TL Proiect Div

GUARANTEED TECHNICAL PARTICULARS TO BE USED FOR EARTHWORK

Manufacturer's name and address

Sr No.	Particulars	Guaranteed Value
1)	Material, Grade & Standard for Sleeve	-
2)	Before compression dimensions	
a)	Outer Diameter	-
b)	Inner Diameter	-
3)	After compression dimensions	
a)	Corner to Corner	-
b)	Flat to flat	-
4)	Length before compression	-
5)	Slip strength	-
6)	Electrical resistance of joint after compression	-
7)	Standard specification no. which guaranteed testing confirm	-

Executive Engineer
TL Prelander

MAHARASHTRA STATE ELECTRICITY TRANSMISSION CO. LTD

ANNEXURE IV

LIST OF APPROVED VENDORS

[illegible] GETCO's website www.getcoenquiry.in for Bid Enquiry [illegible]

Executive Engineer
M.S.E.T. Co. Ltd.
E.H.V. Project Dn. Kalyan

Executive Engineer
TL Pretender

ANNEXURE-V

GENERAL TECHNICAL REQUIREMENTS OF FOUNDATION, STUB SETTING AND EARTHING

1.0 GENERAL

Current reversals/Reinforcement concrete footings shall be used for all types of Towers in conformity with the pattern and practice followed in the country and the specifications laid herein.

Foundation works shall include all civil works relating to supply and installation of foundations such as form work/steel work, excavation, concreting, curing, backfilling, stub setting, providing template etc. Supply of materials such as cement, sand, coarse aggregate and reinforcement steel is included in the scope of the contractor.

The foundation designs and drawings for all new types of soil for 220/132 KV towers are available and shall be issued to the successful Bidder. The foundation designs required for any other type of soil shall be developed by the bidder as per the details given and shall be submitted to the owner for approval.

2.0 CLASSIFICATION OF SOIL AND FOUNDATIONS

2.1 CLASSIFICATION OF SOILS

The soil shall be classified for the excavation based upon the type of soil, subsoil water level and the presence of ground water or water.

a) Normal Soil

Soil for which removal by means of tools only pick axe, crowbar and shovel is possible.

b) Wet Soil

Where the sub-soil water table is encountered within the range of foundation depth or/and where pumping out of water is required due to presence of surface water.

c) Rocky Soil

d) Fissured Rock

Lime stone, laterite, soft disintegrated or other soft rock. Hard rock which can be quarried or split with crowbars and pickaxes shall be classified as Fissured Rock. However, if heavy blasting is required, it may be treated as for excavating the hard rock, but the soft rock in any way similar to material to be classified as hard rock.

e) Hard Rock

Hard rock is that specified under Technical Specifications for Tower Testing, drilling, chiseling or requiring blasting for excavation.

Executive Engineer
M.S.E.T. Co. Ltd.
E.H.V. Project
Pune

Executive Engineer
TL Pretender

4.1 Black Cotton Soil

Where soft to stiff clayey type have not necessarily black in colour which becomes very hard when dry & swells when wet resulting in differential movement, it is found at a certain depth of about 2.5 meters below ground level the foundation shall be classified as black cotton.

4.2 Classification of Foundations

The foundation design shall depend upon the type of soil and water level and the presence of aggressive water which have been classified as follows:

4.3 Normal dry

Where cohesive or non-cohesive soils or soft disintegrated rock is encountered in the foundation, the foundations shall be classified as normal dry

4.4 Wet

Where sub-soil water is met at 2.5 meters or above below the ground level or where surface water is present for long periods with wind conditions, or vertical type of under below the ground level e.g. the paddy fields, the foundations shall be classified as wet

4.5 Partially submerged

Where sub-soil water table is met between 0.75 meters to 2.5 meters below the ground level, the foundation shall be classified as partially submerged

4.6 Fissured Rock

Where decomposed or fissured rock, Soft Rock (hard gravel, kankar, laterite, boulders, any other soil of similar nature) is met, the foundation shall be classified as required for Lower Tension type foundations or for the other types of foundations.

4.7 Hard Rock

Where hard rock is encountered at 1.5 mtr or more below ground level the same shall be classified by chiseling, drilling and blasting is required

4.8 Black cotton soil

Where soil is clayey type have not necessarily black in colour which becomes very hard when dry & swells when wet resulting in differential movement, it is found at a certain depth of about 2.5 meters below ground level the foundations in these types of Black cotton

4.9 Properties of soil

Properties of soil encountered in general in the area of Maharashtra are given in following table:

Executive Engineer
M/S E.T. Co. Ltd.
E.H.V. Proj. MAHARASHTRA STATE ELECTRICITY TRANSMISSION CO. LTD Page No.

Executive Engineer
TL Pratapdar

PROPERTIES OF EARTH

Sr No	Particulars	Unit	Value
1)	Weight of earth		
a)	Dry	KN/m³	14.12
b)	Unit weight of surface water	KN/m³	9.81
c)	Unit weight of subsoil water	KN/m³	9.22
2)	Normal Dry		
a)	Ultimate bearing capacity	KN/m²	960
b)	Weight of earth	KN/m³	14.46
c)	Angle of Repose	Degrees	20° degree
3)	Soft Weathered Rock		
a)	Ultimate Bearing Capacity	KN/m²	643.39
b)	Weight of earth	KN/m³	14.27
c)	Angle of Repose	Degrees	26°
4)	Wet Fissured Rock		
a)	Ultimate bearing capacity	KN/m²	612.39
b)	Weight of Rock	KN/m³	9.22
c)	Angle of Repose	Degrees	16°
5)	Hard Rock		
a)	Ultimate Bearing Capacity	KN/m²	4250.0
b)	Ultimate Load Transverse and Longitudinal	KN/m²	0.5

Executive Engineer
M.S.E.T. Co. Ltd.
E.H.V. Project Div. Kalyan

Executive Engineer
T.L. Pretender

Sr No.	Particulars	Unit	Value
6)	Black Cotton Soil (On Dry condition)		
a)	Ultimate Bearing Capacity	KN/m^2	220 Kn
b)	Weight of Earth	KN/m^3	14.7
c	Angle of Repose	Degrees	5°
7)	Black Cotton Soil (On Wet condition)		
a)	Ultimate Bearing Capacity	Kn/m^2	110 Kn
b	Weight of Earth	KN/m^3	22
c)	Angle of Repose	Degrees	0°

5.0 DESIGN OF FOUNDATIONS

All the four footings of the tower shall be identical. Each individual footing of tower shall be apart.

5.1 The total depths of foundations below the ground level shall not be less than 1.5 meters and more than 3.0 meters. To maintain the uniformity of bolt stubs for all types of foundations, for each type of tower, the same depth of stub below ground level shall be used for different types of foundations. Common foundation designs shall be provided for normal tower and tower with 30° DM deviation.

For designing foundations at locations having black cotton soil the same shall be considered as fully submerged in nature.

In case of faulted rock locations where water table is met at 1.5 meter or more below ground level wet type flattened rock foundations shall be adopted. If after soil investigation, water level is encountered less than 1.5m below ground level, a separate foundation design for partially submerged condition applicable shall be developed by the Contractor for execution.

5.2 The foundations shall be designed to withstand the worst load of the angle operation and the following maximum overturning moments, whichever is more critical in conformity with the relevant codes:

5.3 The inclination of the footings shall be comprised of the following type of slopes as may be required to be adopted:

(a) Main open excavation or down thrust slope for all type

Executive Engineer
M.S.E.T. Co. Ltd.
E.H.V. Project Dn., Kalyan

Executive Engineer
T.L. Pratisthan

for Maximum Horizontal stress on side thrust

6.6 The additional weight of concrete in the footing below ground level over the earth weight and the dead weight of concrete above the ground level in the footing and stub/chimney stub parts will also be taken into account adding to the down thrust.

6.7 Foundation of all types shall be designed with zero degree angle of repose and shall be checked for uplift condition.

6.8 Foundations considered here upto up-lift, slopes shall be used for its improvement.

6.9 Soil characteristics shall be provided in the drawings pertaining to all types of soil.

6.10 FACTOR OF SAFETY

6.11 The factor of safety of 2.2 and 1.65 shall be adopted in normal condition and broken wire condition respectively. The working loads at normal tower or extension whichever is critical, shall be multiplied by appropriate factor of safety to arrive at the ultimate foundation loads.

7.0 STABILITY ANALYSIS

7.1 In addition to the strength design, stability analysis of the foundation shall be done to check the possibility of failure by overturning, uprooting, sliding and tilting of the foundations.

7.2 The following primary types of soil or bedrock shall be assumed to act in resisting the loads transmitted on the footings in earth.

i) Cohesive type soil

The uplift forces will be assumed to be resisted by the weight of earth in an inverted frustum of a concrete pyramid of earth as per formula derived in drawing enclosed in this specification, of the footing pad whose sides make an angle equal to the angle of repose of the soil with the vertical, in average soil.

The weight of concrete embedded in earth and that above the ground will also be considered for resisting the uplift. In case where the frustum of cone pyramids of two adjacent legs overlap each other, the earth between will be considered to remain as a vertical plane passing through the centre line of the tower base. The soil weight in such cases will be calculated with FOS while calculating moment.

ii) Cohesionless type soil

The down thrust loads remain the same, the additional weight of concrete above earth will be considered only. The angle of repose of the soil assumed to be acting on the vertical sides of the footing.

Executive Engineer
M.P.T.C.Co. Ltd.
EHV Construction Circle, Indore

Executive Engineer
T.L. Pretender

.) Resistance against side thrust

The contractor has to check the foundation against side thrust forces as detailed in drawing enclosed. If uplift and tower Guys are proposed in certain direction for foundation design, full resolution in vertical mode shall be taken at footing tip for design. The footing to CG side shall be

8.0 PROPERTIES OF CONCRETE

.) The grade of concrete for the foundation shall be as given M-15 corresponding to 1:2:4 nominal mix ratio or M-20 corresponding to 1:1.5:3 nominal mix ratio with 20mm nominal aggregate for chimney portion and 40mm coarse aggregate for pedestal or stub portion depending on foundation design and relevant correlation drawing.

All the properties of concrete regarding its strength under compression, tension, shear, punching and bond etc. as well as workmanship will conform to IS:456-1978

.) The weight of concrete to be considered for design of foundation is given in following Table

WEIGHT OF CONCRETE

Type of Concrete	Weight in dry region KN/M³ (Kg/M³)	Weight in presence of subsoil water KN/M³(Kg/M³)
Concrete	21.9x(2240)	12.1x(1240)
Reinforced Concrete	24.4(2490)	14.6(1490)

9.0 DETAILING OF FOUNDATIONS

9.1 The thickness of concrete in the chimney portion of the tower footing would be such that it provides minimum cover of not less than 40mm from any part of the sub angle to the nearest outer surface of the concrete in respect of all dry locations limiting the maximum stress of chimney to 28N/mm². The same in respect of all wet location, the chimney should have all round clearance of 150mm from any part of stub angle considering the minimum chimney size of 450 mm x 450 mm.

.) The chimney top of footing shall be at least 225mm above ground level and also the top of the pad concrete up to the lower most bolt level, between the bottom flanges and the plan member of the tower.

9.3 The angle of dispersion is taken as 30° with respect to the vertical. However, Siddhi Engineering's footing is with reinforced concrete pyramid slab, in which case the limitation of 45° is not applicable. Mild steel bars shall not be used for reinforcement.

.) Minimum 300mm thick sole of the apex to the base of pyramid with its sides vertical will be provided below the pyramid to account for the unevenness of soils. Ignorance likely

Executive Engineer
M.S.E.T. Co. Ltd.
E.H.V. Project, Dhokaria

Executive Engineer
TL Pretender

to be poured in concrete due to direct contact of wet concrete with earth and also by allowing about 25mm projection reaching up to corner edges. This pad will also be provided in cases where pyramids are provided over concrete slabs.

9.5 In case of partially submerged and fully submerged type foundations, at least one base slab of not less than 200mm thick shall be provided. In case of reinforced concrete slab, the slab thickness should not be less than 300mm.

9.6 The minimum distance between the lowest edge of the stub angle and the bottom surface of concrete footing shall not be less than 75 mm or more than 150mm in case of rock excavation, but not less than 100mm or more than 150mm in case of soft soil excavation.

9.7 In case of foundations having steel reinforcement in pyramid or slab and for all the partially submerged locations at least 50mm thick pad of lean concrete corresponding to 1:4:8 shall be provided prior to pad/chimney mentioned at clauses 9.4 and 9.5 above and the possibility of reinforcement rods being exposed to the elements of the bottom uncovered pit will be avoided after erection of concrete slab with water.

9.8 The portion of the stub in the pyramid (or slab) shall be designed to take pull, down thrust or uplift loads by the steel combined with the bond between stub angles and pyramid concrete. The Contractor shall furnish the calculation for grouting of stub angles with the foundation design.

10.0 MARKING OF TOWER LOCATION

The tower centres shall be staked out and the markings of foundations as per approved excavation pit drawing shall be made on the ground.

11.0 EXCAVATION

11.1 Except as specially otherwise provided, all excavations for footing shall be made to the lines and grades of the foundation. The excavation wall shall be vertical and the

pit dimensions shall be made as to allow adequate working space on all sides from the foundation pad. The Contractor should ensure that clearance is maintained as advised by Engineer in charge of tower from the foundation pad is maintained as per advice of engineer in charge for quality work. All excavation shall be protected so as to maintain a clean dry grade until the footing is placed, using if necessary, pumping, bailing etc., if necessary. Any soft, spoil, soft or other undesirable materials which have accumulated in the excavated pit shall be removed by the Contractor before placing concrete.

11.2 No extra charge shall be admissible for the removal of the rubble earth in the pit, water ingress, excavation, blasting, shoring and stacking as approved by authorized representatives of the Owner shall be provided by the Contractor when the rock excavation in the foundation pit is determined at the discretion of Owner.

11.3 Where rock is encountered, the holes for tower footings shall preferably be drilled, but where blasting is to be resorted to as an economy measure it shall be done with utmost care to minimize the use of explosive for filling the blasted areas. All necessary precautions for handling and use of blasting materials shall be taken. In case where blasting is done, the holes may be shattered suitably with the approval of the Owner so

Executive Engineer
M.S.E.T.C.L.
E.H.V. Project, Nagpur

Executive Engineer
TL Pratendar

for variation of specifications. Further it may be noted that the Contractor may be required to do excavation in rock if the site conditions so warrant.

12.4.1 When intermediate soil strata is encountered the owner will modify the foundation drawings as per requirement with under cut position of reinforcement. The Contractor shall supply requisite structural steel to be responsible for change and use of this material.

12.5 The Contractor shall record the type of soil encountered during excavation of pits to different locations as per 12.4.1

12.6 SETTING OF STUBS

12.6.1 The holes are to be set correctly in accordance with approved method of the exact location and alignment and precisely at correct levels with the help of mild steel templates and leveling instrument. Stubs shall be set in the presence of Owner's representative available at site where required and for which adequate advance intimation shall be given to the Owner by the Contractor. No extra charges shall be paid to the Contractor by way of such payment for setting of stub setting templates.

12.7 Setting of stubs at each location shall be approved by the Owner's representative.

13.0 RAISED FOUNDATIONS

Wherever tower and extensions are to be erected at locations which fall under highest flood level of adjacent rivers the chimney shall be suitably raised above HFL. The stub length in such locations shall be suitably increased and provided adequate cut for chimney and footing.

14.0 BASE PLATES AND ANCHOR BOLTS

At some special locations, it may be necessary to provide Anchor rods and Base plates instead of stubs. These shall be designed and submitted by the Contractor for the approval of the Owner. The Contractor shall supply the Anchor bolts, base plates, tower footing and template for setting of anchor bolts.

15.0 CEMENT, AGGREGATES & REINFORCEMENT STEEL

15.1 The cement shall be arranged by the Contractor. Also cement should be stacked in an approved manner and only fresh cement not more than three months old from the date of manufacture shall be used for consideration. Empty cement bags shall be returned by the Contractor.

15.2 a) The Portland cement used in concrete shall conform to IS 269-1967.

b) The Pozzolana cement used in concrete shall conform to IS 1489-1976. The mixing ratio of Pozzolana cement will be decided at the time of execution of the Contract.

c) The maximum aggregate for the various grades of concrete shall be as follows:

Executive Engineer
U.S.E. Civil Construction
E.H.V. Project Dn., Kalyan

MAHARASHTRA STATE ELECTRICITY TRANSMISSION CO. LTD. Page 10

Executive Engineer
Tk. Pratapgad

M 30 (1:1.5:3)	400 kg/m³
M 25 (1:2:4)	330 kg/m³
Lean concrete M 10 (1:3:6)	240 kg/m³
M 7.5 (1:4:8)	180 Kg/m³
Lean concrete for blinding	105 kg/m³

(f) The bidder shall use the cement of following brands

(a) L & T
(b) KESORAM
(c) ACC
(d) Ambuja

10.3 Concrete aggregate shall conform to IS:383-1970. It may be used from the natural or the used shall be taken from approved machine crushed and it should be without stone-aggregate.

10.4 The water used for mixing concrete shall be fresh, clean and free from oil, salt, organic matter, organic materials or other deleterious substances. Potable water is generally satisfactory.

10.5 Reinforcement shall conform to IS:432-1966 for M.S. bars and hard drawn steel wire and to IS:1139-1966 or IS:1786 for deformed and cold twisted bars respectively. All reinforcement shall be clean and free from loose mill scales, dirt, loose rust, and coats of paint, oil or other coatings, which may destroy or reduce bond. Contractor shall supply, fabricate and place reinforcement with fusion bonded epoxy coating to Employer's dimensions as indicated on or required to carry out the intent of drawings and specifications.

10.0 **MIXING, PLACING AND COMPACTING OF CONCRETE**

10.1 The concrete shall be mixed in the mechanical mixer. However, in case of unavoidable circumstances hand mixing may be permitted at the discretion of Owner's site in charge. The water for mixing concrete shall be fresh, clean and free from oil, acids and alkalis. Salinity or turbid water shall not be used.

10.2 Mixing shall be continued until there is uniform distribution of material and the mass is uniform in colour and consistency, but in no case the mixing be done for less than two minutes. Normally mixing shall be done close to the foundation, but in case it is not possible, the concrete may be mixed at the nearest convenient place. The concrete shall be transported from the place of mixing to the place of final deposit as rapidly as practicable by methods which shall prevent the segregation or loss of any ingredient. The concrete shall be placed and compacted before setting commences.

Executive Engineer
M/s A.E.T. Co. Ltd.

E.H.V. SS at Dankuni

Executive Engineer
TL Protender

17.3 Design mixes shall be used for casting all types of foundation. The concrete shall be laid in layers not exceeding 150mm layers and consolidated well, so that the cement grout works up to the top and no honey-combing is left in the concrete. The mechanical vibrator shall be employed for compaction of the concrete. However, in case of extremely narrow, manual compaction may be permitted at the discretion of the engineer. After completing the foundation concrete to the required height, the top surface should be finished correctly with a slight slope towards the edge so that any rain water falling on the top of

17.4 In no case, the pits shall be kept completely dewatered, before the concrete is placed and for 24 hours thereafter. There should be no disturbance of any kind during this period. No extra charges shall be paid for dewatering.

17.5 After the form work has been removed, if the concrete surface is found to be defective, the damage shall be repaired with dry cement concrete mortar in the presence of the Owner's representative before the foundations pits are backfilled.

18.0 BACK-FILLING AND REMOVAL OF STUB TEMPLATES

18.1 After grouting of form work and removal of shoring and timbering if any, backfilling shall be started, after repairs, if any, to the foundation concrete. Backfilling shall normally be done with the excavated soil, making allowance of large boulder stones, in which case the boulders shall be broken to a size not exceeding 40mm. In such cases where clean borrowed earth is required for backfilling, this shall be done by the Contractor at his own cost, irrespective of lead.

18.2 The backfilling materials should be clean and free from organic or other foreign materials. The earth shall be deposited in maximum 200mm layers, leveled and watered and compacted properly before another layer is deposited. Care shall be taken that the backfilling is started from the foundation ends of the pits towards the outer ends. After the pits have been completely filled to full depth, the stub template may be removed.

18.3 The backfilling and grading shall be carried to an elevation of about 150mm above the finished ground level after cut water. After backfilling 50mm thick earth cushion and sufficient quantity of water will be poured in the backfilling earth for a period 24 hours.

19.0 CURING:

The concrete after curing for 24 hours shall be cured by keeping the concrete wet continuously for a period of 21 days after laying. The pit may be back filled with selected earth, puddled well with necessary amount of water and well consolidated in layers not exceeding 200mm. Puddling of backfilled earth in the pits to a minimum period of 24 hours and more. Both the backfilled earth and exposed concrete surface should be kept wet for the remainder of the prescribed limit of 10 days. The exposed concrete above ground and backfilled earth shall be kept wet by providing empty cement bags soaked in water fully wrapped around the concrete columns for curing and watering of the bags are kept wet by the frequent pouring of water on them.

Executive Engineer
M.S.E.T. Co. Ltd.
C.M.V. Project Dn. Kalyan

Executive Engineer
TL Pratandar

19.0 SPECIAL FOUNDATIONS

The Owner may desire to construct a few special foundations at suitable locations and use if necessary.

20.1 FACTOR OF SAFETY FOR SPECIAL FOUNDATIONS

The factor of safety of 2.25 and 1.5 shall be adopted in normal conditions and broken wire conditions respectively. The working loads on normal towers or extensions whichever is critical, shall be multiplied by appropriate factor of safety to arrive at the ultimate foundation loads.

20.2 EARTHING

The earthing resistance of all towers shall be measured by the Contractor immediately after tower erection and before the stringing of earth-wire. All the towers are to be earthed however, in certain tower footing resistance shall exceed 10 ohms. Pipe type earthing and counterpoise type earthing wherever required shall be done in accordance with the specifications made in IS:3043-1987 and IS 5613 (Part-II/Sec-1) 1985. The details for pipe and counterpoise type earthing are given in drawing enclosed.

20.3 Benching

When the line route passes through hilly/undulated terrain, for a few towers benching may be required to level the ground for casting of tower footings or some extension. All the relevant details to make the required area or ground at some elevation for casting of foundation, shall be furnished as benching work. Benching work will include cutting of excess earth and removing or stack in a suitable point of disposal as required by the Owner. The excavated earth should be used for filling the slopping area for making the ground. Benching shall be resorted to only after getting specific approval from the Owner. Volume of the earth to be cut shall be measured before cutting and got approved from the Owner. This volume of earth shall be considered for the purpose of payment against the head of benching work. It may be noted that the activity related to making the area of ground to some elevation for level difference less than one meter shall not be considered as benching. No payment shall be made for benching work executed up to the level of 2 meter from top for level difference more than 2 meter. Between legs, the bidder shall provide the towers with unequal legs. The required extension legs with bracings shall be designed by the bidder.

21.0 PROTECTION OF TOWER FOOTING

21.1 The work shall include all necessary stone pitching and concreting after earth filling above ground level in the clearance with stacking of all surplus excavated soil on the top of prevailing revetment. Special measures for protection of foundations in steep hill slopes, hilly undulated terrain, etc. shall be attempted by providing suitable revetment / retaining wall, stone pitching and galvanized wire netting and stacking properly with boulders. The top and bottom of the stone revetment shall be done with M-15 concrete (1:2:4 mix). The Contractor shall furnish recommendations for protection of the foundations wherever required.

21.2 Retaining Wall

In case level difference between tower footing is more, the retaining wall of suitable height at the low lying portion shall be provided with Rubble stone masonry in CM 1:4 with necessary excavation, lean concrete, rubble stone masonry & providing of 100 mm thick M-15 concrete at top of wall. The tower footing will be leveled by Stack

Executive Engineer
M.S.E.T. Co. Ltd.

E.H.V. Project Circle, Kolhapur

MAHARASHTRA STATE ELECTRICITY TRANSMISSION CO. LTD. Page 56

Executive Engineer
TL Protender

ENG POWER PROJECTS (I) LTD. PUNE

filling with excavated soil or borrowed soil inside the retaining wall. The height or retaining wall, its length and width shall be got approved by the contractor before taking up the work from engineer-in-charge not below the rank of Executive Engineer.

21.6 The quantity of excavated earth obtained from a particular location shall generally be utilized in back filling work in preference to any further excavation unless it is unsuitable for such purposes. In the latter case, the back filling shall be done with borrowed soil. It is not sufficient to achieve the leveled filling normal earth of adjacent surface irrespective of area, as per the rate provided in the letter of award. The consideration of such shall however, be done after backfilling for all type

22.0 STANDARDS

22.1 The erection procedure and materials used for design and construction of transmission lines shall conform to the following Indian Standards (IS) which shall mean latest revision with amendments/changes published and published, unless specifically stated otherwise in the specification:

22.2 The material and services covered under these specifications shall be performed as per requirements of the relevant standards/codes referred hereunder against each item of supply/work and services. Other internationally acceptable standards which ensure equal or higher performance than those specified shall also be accepted.

Sr. No. & Reference No. (Paragraph)	Title
1	(269)-1967 Ordinary, rapid-hardening and low heat Portland Cement
2	383-1970 Coarse and fine aggregates from natural sources for concrete
3	1432-1966 (Part I & II) Mild steel and medium tensile steel and hard drawn steel wire for concrete reinforcement
4	456-1978 Code of practice for plain and reinforced concrete
5	800-1962 Code of practice for use of structural steel in general building construction.
6	1139-1966 Hot rolled mild steel medium high yield strength steel deformed bars for concrete reinforcement
7	1489-1976 Portland Pozzolana Cement
8	1786-1985 Cold twisted steel bars for concrete reinforcement
9	2485-1963 Specification for steel spoke type wheels design of dimensions
10	IS:3043-1972 Code of practice for earthing with amendments No. 1 & 2
11	802-1977 Code of practice for design and erection of transmission line towers and poles

Executive Engineer
M.S.E.T. Co. Ltd.
O.H.V. Project Circle, Kolhapur

Executive Engineer
T.L. Preiander

ANNEXURE-VI

GENERAL TECHNICAL REQUIREMENTS OF ERECTION WORKS

1.0 General

1.1 The scope of erection work shall include the loading, unloading, transportation to site, handling at the destination the various materials transportation to stores, dumps, safe custody, transportation to work site, erection, re-tightening and testing and commissioning of the line.

1.2 Contractor shall set up required number of stores along the line and the exact location of such stores shall be discussed and agreed to between the Contractor and the Owner.

The insulators packed in wooden crates should be stacked properly so as to avoid any damages. The insulators should be taken out of packing crates one set at a time in order to see that there are no breakages during transit. It will be the responsibility of the contractor to see that damaged insulators are not used.

1.3 All galvanised members shall be thoroughly inspected. If any defects are found in case of hot-dip galvanised members, the members if acceptable to Owner shall be repaired by applying zinc rich protection paint.

1.4 Treatment of Joints

Before tightening bolts, the surfaces of joints shall be cleaned and painted with one coat of Zinc-rich paint, if required. However for the lines in coastal or highly polluted areas, two coats of paint shall be necessary as mentioned.

1.5 Assembly

For matched holes for the erection of towers, shall ensure the following:

a) Reaming of the members shall not be permitted. In bringing bolt into position, if may however, be necessary to match hole positions at joints and to facilitate this, tapering not more than 450mm long may be used.

b) Before starting erection of an upper section, the lower section shall be completely bolted and all bolts provided and tightened adequately in accordance with approved drawings to prevent any damage during upper erection.

c) All plan diagonals relevant to a section of tower shall be placed in position before assembly of upper sections is taken up.

d) The bolt positions in assembled towers shall be as per IS:802 (Part-I/Section-2):1978.

e) Towers shall be fitted with number plate, danger plate, pole plates, circuit plate and anti-climbing device as described.

Executive Engineer
M.S.E.T.C.L.
E.H.V. Project Division

MAHARASHTRA STATE ELECTRICITY TRANSMISSION CO. LTD. Page 97

Executive Engineer
TL Pretender

ENGINEER (TECH.) POST

3.0 **Tightening and Punching of Bolts and Nuts**

3.1 All nuts shall be tightened properly using correct size spanners and proper strength. Before tightening, it will be seen that filler washers and plates, placed in between gaps between members, bolts of proper size and length are inserted, and nuts spring washers as specified under each nut. In case of step bolts, spring washers shall be placed under the nuts only. The tightening shall progressively be carried out from the top downwards care being taken that all bolts at every level are tightened simultaneously. The threads of bolts projecting outside the nuts shall be punched at their position so as to ensure that the nuts are not loosened in course of time. If during tightening, a bolt is found to be shearing or tearing over the bolt threads, the bolt together with the nut shall be replaced.

3.2 The threads of all the bolts projecting outside the nuts shall be punched at two symmetrically opposite places. The circular length of each welding shall be at least 50 mm. The welding shall be provided from ground level to that point of the vertical height whichever is higher. After welding, cold galvanized paint having at least 90% zinc content shall be applied to the welded portion. At least two coats of the paint shall be applied. The cost of welding

and paint including application of paint shall be deemed to be included in the tower erection price.

3.3 Instead of lock welding of nuts with bolts, as is specified above, the Contractor can propose some alternative arrangements, like use of epoxy resin adhesive which can serve the purpose of locking the nut permanently with the bolt and thus preventing pilferage of the tower members.

In case the contractor offers some alternative to nuts welding, he shall have to furnish all the technical parameters of the same, to facilitate the owner to study and evaluate its acceptability.

3.0 **Insulator Hardware**

3.1 Suspension insulator strings shall be used for suspension towers and tension insulator strings or angle and dead end towers. These shall be fixed on all the towers one point earthing arrangement. Damaged insulators and fittings, if any, shall not be employed at the time of erection. Before hoisting all insulators shall be cleaned in a manner that will not spoil, injure or scratch the surface of the insulator and in no case shall oil be used for the purpose. Corona control rings shall be fitted in an approved manner. The yoke arrangements shall be horizontal for tangent and longitudinal for expansion strings. Proper washers shall be used for fixing different size nominals and their arrangement in the suspension string for conductor and earthwire, as directed by the manufacturer of the same.

3.2 **Stringing of conductor and earthwire**

The Contractor shall be exactly responsible for any damage to the towers, conductors and earthwire during stringing. While running out the conductors, and earthwire, care shall be taken that these do not touch soil and against the projection of objects which could cause scratches or damages to the strands. The conductors shall be

Executive Engineer
M.G.V.C.L. Co. Ltd.
E.H.V. Project Div., Kalyan

Executive Engineer
T.L. Protection

119

into out of the drums from the top in order to avoid damage due to chafing. Immediately after running out, the conductor shall be raised at the supports to the levels of the clamp and placed into the running blocks. The groove of the running blocks shall be of such a design that the seat is semi-circular and larger than the diameter of the conductor/earthwire and it does not slip over or rub against the sides. The grooves shall be lined with hard rubber or neoprene to avoid damage to conductors and shall be mounted on properly lubricated bearings.

4.2 The running blocks shall be suspended in a manner so that the design of the cross-arm and running blocks, especially those of the tensioning end, will be such on the cross arms with pole clamps wrapped to fit the steel work and reduce the danger to overstressing in the stringing as well as to the protective surface finish of the steel work. In case tubular or section towers are used even for temporary installations, if this be unavoidable, they shall be well guyed and slope shall be taken by the Contractor to avoid damage. Guying proposal along with necessary calculations shall be submitted by the Contractor to Engineer-in-Charge for the approval. Proper I&T shall also be made available to the Owner/by the Contractor by checking the load in the guy wires. The ground shall be provided with a suitable braking device to avoid damages, loads running out and kinking of the conductor. The conductor shall be continuously observed for broken strands or any other damage. When approaching end of a drum length at least three coils shall be left when the stringing operations are to be stopped. These coils are to be removed carefully, and if another length is required to be run out, a joint shall be made as per the recommendations of the accessories manufacturers.

4.3 Repairs to conductors, if necessary, shall be carried out during the running out operations, with repair sleeves. Repairing of conductor surface shall be done only in case of minor damage, staff must be on keeping in view both electrical and mechanical safety requirements. The final conductor surface shall be clean, smooth without any projections, sharp points, indentations etc.

4.4 Compression splices shall be so made that they do not crack or get damaged in the stringing operation. The Contractor shall use only such equipment/methods during conductor stringing which ensure complete compliance in this regard.

4.5 Devices shall be used where roads, rivers, channels, telecommunication or overhead power lines, railway lines, fences or walls have to be crossed during stringing operations. It shall be ensured that normal services are not interrupted or damage caused to property. Shut down shall be obtained when working at crossing of overhead power lines. The Contractor shall be entirely responsible for the proper handling of the conductor, earthwire and accessories in the field.

4.6 The alignment of earthwire shall be such as to provide adequate shielding angle for the outermost phase conductor. Deviations of locations or towers shall be avoided as far as possible.

4.7 The proposed transmission line shall run parallel for certain distance with the existing 400 KV, 220 kV, 132 KV lines which may remain energised during the stringing period. As a result there is a possibility of dangerous voltage build up due to electromagnetic and electrostatic coupling in the earthing wire of conductor and earth wires which although comparatively small during normal operation can be severe during

Executive Engineer
M.S.E.B./MAHATRA STATE ELECTRICITY TRANSMISSION CO. LTD.
E.H.V. Project Div. Kalyan

Executive Engineer
TL Protander

stretching. It shall be the Contractor's responsibility to take adequate safety precautions to protect his employees and others working on the overhead lines.

4.3 B, C and D angle type of towers are not designed for one side stringing. Therefore proper guying arrangement shall be made for 'B', 'C' and 'D' type of towers during stringing on one section while the other section is tensioned. The Contractor shall submit the detailed proposal along with the calculations for guying which shall be approved by Engineer-In-Charge. Proper Tarf shall be made available to the Owner by the Contractor for erecting the tension in the guy wires. All the expenditure on account of the above work is deemed to be included in the unit price and no extra claim shall be made for the same.

5.0 **Stringing of earthwire and conductor**

The sequence of stringing shall be first earthwire, then phase conductor.

5.1 An allowance of 2.0% shall be given to compensate the conductor creep.

5.2 The contractor shall give complete details of the stringing methods which he proposes to follow. Before the commencement of stringing, the Contractor shall submit the stringing charts for the conductor and earthwire showing the initial and final sag and tension for various temperatures and spans, along with equivalent spans of the lines for the approval of the Owner. The stringing chart shall be prepared for a wide span of tower spotting and shall cover the entire line details.

6.0 **Jointing**

6.1 All the joints of the conductor and earthwire shall be compression type in accordance with the recommendations of the manufacturer. No wire of different material, size or equipment like pre-formed compression dies, pressure etc. shall be used in stringing by the Contractor. Each part of the joint shall be cleaned by wire brush to remove all dirt from it and shall be properly greased with neutral grease compound. Greasing and assembling of the joint shall be done as per the recommendations of the supplier before the final compression is done with the compressor.

6.2 All the tension or splices shall be made at least 30 meters away from the structures. No joints or splices shall be made in the span crossing over major roads, railways, canals, rivers with fusion spans. Not more than one joint per sub-conductor shall be allowed in any span. The compressed type dead end shall be used connecting type clamps shall be used to mark the conductor to indicate when the final is tightened properly. During commissioning or upkeep operation the conductor may be pulled back, such a manner as to prevent internal or vertical bearing against the clamp. After removing the jack the aluminium sleeve shall have all corners rounded, burrs and sharp edges removed and re-protected.

6.3 During stringing of conductor to avoid any damage to the joint the Contractor shall use a suitable protector with mild steel cup-grease in case joints are to be passed over pulleys. Workmanship rollers. The size of the groove of the pulley shall be such that the Executive Engineer M & E.H. Co. Limited joint may be passed over it smoothly. E.H.V. Project Dn.,Kalyan

Executive Engineer
TL Pretender

7.0 Sagging-in-Operation

7.1 The conductors and earth wire shall be pulled upto the desired sag and left in running block for at least one hour after which the sag shall be re-checked and adjusted, if necessary, before transferring the conductors from the running blocks to the suspension clamps. The conductors shall be clamped within 96 hours of sagging in.

7.2 The sag will be checked in the first and the last span of the section in case of sections up to eight spans and in one intermediate span also for sections with more than eight spans. The sag shall also be checked when the conductors have been dressed up and transferred from running blocks to the suspension clamps.

7.3 The running blocks when required such as transmission structure for sagging, shall be so adjusted that the conductors on running blocks will be at the same height as the suspension clamps to which it is to be secured.

7.4 At sharp vertical angles, the sags and tensions shall be checked on both sides of the angle, the conductor and earthwire shall be checked on the running block for equality of tension on both sides. The suspension insulator assemblies will normally assume vertical position when the conductor is clamped.

7.5 Tensioning and sagging operations shall be carried out in cool weather when rapid changes in temperatures are not likely to occur.

7.6 Tensioning and sagging of conductors and Earth wire shall be done accordance with the approved stringing charts for the conductors and earthwire are finally attached to the towers through the insulator strings for the conductor. The 'Initial' stringing charts shall be used for the conductors and 'final' stringing chart for earthwire should be employed for this purpose. Dynamometers shall be employed for measuring tension in the conductor and earthwire. The dynamometers employed shall be periodically checked and calibrated with a master dynamometer.

8.0 Clipping in

8.1 Clipping of the conductors in position shall be done in accordance with the recommendations of the manufacturers. Contractor shall be fitted with the Armour rods where it is made to pass through suspension clamps.

8.2 The jumpers of the section and angle towers shall be trimmed to parabolic shape to ensure maximum clearance requirements. Pilot suspension insulator strings will be used, if found necessary, to control the jumper swings to the desired values.

8.3 Hammers on all fittings and accessories shall be uniformly tightened. The security clips shall be properly opened and spread after tightening.

9.0 Fixing of Conductor/Earthwire Accessories

Vibration dampers for conductor and earth conductor and spacers shall be supplied by the Corporation. Shall be installed by the Contractor as per the design requirements and respective manufacturer's instructions within 24 hours of the conductors earthwire stringing. While installing the conductor and earthwire accessories proper

Executive Engineer
M.S.E.P.D.C.L. MAHARASHTRA STATE ELECTRICITY TRANSMISSION CO. LTD. Page 61
E.I. Circle Dn. Kalyan

Executive Engineer
TL Pretender

care shall be taken to ensure that the surfaces are clean and smooth and no damage shall occur to any part of the new conductor.

10.0 Replacement

If any replacement is to be effected after stringing has been completed, the insulators and hardware could not be removed without removing the tension on the towers with proper guying or taking other measures. If the replacement of such item becomes necessary after stringing, the conductor shall be suitably tied to the tower or adjacent towers or transferred to suitable dead end pulleys at suitable intervals.

11.0 Interruptions

The Contractor shall not be required to restrict to the [illegible] certain specific periods of operation and outages and shall dispose off the work as directed.

12.0 Final checking, testing and commissioning

After completion of the works, final checking of the [illegible] shall be done by the Contractor to ensure that all the foundation works, tower erection and stringing have been done satisfactorily according to the specifications and as approved by the Owner. All the works shall be thoroughly inspected keeping in view the following main points:

a) Sufficient backfilled earth is being over each foundation pit and it is properly compacted.
b) Concrete chimney and their aspings are in good and truly shaped and cured.
c) All the tower members are correctly used as per according to final approved drawing and are free of any defect or damage, whatsoever.
d) All bolts are properly tightened and punched/tack welded.
e) The alignment of the conductors and earthwire has been done as per the approved sag and tension charts and desired clearances are clearly available.
f) All conductor and earthwire accessories are properly installed.
g) All other requirements to complete the work like fixing of danger plates, phase plate, earthing plate, anticlimbing device, aviation signal/whenever required) etc. are properly installed.
h) Wherever required it should be ensured that revetment is provided.
i) The original tracings of profile, route alignment and tower designs, erection drawings, all approved shop drawings of all towers other than the tower designed by the Owner are submitted to the Owner for reference and record.
j) The line insulation is tested by the Contractor by employing his own equipment as may be required to the satisfaction of the Owner.
k) All towers are to be properly earthed.
l) The line is tested satisfactorily for commissioning purposes.

Executive Engineer
M.S.E.T. Co. Ltd.
Extra Project Div. Raipur

Executive Engineer
TL Pretender

ANNEXURE – VII

TECHNICAL SPECIFICATION FOR PORCELAIN DISC / LONGROD INSULATORS

1.0 GENERAL

This section details the technical requirements of Porcelain disc / Longrod insulators for 132kV, 220 kV & 400 kV Transmission Lines. The insulators shall conform in all respects to high standards of Engineering design, workmanship and latest revisions of relevant standards.

The insulators shall be of porcelain forging suitable for use of electro porcelain

2.0 STANDARDS APPLICABLE

2.1 Except as modified in this specification, the insulators to be supplied shall conform to the latest revision, with amendments thereof, of the following Bureau of Indian Standards or Equivalent International Standards

Sr. No.	Indian Standard	Title	International Standard
1	IS: 731	Method for Chemical Analysis of Soda Zinc	
	IS: 731	Specification for Zinc	BS: 1434
3	IS: 731	Dimensional tolerances for overhead power lines with a nominal voltage greater than 1000V	BS: 1320(3&11) IEC:1024
4	IS: 1071 (Part I to III)	Method of High Voltage Testing	
5	IS: 2486	Specification for Insulator Fittings for Overhead power lines with a nominal voltage greater than 1000V	
	Part I	General Requirements and Tests	BS: 3288
	Part II	Dimensional Requirements	IEC: 120
	Part III	Locking Devices	IEC: 372
	Part IV	Tests for Locking Devices	IEC: 372
6	IS: 2629	Recommended practice for Hot Dip galvanization for iron and steel	
7	IS: 2633	Testing for uniformity of Coating of Zinc coated articles	
8	IS: 3188	Terminology for Insulators	IEC: 273

Executive Engineer
M.S.E.T. MAHARASHTRA STATE ELECTRICITY TRANSMISSION CO. LTD.
E.H.V. Project Dn.,Kalyan

Executive Engineer
TL Preloader

Sr. No.	Indian Standard No.	Title	International Standard
9	IS: 6745	Determination of Weight of Zinc coating of Zinc coated iron and steel articles.	
10	IS: 8263	Methods of RI Test of HV Insulators (Withdrawn)	IEC: 437, BS: 3941 Part I, 2nd Edition
11	IS: 8269	Methods of Switching impulse test on HV insulators	IEC: 507
12		Thermal Mechanical performance test and mechanical performance test on string insulator units	IEC: 575
13		Tests on insulators of Ceramic material or glass for overhead lines with a nominal voltage greater than 1000V	IEC: 60383

2.2 Insulators conforming to any other International standards which are also acceptable provided always that such standard are equivalent to or better than the corresponding standards specified in 2.1 above. However, in such an event the salient points of comparison between the standards adopted and the standards stated herein, shall be detailed in the offer. One copy of authentic English version of such standards shall be submitted in physical form alongwith the offer.

2.3 GENERAL REQUIREMENTS

a) All raw materials to be used in the manufacture of insulators shall be subject to strict control and shall be tested and to ensure best quality control during manufacturing stage to ensure the quality of the final end product. Manufacturing shall conform to the best engineering practices adopted in the field of extra high voltage transmission. Insulators shall therefore offer assurance to be guaranteed by them for satisfactory performance on transmission lines.

b) The design, material mixing, process and manufacturing stages shall be such as to give maximum working load, highest strength, best resistance to corrosion, good finish, elimination of sharp edges and corners, best electrical and mechanical performance.

c) The design of the insulator shall be such that stresses due to expansion and contraction in any part of the insulator shall not lead to deterioration. Shells and caps shall be of uniform thickness. Proper temperature cycle test followed by mechanical Strength Cantilever test under controlled conditions of temperature and temperature.

Executive Engineer
M.S.E.T. Co. Ltd
E.H.V. Proj. at Dn. Kalyan

Executive Engineer
TL Pratander

(iii) The cap and pin shall be designed to transmit the mechanical stresses to the shell by compression and to obtain uniform mechanical strength in the insulator. The cap shall be circular with the inner and outer surfaces concentric and of such design that it will not yield or unseat under loaded conditions. The head portion of the pinball shall be suitably designed so that when the insulator is under tension the stresses are uniformly distributed over the pinnacle portion of the shell. The pinball shall move freely in the cap socket either during assembly of a string or during erection of a string or when a tower is placed in position.

(iv) Insulator and its other accessory shall be corrosion and crucial stress heavy as permitted by the latest relevant standards.

(v) The insulator design shall be such that when units are coupled together to form a string, there shall be no contact between the shell of one unit and metal of the adjacent unit.

(vi) Metal caps shall be free from cracks, seams, shrinks, air holes, blowholes and rough edges. All metal surfaces shall be perfectly smooth with no projecting parts or irregularities which may cause corona. All load bearing surfaces shall be machined and uniform so as to distribute the loadings stresses uniformly. Pins shall not show any measurable visible cracks, laminations and voids.

(vii) Caps, pins shall not be manufactured by pressing, welding, shrink fitting or by any other process except the forging of one piece of metal.

(viii) The insulator design shall be such that the insulating material shall not directly engage with any metal. The surface of porcelain shall be coated with suitable paint to prevent the effect of differential or thermal expansion of these materials.

(ix) The insulator hardware insulators shall have details of good aerodynamic profile with good self-damping properties. Insulator shed profile, spacing, projection etc. shall be strictly in accordance with the recommendations of IEC-60815.

(x) For 400 KV and 220 KV systems, the porcelain forged insulators shall be supplied with interchangeable ball pins.

4.0 DETAILS OF INSULATORS:

4.1 DISC INSULATORS:

(i) The insulator strings shall consist of standard discs for a three phase 50 Hz effectively earthed 400 KV/220 KV/132 KV transmission system with conductor configuration mentioned elsewhere. The discs shall be cap and ball and socket type.

(ii) The size of disc, insulator, minimum creepage distance, the number of units, strength, type of design, dielectric strength, mechanical strength and mechanical strength of the assembled insulator string shall be as follows:

Executive Engineer
M.S.E.T. Co. Ltd.
E.H.V. Project Dn, Kalyan

Executive Engineer
TL Pretender

MAHARASHTRA STATE ELECTRICITY TRANSMISSION CO. LTD.

Type of String		Size of Insulator (mm)	Minimum creepage distance of each disc (mm)	No. of standard discs (Nos.)	Mechanical strength of Insulator string with H/W fitting (KN)
66 kV					
Single Suspension string/Vertical string	(S) (AS)	255x145 280x145	430 430	5 5	120 120
Double Suspension string	(DS) (AS)	255x145 280x145	430 430	2x5 2x4	240 200
Single Suspension (SP) string (V string)	(SP) (AS)	280x170 280(305)x170	330 430	2x25 2x31	210 210
Double Suspension (DS) string (V string)	(DS) (AS)	255x170 280(305)x170	430 430	2x(3+2) 2x(4+3)	420 420
132 kV (SP) Tension string	(AT)	280(305)x170	430	2x24	320
Double (DT) Tension string	(DT) (AT)	280(305)x170	430	2x24	640
220 kV					
Single Suspension	(S) (AS)	255x145 280x145	430 430	13 13	70 70
Double Suspension	(DS) (AS)	255x145 280x145	430 430	2x14 2x13	2x70 2x70
Single Tension	(T) (AT)	255x145 280x145	430 430	14 12	120 120
Double Tension	(DT) (AT)	255x145 280x145	430 430	2x12 2x11	2x120 2x120
400 kV					
Single Suspension	(S) (AS)	255x145 280x145	430 430	9 9	70 70
Double Suspension	(DS) (AS)	255x145 280x145	430 430	2x9 2x8	2x70 2x70
Single Tension	(T) (AT)	255x145 280x145	430 430	10 10	120 120
Double Tension	(DT) (AT)	255x145 280x145	430 430	2x10 2x9	2x120 2x120

Executive Engineer
M/S E.T. Co. Ltd. (Pratander Type to be for design required only by consultant)
E.H.V. Project Dn. Kalyan

Executive Engineer
TL Pratander

1.2 **LONGROD INSULATORS:**

a) The insulator strings shall consist of standard longrod insulators for a 50 Hz, effectively earthed 400 KV/220 KV/132 kV transmission system on a continuous to Rural atmosphere. The insulators shall be cap and pin, ball and socket type.

b) The length of longrod insulator, minimum creepage distance, the number of [illegible] type of strings and mechanical strength of insulator string are given [illegible] Rating shall be as follows.

Type of String		Length of longrod insulator (mm)	Minimum creepage distance of each string (mm)	No. of units per string (Nos.)	Mechanical strength of insulator string in Tension (kN)
400 KV					
Single Susp. string	(N)	3x15	7960	1x3	320
	(AP)	3535	9890	1x3	120
Double Susp. string	(N)	3735	7960	2x3	240
	(AP)	4175	9600	2x3	240
Single Tens. string	(T)	4675	7960	2x3	210
	(AT)	5075	10320	2x3	210
Double Tens. string	(T)	4035	9680	2x2x3	420
	(AT)	5075	10320	2x2x3	420
Triple Tension string	(N)	4975	9680	3x2	315
	(AT)	6075	10320	3x3	315
Quadruple Tension string	(N)	5075	9680	2x2x3	630
	(AT)	6075	10320	2x2x3	630
220 KV					
Single Susp. string	(N)	2070	6480	1	70
	(AT)	2070	6600	1	70
Double Susp. string	(N)	2070	6480	2	140
	(AT)	2070	6600	2	140
Single Tension string	(T)	2170	6480	1	160
	(AT)	2170	6450	1	160
Double Tension string	(T)	2170	6480	2x2	640
	(AT)	2170	6450	2x2	640

Executive Engineer
M.S.E. Trans. Ltd.
E.H.V. Project, Nagpur

MAHARASHTRA STATE ELECTRICITY TRANSMISSION CO. LTD.

Page of

Executive Engineer
TL Pretender

132 KV					
Suspension	(a)	1903	2880	1	30
Anchor	(a)	1566	4870	1	60
Suspension (Normal)	(a)	1566	2430	1.5	70
Tension	(a)	90	1458	1.2	70
Normal	(a)	1566	2430	1	120
Tension	(a)	1566	2430	1	120
Transposition	(a)	1566	1250	1.2	240
Special	(a)	1566	1490	1.2	240

Note:- Factor applicable for all loads required only for consideration.

5. The electro-mechanical strength of individual disc/insulator unit shall not be less than the following:

Sr. No.	Type of String	Electro-Mechanical strength of individual disc/insulator unit
A)	400 KV	
i)	Single/Double Suspension 'I' string	120 KN
ii)	Single Suspension 'Vee' string	120 KN
iii)	Single/Double Suspension 'V' string	160 KN
iv)	Double Tension string	160 KN
v)	Quadruple Tension string	160 KN
B)	220/132 KV	
i)	Single/Double Suspension string	70 KN
ii)	Single/Double Tension string	120 KN

Note:- Factor applicable for all loads required only for consideration

5.0 DRAWINGS:

5.1 The contractor shall submit the drawings as mentioned hereinafter/hereinafter to the client for its review and approval. All drawings shall be neatly arranged, and all contents and lettering shall be shown clear and legible. The drawings shall be in SI units. The drawings shall generally contain the following information:

i) Size of the conductor, earthwire, spacer and earthwire clamp/fittings.

ii) Details of ball and socket designation, Minimum Axial & Radial Spacing, Minimum & Maximum Gap between Corona Control Ring and Grading Ring, conductor height above ground, sag and weight of insulator.

iii) Electrical clearances between live conductor, tower, earthwire and live conductor to earthwire under dry and wet conditions, Creepage distance available and insulator string. Two sets of arcing horns mounted on each string. Visible discharge and radio interference voltage.

Executive Engineer
M.S.E.T. Co. Ltd.
E.H.V. Project, Nashik

M.S. ELECTRICITY TRANSMISSION CO. LTD.

Page 15

Executive Engineer
T.L. Pratender

i) After award of contract, the bidder shall submit 3 sets of drawings to CETC (O&M) giving details as mentioned above, for scrutiny and approval. Once the drawings have been approved, no alteration or modification will be carried out without prior approval of the Purchaser

4.01 SPECIFIC TECHNICAL REQUIREMENTS:

1) NON-METALLIC PARTS (PORCELAIN)

i) PORCELAIN

The porcelain used in the manufacture of the shells shall be sound, impervious, of high dielectric, mechanical and thermal strength, free from internal stresses, cracks, laminations, voids, foreign matter, imperfections or other defects which might impair in any way suitability for insulator shells. Porcelain shall remain unaffected by climatic conditions, fumes, acid, alkalis, zinc or dust. The manufacturing shall be by the wet process and impervious character obtained by thorough vitrification.

ii) PORCELAIN GLAZE

Surfaces to come in contact with cement shall be made rough by sand blasting. All other exposed surfaces shall be glazed with uniform thickness having the same temperature coefficient of expansion as that of the insulator shell. The thickness of glaze shall be uniform throughout and the colour of glaze shall be brown. The glaze shall have a suitable luster, shall be smooth on surface and be capable of satisfactory performance in the various tropical climatic weather conditions and prevent ageing of the porcelain. The glaze shall remain under compression on the porcelain body throughout the working temperature range.

ii) PORTLAND CEMENT

Cement to be used, as a filler material shall be quick setting, non-corrosive Portland cement. It shall not cause fracture by expansion or loosening by contraction. Cement shall not react chemically with metallic parts in contact with it and its thickness shall be as small and as uniform as possible.

2) METALLIC PARTS

i) BALL PINS / TWIN BALL PINS

These shall be made of forged steel of grade [illegible] equivalent by drop forging method and normalised. They shall not be manufactured by joining, welding, dowel fitting or by any other process form more than one piece of metal. The ball pins shall be free from forging defects. The vendor shall ensure the grade, composition and mechanical properties of steel used at manufacturer's end prior to Qa/Qc Assurance Plan

Executive Engineer
M.E.S.E.T. Co. Ltd.
Signature of Dr. Kalyan

Executive Engineer
TL Pretender

6. ANCHOR CAP

The caps shall be cast from black heart malleable cast iron of grade IS: 14329 (1995) conforming to IS: 2108 (1978) and annealed. The caps shall be made in suitable pit so as not to be rough or have blow holes like mould, cold shut etc.

For 765 kV line, specify the grade, composition and mechanical properties of cast steel of manufacture of caps, in Quality Assurance Plan

7. CONDUCTOR ARCING HORN

For 765kV and 400 kV longrod insulators bottom arcing horn is to be provided. For other insulators, intermediate tension arcing horns alongwith fixtures and fasteners may be provided by the insulator manufacturer. The arcing horn shall be of mild steel flats.

8. SECURITY CLIPS

a) The clips shall be made of Stainless Steel grade AISI 304/316 (ASTM A276) or Phosphor Bronze.

b) The security clips to be used on locking device for ball and socket coupling shall be of hairpin type to provide for positive locking of the coupling as per IS: 2486 (part I) 1974. W type security clips are also acceptable. The legs of the security clips shall close by spreading after installation to prevent complete withdrawal from the socket. The locking device shall be resilient, corrosion resistant and of sufficient mechanical strength. There shall be no possibility of the locking device to be dislodged or be capable of being so placed in position and under no circumstance shall it allow separation of the ball and socket.

c) The locking device or clip shall be captive and the clip shall not be completely detachable. One end of the clip may be engaged in the coupling while the clip pulled or pivoted for disengagement under energised conditions.

d) The force required for pulling the R-clip line in unlocked position shall not be less than 2.5 N (0.25 Kgs) or more than 500 N (50 Kgs).

e) The force required for pulling the W-clip line in unlocked position shall not be less than 2.5 N (0.25 Kgs) or more than 250 N (25 Kgs)

9.0 GALVANISING

a) All ferrous parts shall be hot dip galvanized in accordance with IS: 2629 and IS: 2633. Before galvanizing, the steel work shall be thoroughly cleaned of any paint, grease, dirt, rust, scale, metallic and non metallic coatings or any other foreign matter as may be necessary to obtain a smooth hot dip galvanized coating of uniform thickness as specified in the quality and durability of the zinc coating. Pickling shall be carefully done and shall be proper.

b) After all fittings are galvanized, all die slashing on the shank and on bearing surface of the ball shall be carefully removed without reducing the designed dimensions.

Executive Engineer
M.S.E.T. Co. Ltd., Thane
E.H.V. Project Circle, Kalyan

Executive Engineer
TL Pretander

c) The zinc used for galvanizing shall be of grade Zn 98.5% or zinc 99.95% as per IS: 209. The zinc coating shall not be less than 610 gm/m² (86 microns).

d) The galvanized process shall consist of a continuous and uniformly thick coating of zinc, firmly adhering to the surface of steel. The finished surface shall be clean and smooth and shall be free from defects like discontinuous patches, bare spots, unevenness of coating, spelter which is loosely attached to the steel, globules, spiky deposits, blistered surface, flaking or peeling off etc. The presence of any of these defects noticed on visual or microscopic inspection shall render the material liable to rejection.

e) There shall be no flaking or peeling when struck sharply with a hammer. The galvanized components shall withstand minimum four one minute dips in standard copper sulphate solution as per IS: 2633.

f) Defect in any component indicating presence of impurities in the galvanizing bath in quantities larger than that permitted by the specifications, or lack of quality control in any manner in the galvanizing plant, shall render the entire production in the relevant shift liable to rejection.

9.0 BALL AND SOCKET DESIGNATION:

The dimensions of ball and socket as per IS: 2486 (Part II)/1974 - 120 and 160 kN base shall be 20 mm in accordance with the details of the present plant in IS: 2486 (Part II)/1974 - 120.

9.0 INTERMEDIATE BALL PIN DESIGNATION:

The dimensions of intermediate ball pin shall be in accordance with standard dimensions stated in IS: 2486 (Part II)/1974 - 120.

10.0 DIMENSIONAL TOLERANCES:

a) DISC INSULATORS

The dimensions of the insulators shall be within the limits as specified below:

	Nominal	Maximum	Minimum
Diameter of Disc (D) in mm			
120 kN (A)	255	265	245
120 kN (AP)	280	291	269
160 kN (A)	280	291	269
160 kN (AP)	340 (*)	353 (*)	327 (*)
Ball to Ball Spacing between Discs (C) in mm.			
120 kN (A) (AP)	145	149	141
160 kN (A) (AP)	170	175	165

b) LONG ROD INSULATORS

Executive Engineer
M.S.E.T. Co. Ltd.
E.H.V. Project Dn., Kalyan

Executive Engineer
EL Pratapgad

The tolerance on all dimensions e.g. diameter, length and creepage distance should be as follows

± (0.00d + 1.5) mm when d ≤ 300 mm
± (0.02d + 6) mm when d > 300 mm

Where the actual dimensions in relation to the declared values fall outside the above tolerances, the larger tolerance shall be applied.

However, for creepage distance no negative tolerance shall be applicable.

11.3 INTERCHANGEABILITY:

The individual assembly of ball and socket fittings shall be designed to provide interchangeability with hardware fittings of any make conforming to relevant Indian standards.

11.4 CORONA AND RIV PERFORMANCE:

All fittings shall be free from corona, radio interference or any other undesirable effects due to excessive localized pressure. The metal parts and accessories shall, in addition, be free from any noise emanating during all operating conditions. The insulators and metal parts shall be so designed and manufactured that it shall avoid local corona formation and not generate any radio interference beyond specified limits under normal and extreme conditions.

11.5 SUITABILITY FOR LIVE LINE MAINTENANCE:

a) The insulators shall be compatible for use with the hot line maintenance techniques without any special equipment and with the specified safety.

b) All insulators shall be designed to facilitate cleaning and insulators shall have smooth contour, avoiding shields and grooves. All grooves shall be so proportioned that dirt deposit can be removed without difficulty either by wiping with cloth or by normal washing under live conditions.

11.6 PROTECTION FROM DEFECTS:

Insulators shall have none of the following defects:

a) Non-galvanized parts
b) Cracking defects on the porcelain which may affect the mechanical strength
c) Surface irregularities on the insulator

Executive Engineer
U.S.C.L. Co. Ltd.
E.H.V. Project Div., Kalyan

Executive Engineer
TL Pretender

15.0 STRING CHARACTERISTICS

The characteristic of the complete strings shall be as follows:

Sr. No.	STRING TYPE → / PARTICULARS ↓		SUSPENSION 400 KV	SUSPENSION 220 KV	SUSPENSION 132 KV	TENSION 400 KV	TENSION 220 KV	TENSION 132 KV
1	Switching Surge Withstand Voltage (Dry & Wet) (KVp)	N	1550	–	–	1950	–	–
		AF	1650	–	–	1920	–	–
2	Dry Lightning Impulse Withstand Voltage (KVp)	N	1480	1050	650	1480	1050	675
		AF	–	1080	670	–	1110	690
3	50% Lightning Impulse flashover voltage (KVp)	N	1550	1160	680	1770	1200	710
		AF	–	1190	700	–	1225	720
4	Dry Power frequency withstand voltage (KV rms)	N	580	410	240	580	410	275
		AF	–	420	275	–	430	280
5	Wet Power frequency withstand voltage (KV rms)	N	505	460	300	695	460	295
		AF	–	480	310	–	470	305
6	Critical Impulse Voltage (KV rms)	N	520	370	195	920	470	305
		AF	520	470	305	920	470	305
7	Maximum RIV for complete stone fittings set on Plugs, string boards, cleats or Tubular mast with Grading Rings Voltage (mV)	N	50	500		500	500	
		AF	500	500		500	500	–
8	Minimum voltage across any disc	N	9%	13%		10%	13%	–
		AF	9%	13%	–	10%	13%	–

16.0 TESTS

16.1 TYPE TESTS:

a) The bidder shall offer the insulators that are already type tested within the last five years and not rejected by repeated manufacturer approved by MSETCL. In case the insulators are not type tested within last 5 (five) years as on the date of opening of bids, fresh type tests as specified here under shall be carried out in presence of purchaser's representative before supply of materials.

b) In case of manufacturers of foreign origin reports for all the type tests specified in the Clause No. 16.1.1 of this specification conducted in internationally accredited laboratories recognized or listed in IS/ISO/IEC code 17025 or ILAC-MRA by the National

Executive Engineer
M.S.E.T. Co. Ltd.
E.H.V. Project Div., Kalyan

Executive Engineer
T.L. Pretender

POWER PROJECTS LTD. PUNE

accredited Body of the country where laboratory is located or at the manufacturer's works in presence of owner's representative who shall witness the tests and issue test reports. However, in case the successful bidder wants to get the type tests as specified under clause No. 15.1 of this specification carried out from any of the above mentioned laboratories, the same shall be carried out by the successful bidder, after award of contract, at premises of purchaser's representative, free of cost. The arrangement of purchaser's representative to witness the tests at the laboratories shall be made by the successful bidder at his cost.

In case, the test(s) on similar type of equipment have been carried out within five years prior to the date of opening of the bid, the successful bidder, after award of contract, shall repeat such type test(s) in the presence of purchaser's representative, free of cost.

If there is any change in manufacturing process or equipment design after earlier passing of the type tests, all the type tests as specified under Clause No. 15.1 shall be carried out by the successful bidder, after award of contract, in presence of purchaser's representative, free of cost.

15.2 LIST OF TYPE TESTS

The list of type tests to be conducted is as follows.

1) On Disconnecting and Isolating Unit.

Sr. No.	Name of test	Reference Standard
a)	Visual examination	IS:731
b)	Verification of dimensions test	IS:731
c)	Thermal Mechanical performance test	IEC 60129 Amendment and this specification
d)	Power frequency voltage withstand test i) Dry ii) Wet	IEC 60129
e)	Lightning Impulse voltage withstand test (Dry)	IEC 60129
f)	Switching Impulse voltage withstand test (Dry)	IEC 60129
g)	Visible Discharge test (Dry)	IEC 60129
h)	Radio Interference Voltage test (Dry)	IEC 60129 Annex A of this specification
i)	Resistive torque test (For motor operated isolator only)	As per Annexure A of this specification
j)	Steep wave chopped test (For motor operated isolator only)	As per Annexure A of this specification

Executive Engineer
M.S.E.T. Co.Ltd.
E.H.V. Project Div. Kalwa

Executive Engineer
T.L. Pretender

(131)

ii) On complete insulator string with hardware fittings:

a) The type tests on 132KV and 220KV strings specified hereunder, shall be conducted on representative Single Suspension (Up to 120 KN) and Double tension (2x120 KN) insulator strings alongwith hardware fittings except for mechanical strength test which shall be conducted on all strings mentioned.

b) The type tests on 400KV strings specified hereunder, shall be conducted on Single 'I' Suspension (Up to 120 KN) and Double tension (2x160 KN) insulator strings alongwith hardware fittings.

Sr No	Particulars of test		Reference Standard
A)	On 132KV String of 70KN & 120KN Insulators		
a)	Power frequency voltage withstand test i) Dry ii) Wet		IEC:60383
b)	Lightning Impulse voltage withstand test (Dry)		IEC:60383
c)	50% Lightning Impulse voltage Flashover test (Dry)		IEC 60383
d)	Mechanical strength tests on i) Single suspension string ii) Double suspension string iii) Single tension string iv) Double tension string		As per Annexure-I of this specification
B)	On 220KV String of 70KN & 120KN Insulators		
a)	Power frequency voltage withstand test i) Dry ii) Wet		IEC:60383
b)	Lightning Impulse voltage withstand test (Dry)		IEC:60383
c)	50% Lightning Impulse voltage Flashover test (Dry)		IEC:60383
d)	Voltage distribution test (For One insulator only)		IEC:60383
e)	RIV test under dry conditions		As per Annexure-I of this specification
f)	Mechanical strength tests on i) Single suspension string ii) Double suspension string		As per Annexure-I of this specification

Executive Engineer
M.S.E.T Co. Ltd.
E.H.V. Project Dn., Kalyan

Executive Engineer
TL Pretender

	iii) Single Tension string iv) Double Tension string	:	
Sr. No.	Particulars of test		Reference Standard
(C)	On 400KV Suspension (420KN & 160KN) Insulators		
1	On 1st sample		
a)	Power frequency voltage withstand test with corona under wet conditions (Flashover voltage and arcing horn i) Dry ii) Wet	: : :	As per Annexure-II of this specification
b)	Switching Surge voltage withstand test (Wet)	:	IEC 60383 and Annexure-II of this specification
c)	Lightning Impulse voltage withstand test (Dry)	:	IEC 60383 and Annexure-II of this specification
d)	2000 Lightning Impulse voltage withstand test (Dry)	:	IEC 60383 and Annexure-II of this specification
e)	Voltage distribution test	:	IEC 383 and Annexure-II of this specification
f)	Corona test 20% over rated dry condition	:	As per Annexure-II of this specification
g)	Mechanical strength test i) Single 'I' suspension string ii) Double Tension string	: :	As per Annexure-II of this specification
2)	On 2nd sample		
a)	Dynamic test (Vibration test)	:	As per Annexure-II of this specification
3)	On 3rd sample		
i)	Temperature cycle test	:	As per Annexure-II of this specification

16.2 ACCEPTANCE TESTS

The shall mean those tests which are to be carried out on samples taken from each lot offered for predispatch inspection for the purpose of acceptance of the lot

Executive Engineer
M.S.E.T. Co. Ltd.
E.H.V. Project Division

Executive Engineer
EL Pratandar

15.2.1 LIST OF ACCEPTANCE TESTS:

The following acceptance tests shall be conducted on 72KN, 120KN and 160KN disc / long rod insulators in presence of purchasers representative for the purpose of acceptance of the lot:

Sr. No.	Particulars of test		Reference Standard
a)	Visual examination	:	IS 731
b)	Verification of dimensions	:	IS 731
c)	Temperature cycle test	:	IS 731
d)	Galvanizing test	:	IS 731
e)	Mechanical performance test	:	IEC 60575
f)	Test on cement used in manufacture of cement	:	IS 2438(IV)
g)	Electromechanical Failing Load & Bending Moment	:	IEC/ISO 3976(1) &.
h)	Electromechanical Impact test	:	IS 731
i)	Puncture test (Only for Porcelain Dielectric)	:	IS 731
j)	Porosity test (Only for Glass insulators)	:	IS. 731
k)	Power frequency voltage withstand Dry test (Only for Glass insulators)	:	IEC 60383
l)	Mechanical routine test (For Insulator Units)	:	IEC 60383-1

15.3 ROUTINE TESTS:

The shall mean those tests which are to be carried out on each insulator to locate the imperfections which are likely to arise during production.

15.3.1 LIST OF ROUTINE TESTS:

The following routine tests shall be conducted on each insulator and report certified by the manufacturer:

Sr. No.	Particulars of test		Reference Standard
a)	Visual inspection	:	IS. 731
b)	Mechanical routine test	:	IS 731

MAHARASHTRA STATE ELECTRICITY TRANSMISSION CO. LTD.

Executive Engineer
M.S.E.T. Co. Ltd.
E.H.V. Project Dn., Kalyan

Executive Engineer
T.L. Pretender

(c)	Electrical routine test (Flexible conductor only)	)	IEC 60840

16.0 TESTS DURING MANUFACTURING:

Stage tests during manufacturing shall mean those tests, which are to be carried out during the process of manufacturing to ensure quality control such that the completed product of the desired quality. Accordingly, the following tests shall be carried out:

16.1 LIST OF TESTS DURING MANUFACTURING:

The following tests, including but not limited to, shall be conducted on raw and in process material during the process of manufacturing:

Sr. No.	Particulars of test		Reference Standard
a)	Filaments, Raw materials, Final Application, Pre Mixture Inspection, Chemical Analysis, Free Moisture Content on raw materials like Quartz Powder, Feldspar Powder, Citric Flux, Ball Clay etc.	)	Relevant Indian/ International/ Manufacturer's standard
b)	Raw materials, Pre-preparation, Chemical Analysis of Glass rod etc.	)	Relevant Indian/ International/ Manufacturer's standard
c)	Visual Inspection, Construction, Compressive Strength, Optical Water Content, Optical and mineral purity, Loss, Acid Clay Expansion Coefficient	)	Relevant Indian/ International/ Manufacturer's standard
d)	Hydrostatic Pressure Proof load test, High Temperature Resistance Test	)	Relevant Indian/ International/ Manufacturer's standard
e)	Visual Inspection, Dimension Gauge Checking, Chemical Analysis, Tensile Strength, Hardness, Brinell Indentation, Heat treatment, Magnetic Particle Inspection on Steel etc.	)	As per Annexure-I of this specification
f)	Visual Inspection, Dimension Gauge Checking, Chemical Analysis, Tensile Strength, Hardness, Microstructure, Magnetic Particle Inspection on MS Clamps	)	As per Annexure-I of this specification
g)	Visual Inspection, Dimensional verification, Resistance Test, Heat cycle, Short time Overload test, Hardness test on Security Clip	)	As per Annexure-I of this specification
h)	Chemical analysis of Zinc used for galvanizing	)	As per Annexure-I of this specification

Executive Engineer
M.S.E.T. Co. Ltd.
E.H.V. Project Div. Kalyan

Executive Engineer
TL Pratender

17.0 TEST VALUES:

For all type and acceptance tests, the acceptance values shall be the values guaranteed by the Bidder in the guaranteed technical particulars or the acceptance value specified in this specification or the relevant standard whichever is more stringent for that particular test.

18.0 TEST PROCEDURE AND SAMPLING NORMS:

a) The test procedure and sampling norms for carrying out type tests, acceptance tests and routine tests shall be as per reference standards specified under clause No. 3.0 of this specification.

b) The test procedure and sampling norms for carrying out tests during manufacturing shall be as per relevant latest International Standard where applicable and plant practice in other case. The sampling norms for conducting tests on bought out items shall be as specified in Annexure-A of this specification.

c) The Bidder shall furnish details regarding sampling norms and reference standard followed in Quality Assurance Plan.

19.0 ADDITIONAL TESTS:

The Purchaser reserves the right for carrying out any other tests of a reasonable nature at the works of the supplier or at any other recognised laboratory/research centre in addition to the above mentioned type, acceptance and routine tests at the cost of the Purchaser or owner, to check that the material complies with the intent of the specification.

20.0 PAINTING/GALVANISING:

a) The shell of each discharged insulator unit shall be legibly and indelibly marked with the trade mark/name of the manufacturer, the month and year of manufacture, country of manufacture, guaranteed electro-mechanical strength in Kilo-Newton's abbreviated by KN to facilitate easy identification and properties. The marking shall be printed and not embossed and the same shall be applied before firing.

b) The metal cap of each discharged unit shall also bear the name of manufacturer by monogram. The identifying letters shall be at least 5 mm high. The characters shall be distinct, durable, and conspicuous after galvanizing.

21.0 INSPECTION:

a) The work and materials covered by this specification shall be subject to inspection by the purchaser's representative at the Purchaser or manufacturer's sub vendors works.

b) Inspection shall have free access at all times to all parts of the shop where the material is being made and shall be provided with all reasonable facilities for inspection and tests. Equipments, test instruments required for

Executive Engineer
W.E.T Co. Ltd.
E.H.V. Project Dn, Kalwa

Executive Engineer
TL Prefunder

carrying out the tests shall be furnished by the manufacturer. No material shall be dispatched without inspection and such inspection is waived in writing by Purchaser.

e) Inspection by inspector or waiver of inspection shall neither relieve the manufacturer from the responsibility of supplying materials conforming to the requirements of this specification nor preclude any claims which may be made because of defective or unsatisfactory material, workmanship, galvanizing etc.

f) The correct grade and quality of raw material shall be used by the manufacturer. To establish the grade of material, the Purchaser may at his discretion get the material tested at his own laboratory or test house.

g) The arrangement of journey by any of purchaser's representatives (if any) from site headquarters to the place of testing and coordinating shall be made by the bidder at his cost.

12.0 PACKING & FORWARDING:

a) All the hardware fittings shall be packed in strong steel and wooden crates. The gross weight of the crates along with hardware shall not normally exceed 50 kg for ease of handling and 65 Cft for ease of manipulation to avoid handling problem.

b) The packing shall be sufficiently strong to withstand rough handling during transit, storage at site and subsequent handling at the site.

c) Suitable cushioning, protective padding, dunnage or spacers shall be provided to prevent damage or deformation during transit and handling.

d) Six packing cases shall be marked legibly and correctly so as to ensure safe arrival at their destination and avoid the possibility of goods being lost or wrongly delivered on account of faulty packing and faulty or illegible markings. The wooden case/crate shall have all the markings done boldly on it as under:-

13.0 GUARANTEED TECHNICAL PARTICULARS FOR INSULATORS:

The Guaranteed Technical Particulars for Insulators enclosed as SCHEDULE "H" shall be duly filled in and submitted along with the offer.

Executive Engineer
M.S.E.T. Co. Ltd.
E.H.V. Project Dn. Kalyan

Executive Engineer
TL Pretender

SCHEDULE-B(C)

A) GUARANTEED TECHNICAL PARTICULARS FOR 132 KV CIRCUIT ...

Sr. No.	OFFER OF TYPE ►	70 KN (7 MT)	90 KN (9 MT)	120 KN (12 MT)	160 KN (16 MT)	210 KN (21 MT)
	DETAILS OF ▼					
1	Manufacturer's name and address of the company					
2	Standard designation of Rolled & pressed material as per IS with revision no.					
3	Chemical composition of material (in percentage)					
4	Specification					
5	Ultimate tensile strength					
6	Yield stress					
7	Proof stress (guaranteed)					
8	Elongation % on gauge length ...					
9	Modulus of elasticity of material					
10	Weight of member					
11	Permissible stress in tension					
12	Permissible stress in compression					
13	Permissible stress in bending					
14	Permissible stress in shear					
15	Permissible bearing stress at bolt holes					
16	Permissible stress on extreme fibre of net section					
17	Permissible stress on bolts in shear					
18	Permissible bearing stress on bolts					

Executive Engineer
M.S.E.T. Co. Ltd.
E.H.V. Project Dn. Kalyan

Executive Engineer
TL Prelender

Sr. No.	BIDDER VECTOR TYPE ►	765 KV GAS (NS)	400 KV GAS (NS)	220 KV GAS (NS)	132 KV GAS (NS)	66 KV GAS (NS)	220 KV GAS (NS)
	GAS DUCT BANKS						
	Duct bank configuration						
	Duct Geometry						
	Duct Diameter						
	Duct Wall Thickness						
9.0	GIS Equipment Rating (Maximum Operating Voltage)						
a)	Rated Voltage (kV)						
b)	Rated Current						
10.0	Rated Frequency (Hz)						
11.0	Rated Insulation Level Lightning Impulse Withstand Voltage (kVp)						
12.0	Rated Short Time Withstand Current for 1 Sec. (kA)						
13.0	Weight of Complete Gas Duct Bank						

NOTE: [illegible]

[illegible]

Executive Engineer
M.S.E.T.Co. Ltd.
E.H.V. Project Dn., Kanyan

Executive Engineer
TL Protection

SCHEDULE- IIC

GUARANTEED TECHNICAL PARTICULARS FOR 132 KV AND 220 KV DISC / LONG ROD INSULATOR STRING

Sr. No.	STRING TYPE → / PARTICULARS ↓	SINGLE SUSPENSION 132 KV (70 KN)	DOUBLE SUSPENSION 132 KV (2x70KN)	SINGLE TENSION 132 KV (120 KN)	DOUBLE TENSION 132 KV (2x120 KN
i	No. of insulator discs per string				
ii	Withstand voltage of complete string				
	a) Dry (kV rms)				
	b) Wet (kV rms)				
iii	Impulse voltage (1.2/50 μsec)				
	a) +ve (kV peak)				
	b) -ve (kV peak)				
iv	Flashover voltage of complete string				
	a) +ve (kV peak)				
	b) -ve (kV peak)				
v	Power frequency voltage (kV rms)				
vi	Switching impulse withstand voltage (kV peak) (1.2/50 μsec)				
	a) +ve (kV peak)				
	b) -ve (kV peak)				
vii	Corona extinction voltage (kV rms)				

Executive Engineer
M/s [illegible]

E.H.V. Project Circle, [illegible] STATE ELECTRICITY TRANSMISSION CO. LTD.

Executive Engineer
TL Pretender

POWER PROJECT CIRCLE

Sr. No.	SUSPENSION TYPE →	SINGLE SUSPENSION (1SN)	DOUBLE SUSPENSION (2SN)	SINGLE DEVIATION (1DEN)	DOUBLE DEVIATION (2DEN)
	PARTICULARS ↓				
(i)	Conductor used (Name)				
(ii)	Line KV and number of circuits (Single Circuit or Double Circuit) Conductor configuration (Vertical / Horizontal / Delta) Ground wire configuration (Vertical / Horizontal)				
(iii)	Wind span (m)				
(iv)	Weight span (m)				
(v)	Angle of deviation (degree)				

NOTE : [illegible]

Signature of the [illegible]

Name

Designation

Date

Executive Engineer
M.S.E.T. Co. Ltd.
E.H.V. Proj. Div. Kurla

Executive Engineer
TL Pretender

SCHEDULE-IIC

IIC-GUARANTEED TECHNICAL PARTICULARS FOR 400 KV D/C TOWER LINE WITH ACSR

Sr. No.	STRINGTYPE ▶ / PARTICULARS ▼	SINGLE "I" SUSPENSION (1200 SQ MM) NOS	DOUBLE "I" SUSPENSION (1200 SQ MM) NOS	QUAD TENSION (1200 SQ MM) NOS
1.0				
2.0	Withstand voltage of complete string			
2.1	Power frequency			
a)	Dry (kV rms)			
b)	Wet (kV rms)			
3.0	Impulse voltage (1.2/50 μsec)			
a)	For (kV peak)			
b)	Across (kV peak)			
4.0	Flashover voltage of complete string			
4.1	Power frequency			
a)	Dry (kV rms)			
b)	Wet (kV rms)			
5.0	50% Impulse flashover voltage (1.2/50 μsec)			
a)	Positive (kV peak)			
b)	Negative (kV peak)			
6.0	Power frequency voltage (kV rms)			
7.0	Switching surge voltage (kV rms)			

Executive Engineer
M/S.C.T. Co. Ltd.
E.H.V. Project, Dalkhola

MAHARASHTRA STATE ELECTRICITY TRANSMISSION CO. LTD.

Page 67

Executive Engineer
TL Contractor

(c)	Min. BIV for complete station including equipment, bays, switchgear, control panels, marshalling kiosks, terminal blocks, internal wiring, earthing, auxiliary supply, etc. complete			
(d)	Min. creepage distance for insulators			
(e)	Max. audible noise level in dry and wet conditions			

Signature of the Bidder

Name . . .

Designation . . .

Date . . . . . .

Common seal of the bidder . . .

Executive Engineer
T.L.P.C. Ltd.
EHV Projects, Kalyani

Executive Engineer
TL Projects

ANNEXURE - I

DO's AND DON'Ts

1.0 PROCEDURE FOR MEASURING INDIVIDUAL DISC AND COMPLETE STRING FOR MEASUREMENT OF RIV, VOLTAGE DISTRIBUTION & VISIBLE DISCHARGE:

a) The insulator unit or insulator string shall be suspended vertically by means of an earthed winch or other suitable means from a supporting structure. The distance between the point of suspension of the insulator unit or insulator string and the ground potential shall be at least [illegible]. Necessary precautions shall be taken to avoid the effect of [illegible] height of the insulator unit or insulator string. A length of conductor in the form of a straight cross arm shall be connected to the lower end of the lowest insulator unit of the insulator string in such a manner that the axis of the insulator unit or insulator string is in a vertical plane and the distance between the lowest shed of power frequency test voltage connection and the earthed cross arm shall be as short as possible but greater than 1.5 times the diameter of the lowest insulator.

b) The distance of the conductor shall be at least [illegible] of the length of the insulator string with minimum of [illegible].

c) The length of the conductor shall be equal to the [illegible] of the insulator unit or insulator string, plus a length equal to [illegible] of the vertical cross arm.

d) Precautions shall be taken to avoid [illegible].

e) The surface of the conductor shall be [illegible].

2.0 MOUNTING PROCEDURE FOR COMPLETE STRING FOR WET POWER FREQUENCY, WET SWITCHING SURGE AND DRY IMPULSE WITHSTAND TESTS

a) The metal fittings shall be suspended vertically by means of a [illegible] earthed [illegible]. The distance between the point of suspension of the insulator string and the nearest earthed object shall be at least [illegible] of the length of the insulator string. The distance between the nearest point of the insulator string and the earthed portion constituting the tower body shall be between 1.2 and 1.5 times the length of the insulator string. The distance between the nearest point of the insulator string and the lower part of the horizontal member simulating the cross arm shall be equal to about [illegible]. The member constituting the tower body shall extend on at least [illegible] the length of the insulator string on either side of the vertical axis.

b) Suitable corona rings shall be provided at both ends of the insulator string in such a manner that the [illegible] of the corona ring shall be [illegible] of the length of the insulator string. The corona rings shall be provided with [illegible] to avoid the [illegible] of the corona rings. The corona rings shall be [illegible] by means of [illegible] for the length of the insulator string. The corona rings shall be [illegible] of the insulator string. The corona rings shall be [illegible] of the insulator string. The corona rings shall be [illegible]

c. The test voltage shall be applied between the conductor under test and the other conductors connected to earth. The application being made at one end of the conductor under test.

d. During the test, no flash over shall occur between the conductor under test and the other conductors connected to earth. (Any flash over of the insulator string shall be ignored.)

e. The withstand test shall be complete within [illegible] and the insulator string shall not show any sign of puncture or flash over.

3.0 TESTING PROCEDURE FOR DYNAMIC TEST OVER HEAD CONDUCTORS

Complete stock is to be subjected to accelerated endurance test by means of [illegible] keeping the tension every day stress to that specified in the [illegible] and double amplitude as already agreed between purchaser and supplier for a total number of cycles. After 5 million cycles, the string shall be inspected for any damage to the conductor, fittings & dead ends. All dead ends shall be thoroughly checked for any damage to the conductor, fittings & dead ends. Thereafter, all the dead ends shall be inspected for any damage to the conductor, fittings & dead ends. Thereafter, all the dead ends shall be inspected for any damage to the conductor, fittings & dead ends. Thereafter, all the dead ends shall be inspected for any damage to the conductor, fittings & dead ends.

4.0 TESTING PROCEDURE FOR WET POWER FREQUENCY WITHSTAND VOLTAGE TEST (As per IEC 60383 Pt 1)

a. The [illegible] shall be mounted as per [illegible] in the horizontal plane [illegible].

The [illegible] shall be mounted as per [illegible] in the horizontal plane [illegible].

b. The test voltage shall be applied to the [illegible] which shall be [illegible] conductor [illegible] & electrodes.

c. The voltage of about 75% of the test voltage shall be applied and then increased gradually within a time of [illegible]. The test voltage shall be maintained for [illegible] and the voltage shall then be reduced gradually within a time of [illegible] to a value not exceeding [illegible].

5.0 TESTING PROCEDURE FOR WET SWITCHING SURGE WITHSTAND TEST (As per IEC 60383 Pt 1)

a. The insulator string shall be mounted as per [illegible] in the horizontal plane [illegible]. The test shall be carried out [illegible] wet. The test shall be carried out [illegible] wet. The test shall be carried out [illegible] wet.

b. The withstand test shall be performed on a specified number of insulators for [illegible] conditions. The test shall be carried out [illegible] wet. The test shall be carried out [illegible] wet. The test shall be carried out [illegible] wet.

c. The insulators shall not be damaged by the test [illegible].

Executive Engineer
M.S.E.T. Co. Ltd.
H.V. Project Dn., Kalyan

Executive Engineer
EL Precondler

office of the purchaser before starting of the overall or other stations used for assembly is permitted.

8.0 TESTING PROCEDURE FOR DRY LIGHTNING IMPULSE VOLTAGE WITHSTAND TEST (As per IEC 60383 (1))

a) The standard 1.2/50 μsec impulse wave having amplitude not less than (1.15 x 1.2) times the rated withstand voltage shall be used. However, when the test object is of such nature that it will give lower flashover voltage if will suffice to test with that polarity.

b) The impulse generator shall be adjusted to produce a voltage of the specified magnitude. The voltage shall be measured by means of a sphere gap or other approved method.

c) Each application of the impulse voltage shall be such as to cause flashover or puncture. The number of applications of the impulse voltage shall be sufficient to establish with a high degree of certainty whether the insulator will withstand the specified number of applications of the impulse voltage. If only one flashover occurs, a total of ten such applications shall be applied. The insulator will be considered to have passed the test if not more than one of the series of impulses there is no flashover or puncture.

d) The insulator shall be mounted in the test circuit in the manner specified by the manufacturer. Electrical connections shall be made to the terminals or other metallic parts in such a manner as to produce flashover or puncture in the shortest path.

9.0 ELECTROMECHANICAL FAILURE LOAD TEST ON STRING.

a) The string insulator assembly shall be subjected to a tensile load equal to 50% of the specified minimum breaking strength (UTS) which shall be increased at a steady rate to 75% of the UTS (i.e. 50% + 25%). This load shall be maintained for one minute and then reduced to the working load. Load and the string shall be inspected for any damage, deformation, failure of any part or fitting. Any such damage or deformation noticed shall be recorded in detail. The string shall be withdrawn from the test if any part or fitting fails or breaks and the string shall be deemed to have failed to pass the test.

b) After having applied the 50% UTS load, the load shall be increased to 75% of the specified minimum UTS and the load shall be further increased at a steady rate till the specified minimum UTS is reached and held there for one minute. The load shall then be reduced to the working load. The string shall be inspected for any damage, deformation, failure of any part or fitting. Any such damage or deformation noticed shall be recorded in detail. The string shall be deemed to have failed to pass the test if any part or fitting fails or breaks and the string shall be withdrawn from the test. The string shall be deemed to have passed the test if the load of 75% of the specified minimum UTS is withstood for one minute.

10.0 TESTS FOR POWER FREQUENCY FLASH OVER TEST

The complete string shall then be subjected to 5 minutes power frequency voltage test. After successful completion of this test, the insulator string shall be subjected

Executive Engineer
M.S.E.T. Co. Ltd.
E.H.V. Project Dn., Kalyan

Executive Engineer
EHV Project Dn

vertically/inaccurately and subjected to a proof load of 50% of the specified breaking strength for duration of 24 hours.

6. After the completion of above period, the insulator shall be subjected to the dry power frequency withstand voltage test as specified in Clause 7.1.1 of this specification. The insulator shall be deemed to have passed the test if it withstands the specified dry power frequency withstand voltage.

7.0 TESTING PROCEDURE FOR NON PARAMETRIC (DISC) TYPE

The voltage across each individual unit shall be measured by means of a sphere gap method. The result obtained shall be converted into peak value by multiplying with a factor of 1.414. The test voltage shall be gradually increased from zero to the specified value of 10% of the flashover voltage of the unit. The test voltage shall be maintained for one minute.

8.0 TESTING PROCEDURE FOR CORONA AND RADIO INTERFERENCE VOLTAGE TEST (Dry)

The complete assembly with conductor and fittings shall be mounted in a vertical position in a metallic cage of not less than 3 times the diameter of the assembly. There shall be no evidence of corona on any part of the assembly when tested in accordance with the procedure detailed in the latest revision of IEC-437.

9.0 TESTS ON INDIVIDUAL DISCS

9.1 VISUAL EXAMINATION

a. Visual examination shall be made to ensure that the insulator is free from defects. The insulator shall be of the design and dimensions as per the approved drawings. Any deviation in the dimensions of the insulator shall be subject to the limits specified in the relevant standard. The insulator shall be checked for physical dimensions, shape, color, finish and glazing. The insulator shall be examined under a microscope, magnifying glass or naked eye for any cracks, blisters, glazing defects, etc.

b. The test specimen shall be glazed and the glazing shall be uniform in color and free from defects. The glaze shall cover all parts of the insulator which are exposed to the atmosphere in service, except those parts required for cementing.

c. One of the discs specified in clause 9.0 shall be subjected to the following test:

$$\text{Load} = \frac{\text{Ultimate strength}}{2000} \text{ kN}$$

After the application of the above load, the insulator shall withstand the load for a period of one minute.

d. The insulator shall withstand the load specified in clause 9.1.c for a period of one minute.

9.2 VERIFICATION OF DIMENSIONS:

The dimensions of the insulator shall be checked with the approved drawings. The dimensions shall be within the tolerances specified in the relevant standard.

Executive Engineer
M.S.E.T. Co. Ltd.
H.V. Project Dn., Kalyan

Executive Engineer
TL Pretender

± (0.04) ... for values from or equal to 100 mm and
± (0.05) ... for values from above 100 mm.

Where D = Specified nominal dimension in mm
The tolerance on pipe ... shall be ± (0.0075 D) mm
Where D = Specified nominal outside diameter in mm

1 DELETERIOUS DUST TEST (ANTI-ABRASIVE & RADIAL RUNOUT)

... shall be vertically mounted on a friction type chuck and ... speed of ... The ... shall be used for the axial run out. The ... shall be positioned in contact with the bottom of the internal groove of the ... The ... shall be moved with reference to the chuck such that there shall be no ... period of one revolution. The ... shall always remain in contact with the bottom of the groove during the test. The ... between the maximum and minimum positions of the dial indicator as noted on the scale shall be read out. Difference between the above two readings shall be recorded as the axial run out.

Normally ... shall be carried out ... who will personally ... the axial run out ... shall be measured. The ... shall be positioned ... on the scale to establish ... with the ... of the ... and the ... shall be moved ... as mentioned above ... The ... shall be noted. The difference between the above readings ... the ... shall be recorded as the radial run out.

1.1 DRY LIGHTNING IMPULSE VOLTAGE WITHSTAND TEST

Please refer to Clause No. 5.0 for Testing Procedure.

1.2 WET POWER FREQUENCY WITHSTAND TEST

Please refer to Clause No. 5.0 for Testing procedure.

1.3 RADIO INTERFERENCE VOLTAGE TEST (As per IS 8263)

... testing ... shall be carried out as per ... given above. As per ... level may be ... of ... the ... the insulators may be wiped with a clean cloth before taking measurements. The ... test shall be recorded. It is not known ... ... ought to be ... but it is known that wet ... ... kV ...

... as per IEC 60 ... As per ... the ... shall be ...

... shall be ... shall be applied ... The ... The ... shall be ... ... shall be ... ... shall be applied ... shall be ...

... shall be ... the ... voltage ... shall be ... the ... voltage ...

Executive Engineer
M.S.E.T. Co. Ltd.
E.H.V. Project Div., Kalyan

Executive Engineer
EL Pratander

i. The [illegible] specified [illegible] specified [illegible] [illegible] [illegible]

(i) Corona rotating unit shall be energized to give successive positive and negative pulses of identical wave having minimum effective rate of rise of 100 kV per micro second.

(ii) The unit shall then be subjected to slowly rising power frequency voltage.

Acceptance Criteria

No insulator shall be deemed to have met the requirements of this test if, during the test, it is successfully subjected to the ten impulse flashovers, the arithmetic mean of the three consecutive power frequency voltage flashover values equals or exceeds 90% of the mean power frequency flashover voltage.

No insulator shall be deemed to have failed to meet the requirements of this test if,

(i) It has not flashed over when the oscillographs of applied voltage and current have normal indications of voltage

or

(ii) Any one of the subsequent three dry power frequency voltage flashover values is less than 90% of the value specified.

In case of failure of any one unit either in the steep wave test or power frequency voltage test, three more units shall be sampled and tested for each unit failed.

12.0 WET TRANSMISSION FAILURE LOAD TEST

The test is to be carried out as per procedure mentioned in the IEC Pub IEC 383 section 7 subsection 7.1 and 7.2.

(i) S greater than or equal to 0.4 D

Where

S = Shortest value of the distance between metal parts measured along load

D = Diameter of insulator at widest part

S = Spacing between units

(ii) The number of units to be tested in a string shall be as agreed between the manufacturer and purchaser. However, for larger strings, IEC 383 shall be applicable.

(iii) The mechanical electro mechanical/mechanical failing load shall be as mentioned in the table. The electrical parameters shall not be as per the table.

13.0 HYDRAULIC INTERNAL PRESSURE TEST ON SHELLS.

The test is to be carried out on 100% disc insulator shells before assembly. The shells should withstand applied pressure for the stated time of test as mentioned in the table.

14.0 HIGH FREQUENCY TEST ON STRING.

The test shall be carried out on 10KV disc insulator string. The conditions should be as per applied High Frequency Voltage for 5 minutes as per IEC publication.

Executive Engineer
M.S.E.T. Co. Ltd.
E.H.V. Project Division

Executive Engineer
TL Pratender

EHV PROJECT DIVISION PUNE

A) TESTS ON [illegible]

B) Packing Requirements (Each Piece):

a) Visual Inspection: All material shall be visually checked for signs of defect and general appearance.

b) Dimensional check: Dimensions of [illegible] shall be checked as per [illegible] and shall be within specified limits.

c) Weight Check: The test shall be conducted on [illegible] and recorded as per [illegible] The weight of each piece shall be within specified limits as per relevant IS.

d) Paint Coating: The paint coating shall be tested for thickness of coating shall be as per [illegible] The coating shall be uniform, free from defects.

e) Hardness test: The test shall be conducted on [illegible] as per Clause [illegible] The hardness value shall be [illegible]

f) Visual Test: The test shall be conducted on [illegible] as per [illegible] The galvanized coating shall be free from [illegible] as per GASTM [illegible] and shall be [illegible]

g) Uniformity Test: The test shall be conducted on [illegible] as per [illegible] The galvanized coating shall be [illegible]

h) Galvanizing Test: The test shall be conducted on [illegible] as per [illegible] The galvanized coating shall be [illegible]

i) Adhesion Test: A number of [illegible] shall be selected at random from each lot. Each piece shall be subjected to [illegible] and shall withstand [illegible] The galvanized coating shall be [illegible] as per [illegible] Information. The galvanized coating shall be subjected to [illegible] and the galvanized coating shall not show [illegible]

j) Minimum Coating Mass Test: The test shall be conducted on [illegible] as per IS 6745 for Determination of Zinc Coating Mass. The test shall be carried out [illegible]

k) Visual Inspection of Galvanizing: The galvanized coating shall be [illegible] and shall be free from [illegible]

l) Visual Inspection: All [illegible] shall be visually checked for [illegible] and identification marks. The surface shall be free from [illegible] and shall be visually checked. The cap shall [illegible]

m) Dimensional Check: All [illegible] shall be checked for [illegible] as per [illegible] and shall be within specified limits.

n) [illegible] The test shall be conducted on [illegible] as per [illegible] The [illegible]

o) [illegible] shall be conducted on [illegible] as per [illegible] The [illegible]

Executive Engineer
M/S. E.T Co. Ltd.
E.H.V. Project Dy. Kayali

Executive Engineer
EL Pratandar

e) Chemical analysis: The test shall be conducted at minimum of 1 sample per 5000 nos. For acceptance norms shall be chemical composition conforming to grade 304 AISI or equivalent

f) Galvanising (mass) test: At random check of not less than 2 samples per lot of 5000 nos. Each sample shall be subjected to proof load test and held for one minute. The load shall be released and there shall not be any crack or permanent deformation. The sample so tested shall be subjected to further galvanizing test as recommended. Minimum 3 dips of one minute each shall be tested.

g) Magnetic Particle Examination: The test shall be conducted on 100% samples as per IS:3658 for detection of longitudinal and transverse cracks. There shall not be any visible or non-relevant cracks.

h) Security clip

i) Visual inspection: All inspection (100% inspected) samples shall be inspected for surface finish and surface irregularities. The acceptance norm shall be as per IEC

k) Dimensional check: At random check of not less than 5% sample per lot. The acceptance norms shall be dimensions as per IEC 372/IS 2486(IV)

l) Resistance to bending: At random check of not less than 1 sample per lot. The acceptance norms shall be as per IEC 372/IS 2486(IV)

m) Proof load test: At random check of not less than 1 sample per lot. The acceptance norms shall be as per IEC 372/IS 2486(IV)

n) Locking device test: At random check of not less than 2 samples per lot. The acceptance norms shall be locking device not less than 15% UTS for R clip and 10% UTS for W clip

o) Chemical analysis: At random check of not less than 1 sample per lot. The acceptance norms shall be chemical composition conforming to AISI 304/316 grade as per ASTM A 370

p) Hot Dip Galvanized coating

q) Test on Raw material

r) Chemical analysis of Zinc: At random check of not less than one sample per lot. The acceptance norms shall be purity Zn99.95% of min 99.95% as per IS 209

s) Galvanizing (Dipping)

t) Visual inspection: All over (100% inspected) samples shall be visually inspected as per IS 2629. The finished surface shall be even, smooth and shall be free from lumps and projections, flux spots, ragged edges, excessive coating, spatter which is loosely attached to the steel, globules, spikes etc. as per IS 2633 and IS 4759. Relevant portion of IS 4759.

u) Uniformity of zinc coating: At random check of not less than 2 samples per lot. The test shall be conducted as per IS 2633 and the samples shall withstand minimum 4 dips of one minute each in standard CuSO4 solution without showing deposit of Cu on steel surface.

v) Dimensions of galvanizing: At random check of not less than 2 sample per lot. The acceptance norms shall be as per IS 2633 or thickness not less than 610 gm/sq.m.

w) Adherence of zinc coating: At random check of not less than 2 samples per lot. The test shall be conducted as per IS 2633 and the samples shall withstand 4 dips of one minute each.

Executive Engineer
M.S.E.T Co. Ltd.
E.H.V. Project, Aurangabad

Executive Engineer
TL Pretender

ANNEXURE- VIII
TECHNICAL SPECIFICATION FOR 0.2 ACSR "PANTHER" AND 0.4 AUSR "ZEBRA" CONDUCTOR FOR 66kV TRANSMISSION SCHEMES

1.0 MATERIAL

[illegible]

[illegible]

2.0 STANDARDS

2.1 Except as modified in this Specification, the conductor shall conform to the following Indian Standards, which shall mean latest revisions, amendments thereof. Equivalent International and Internationally recognized standard to which some of the standards generally conformed are also listed hereunder:

Sl. No.	Indian Standards	Title	International Standards
1	IS 398	Specification for [illegible]	ISO 6933
	IS 398 Part 1 to 5	Specification for Aluminium conductors for overhead Transmission Purpose.	IEC 209 BS 215 Part 3
2	IS 1778	Reels and Drums for Bare conductors	BS 1559
3	IS 1521	Method of Tensile Testing of Steel wire	ISO 8510
	IS 2629	Recommended practice for Hot Dip Galvanizing of Iron and Steel	
	[illegible]	Method of Test for Uniformity of coating on zinc Coated articles	
	IS 4826	Galvanized Coating on Round Iron and Steel	ISO 1461
	IS 4826	Methods of Determination of weight of Zinc Coating of zinc coated Iron & Steel Articles	ISO 1460
	IS 1841	FE grade Aluminium rod produced by Continuous casting and rolling process	
	IS 2faa	FE grade Aluminium rod produced by continuous casting and rolling Process	
11	as 7h2	Specification for Galvanized Steel Core	

Executive Engineer
M.S.E.T. Co. Ltd.
E.H.V. Project-On-Kayan

Executive Engineer
TL Projects

3.0.0 PRINCIPAL PARAMETERS

3.1.0 The details of ACSR conductors are tabulated below:

Sr.No.	Particulars	Values For ACSR panther	Values For ACSR Zebra
(a)	Stranding and wire diameter	Aluminium 3.09 mm. Steel 2.40 mm	Aluminium 4.26 mm Steel 2.84 mm
(b)	Number of Strands		
	(i) Steel Centre	1	1
	(ii) 1st Steel Layer	6	6
	(iii) 1st Aluminium Layer	12	12
	(iv) 2nd Aluminium Layer	18	18
(c)	Nominal area of Aluminium Section	212.1	428.9
(d)	Nominal area of Steel (Galvanised)	34.4	55.4
(e)	Total nominal area of Section	246.5	484.5
(f)	Overall Diameter in mm	21.60	28.62
(g)	Approximate weight in Kg/Km.	928	1621
(h)	Calculated D.C. Resistance at 20 degree Celsius in Ohm/Km	0.1400	0.0694
(i)	Minimum Breaking load in KN	69.67	132.03
(j)	Modulus of Elasticity in GN/Sq.metre	80.01	78

3.2.0 The details of Aluminium Alloy conductors are as follows:

Sr. No.	Particulars	Values For ACSR panther	Values For ACSR Zebra
(a)	Minimum Breaking Load of Strand before stranding in KN	1.17	1.93
(b)	Minimum Breaking Load of Strand after stranding in KN	1.11	1.83
(c)	Maximum D.C. Resistance of strand at 20 Degree Celsius in Ohm/Km	5.191	3.951

Executive Engineer
M.S.E.T Co. Ltd.
E.H.V. Project Dn. Kalyan

Executive Engineer
TL Pretender

[illegible] Specifications for Lime [illegible]

[illegible] Specifications as below:

Sr No	Particulars	Values For AC/SN pointed 0.149	Values For AC/SN Above 1.19
[illegible]	[illegible] Retained On 1.19 mm Sieve		
[illegible]	[illegible] Passing 1.19 mm Sieve and Retained On 600 Micron Sieve	1.33	0.51
[illegible]	[illegible] Passing 600 Micron Sieve and Retained On 300 Micron Sieve	0.60	1.00
[illegible]	[illegible] Passing 300 Micron Sieve		

3.2.2.0 (A) MECHANICAL REQUIREMENTS

The [illegible] suitable for [illegible] specified under the following heads:

Sr No	Particulars	Values
[illegible]	[illegible] Annual Air Temperature	[illegible] Degree C
[illegible]	Minimum Ambient Air Temperature	[illegible] Degree C
[illegible]	Average Daily Ambient Air Temperature	[illegible] Degree C
[illegible]	Relative Humidity	[illegible] %
[illegible]	Wind [illegible] Rainfall	[illegible] mm
[illegible]	Maximum Altitude above Mean Sea Level	[illegible] meters
[illegible]	Maximum Wind Pressure	[illegible] Kg/Sq m
[illegible]	[illegible]	[illegible] Years

3.2.3.0 PHYSICAL CONSTANTS OF MATERIAL :

3.2.3.1 Physical Constants of Hard Broken Aggregates

(a) Resistivity

The resistivity of [illegible] depends [illegible] porosity and its physical constituents. For the purpose of this specification the [illegible] value [illegible] Degree C and the value [illegible] for the [illegible] permissible value of resistivity [illegible] not objected to [illegible] Ohm-cm.

(b) Density

[illegible] temperature of 20 Degree C. The density [illegible] Aggregate [illegible] Kg/Cu.m.

Executive Engineer
M.S.E.B. Pvt. Ltd.
E.H.V. Project Div, Kalyan

Executive Engineer
TL Pretender

(e) Constant-Mass Temperature Co-Efficient of Resistance:

At a temperature of 20 Degree C the resistance temperature co-efficient of heat treated aluminium conductor between the potential points rigidly fixed to the conductor metal being allowed to expand freely has been taken as 0.004 per Degree C.

(d) Co-Efficient of Linear Expansion:

The Co-Efficient of Linear Expansion of Hard drawn Aluminium at 0 Degree C has been taken as 23 x 10^{-6} per Degree C. This value holds good for practical purposes over the range of temperature from 0 Degree C to highest conductor temperature.

5.2.0 Physical Constants For Galvanised Steel Wires:

(a) Density:

At a temperature of 20 Degree C, the density of galvanised steel wire is to be taken 7.80 gm/cubic cm.

(b) Co-Efficient of Linear Expansion:

In order to obtain uniformity in calculations a value of 11.5 x 10^{-6} per Degree C may be taken as the value for the co-efficient of Linear Expansion of galvanised steel wire used for the cores of steel cored aluminium conductors.

5.3.0 MATERIALS:

(a) The conductor shall be manufactured from 1/2 Grade aluminium rods suitably cold drawn to wire drawing machines. The aluminium rods used shall comply with IS: 9845 and IS: 5484. The mechanical and electrical properties of aluminium wire shall comply with the requirements given in relevant standard. The chemical composition of high carbon steel wire is given below for information only:

Sr.No.	Element	Percentage Composition
1	Carbon	0.50 to 0.85
2	Manganese	0.50 to 1.10
3	Phosphorus	Not more than 0.035
4	Sulphur	Not more than 0.045
5	Silicon	0.10 to 0.35

(b) The Zinc used for galvanising shall be electrolytic high grade Zinc not less than 99.95% purity. It shall conform to and satisfy all the requirements of IS: 209. Galvanising may be done by hot process. Control Current may be applied to the zinc

Executive Engineer
M.S.E.B. Electricity
EHV Project Dn, Kalyan

Executive Engineer
TL Projects

MAHARASHTRA STATE ELECTRICITY TRANSMISSION CO. LTD.

Page 69

[illegible] FREEDOM FROM DEFECTS

[illegible] through and [illegible] [illegible] [illegible]

7.0 STRANDING

(i) The wires used in the construction of galvanized steel reinforced aluminium conductor shall before stranding, satisfy all the relevant requirements of this specification.

(ii) The lay ratio of the different layers shall be within the limits given in the following table:

LAY RATIO OF ALUMINIUM CONDUCTOR OF GALVANISED STEEL REINFORCED

Sr. No.	Particulars	For ACSR Panther	For ACSR Zebra
1	Number of Wire	Aluminium 30 Steel 7	Aluminium 54 Steel 7
2	Rating (Diameter) Lay Ratio for Steel Core (6 Wire Layer)	Minimum 13 Maximum 28	Minimum 13 Maximum 28
3	Lay Ratio for Aluminium Wire		
(i)	Outside Layer	Minimum 10 Maximum 14	Minimum 10 Maximum 14
(ii)	Layer immediately beneath outside Layer	Minimum 10 Maximum 14	Minimum 10 Maximum 14
(iii)	Innermost layer of conductor with three Al. Wire layers	Minimum 10 Maximum 14	Minimum 10 Maximum 14

NOTE: For the purpose of calculation the actual lay ratio shall be taken as the ratio between the values (to four decimal places) of actual maximum value given in the above table.

(iii) While stranding, pay-off stands and take-up devices shall be used to maintain proper tension in order to achieve uniform lay length and to avoid damage to conductor.

(iv) In all conductors, the successive layers shall have opposite directions of lay. The outermost layer having right hand lay.

(v) In conductors having multiple layers of aluminium wires, the lay ratio of any layer to that layer shall not be greater than the lay ratio of the layer immediately beneath it.

7.1.0 STANDARD LENGTH OF THE CONDUCTOR

The standard length of the "Panther" or "Zebra" conductor shall be approximately 3000 ± 3000 metres. Tolerance of 5% on individual length offered by the bidders shall be permitted. All length outside the specified tolerance shall be treated as random lengths.

8.0.0 GUARANTEED TECHNICAL PARTICULARS

The bidder shall furnish the guaranteed technical particulars as mentioned in the data sheet enclosed to SCHEDULE 'A' of the specification.

Executive Engineer
M.S.E.D. MAHARASHTRA STATE ELECTRICITY TRANSMISSION CO. LTD.
E.H.V. Project Dn, Kalyan

Page 10 of

Executive Engineer
TL Pretender

POWER PROJECTS

4.0 TESTS

The conductor offered to the owner should have been successfully type tested in accordance with the latest standard and technical specifications within the last five years from the date of opening of tender. The bidder shall furnish copy of the type test reports for the conductor and fittings with the offer.

4.1 The type tests, acceptance tests, routine tests and other tests to be carried out on the conductor shall be as given in the Technical Specification.

4.2 Type tests shall mean those tests, which are to be carried out to prove the adequacy of the manufacturer and general conformity of the material to the specifications. These tests shall be carried out on sample prior to commencement of commercial production against the order. The bidder shall indicate the schedule for carrying out these tests in his offer.

4.3 Acceptance tests shall mean those tests, which are to be carried out on the samples taken from each lot, offered for inspection/dispatch thereof. For the purpose of acceptance of material

4.4 Routine tests shall mean those tests which are to be carried out on each piece of the completed conductor to check compliance with the requirements of the specification.

4.5 The purchaser or his representative shall inspect such tests, which are to be carried out in the presence of representatives by the supplier in accordance with the approved quality assurance plan submitted by the bidder.

4.6 The type tests and acceptance tests, the acceptance value of which are to be carried out by the bidder in the recognised technical institutes or the reports of the tests carried out in the past should be submitted for approval of the purchaser. These tests should have been carried out in accordance with the specification, which should be stringent as per the purchaser's requirements.

5.0 DESCRIPTIONS OF TESTS

5.1 TAPE JOINTS

The following Type Tests shall be conducted on one sample from each manufacturer of conductor for every 500 kms. or part thereof of production from each manufacturing facility.

5.2 TEST FOR SURFACE CONDITION

A sample of the finished conductor having a minimum length of [illegible] shall be subjected to a tensile load equal to the [illegible] of the conductor specified in Table 1 of Annexure-I. The load shall be applied in such a manner as to avoid any shock. The load shall be maintained for a period of 1 hour. The conductor shall be examined for any [illegible]

The conductor shall not depart from the appropriate range nor shall the strands of one layer be moved relative to each other so as to produce a gap exceeding the diameter of the conductor. The presence of diameter of any strand shall not be less than the nominal value specified in Table 1 of Annexure-I after removal of the tensile load.

Executive Engineer
M.S.E.T. Division
Solar Project, Dhi, Kalyan

MAHARASHTRA STATE ROAD DEVELOPMENT CORPORATION LTD.

Executive Engineer
TL Pre-tender

(f) ULTIMATE TENSILE STRENGTH TEST

Marks perpendicular to the axis of the conductor shall be marked at two places on a sample conductor of minimum 3 metre length, suitably compressed Anti Tension Clamps at either end. Tensile load shall be applied to the sample and shall be increased at a steady rate up to 50 % of the Ultimate Tensile Strength of the conductor and held for one minute. The cross drawn shall not be distorted due to excessive movement of strands. The specified load shall then be increased at steady rate until the breaking load is reached. This value shall not be less than the guaranteed Ultimate Strength of the conductor.

RESISTANCE TEST

On a suitable sample of conductor 3 metres length, two contact clamps shall be fixed. The resistance shall be measured by a Kelvin Double Bridge by placing the clamps initially zero meter and subsequently one metre apart. The test shall be repeated at least 5 times and the average value is noted. The value obtained shall be corrected to the value at 20 degree C as per IS: 398 (Part II). The resistance corrected at 20°C shall confirm to the requirements of this specification.

6.2 ACCEPTANCE TESTS

The following acceptance tests shall be carried out on the samples in presence of the purchaser's representative and the test values shall conform to IS:398-87

(a) VISUAL AND DIMENSIONAL CHECK ON DRUM

The drums shall be visually and dimensionally checked to ensure that they conform to the requirements of this specification.

(b) CHECK FOR JOINTS, SCRATCHES ETC

Conductor shall be examined to see that there are no scratches, abrasions etc. The joints in the individual wires shall be examined and only such joints as are permitted by the conductor specification shall be accepted.

(c) DIMENSIONAL CHECK ON ALUMINIUM AND STEEL STRANDS

The individual strands shall be checked for dimensions to ensure that they conform to the requirement of this specification.

(d) LAY RATIO TEST OF VARIOUS LAYERS

The lay ratio of various layers shall be checked to ensure that they confirm to the requirements of the specification.

(e) ELONGATION AND TORSION TEST

The test procedure shall be as specified in IS:398 (Part-V)-1992. The material shall conform to the requirements in this specification and Clause No.6.1 of Section (Part-V)

Executive Engineer
M.S.E.T.C.L. Thane
E.H.V. Project Dn., Kalyan

MAHARASHTRA STATE ELECTRICITY TRANSMISSION CO. LTD. Page 191

Executive Engineer
TL Pretender

6.0 BREAKING LOAD TEST ON INDIVIDUAL ALUMINIUM AND STEEL STRAND

For the purpose of acceptance test, this test shall be made on both steel core and steel strand. The same test shall apply to all wires of ACSR conductor. The tensile strength of any of the wires should not be less than the values specified in the relevant IS specifications.

When an automatic electronic testing machine is used, the entire stress-strain curve shall be recorded and the value of the load at the point of intersection of the curve with a line parallel to the strain axis and offset from it by a strain of 0.5% shall not be less than 0.2% proof stress.

7.0 RESISTANCE TEST

As per Clause 10.5 of IS-398-V, the resistance test of conductor shall be made on samples of ACSR conductor, and shall be carried out to determine one value per drum of conductor and to compare the specified values. Certificate shall be furnished accordingly.

8.0 DIMENSIONS OF ALUMINIUM STRAND

As per procedure mentioned in IS: 398 (Part I-V).

9.0 VERIFICATION OF LENGTH By weighing method

10.0 QUANTITY OF DRUMS TO BE VERIFIED FOR LENGTH.

As per Clause No. 7.1

11.0 GALVANISING TEST

The test procedure shall be specified in IS 4826. The value of test shall conform to the requirements of the specification.

NOTE: All the above tests to be carried out in the presence of the Purchaser's representative and test results shall be recorded properly.

12.0 ROUTINE TESTS

a) Visual examination of the complete conductor as per clause 6.1.1

b) Check for joints in the wires as per clause 6.1.2

c) Check for dimensions as per specification.

d) All above routine tests shall be carried out on each and every drum of conductor. In case any drum fails in any one of the routine test, two more samples shall be taken from the same drum for repeat test. If both the samples pass in the repeat test, the drum shall be accepted after rejecting the defective portion. If any one of the samples fails in the repeat test, the entire drum shall be rejected.

Executive Engineer
M.S.E.D.C.L.
E.H.V. Project Div., Satara

M/S. KASTURA SCATTERED PRIORITY TRANSMISSION CO. LTD. Page No.

Executive Engineer
TE Pratapgad

6.2.4 TESTS DURING MANUFACTURE

(a) Chemical Analysis of Zinc Used for Galvanising.

Sample taken from the zinc metals shall be chemically/spectrographically analyzed. The same shall be in conformity to the requirements laid down in this specification.

(b) Chemical Analysis of Aluminium used for making Aluminium Strands.

Chemical Analysis of Aluminium samples taken from the Aluminium ingots/billets/rods shall be chemically/spectrographically analyzed. The same shall be in conformity to the requirements laid down in this specification.

(c) Chemical Analysis of Steel used for making Steel Strands.

Chemical analysis of the samples of steel taken from the steel ingots/billets/rods shall be chemically/spectrographically analyzed. The same shall be in conformity to the requirements laid down in this specification.

6.3 TESTING FACILITIES.

6.3.1 The Tenderer may offer for inspection of Type Test at the works/laboratories premises of manufacturer.

6.3.2 In case the tenderer himself does not possess the facilities required to conduct the type tests as detailed in the relevant standards, he shall arrange the same in any Govt. Laboratory. The agreement of the manufacturer with the relevant Govt. Laboratory for testing and testing charges.

6.3.3 Tenderer shall indicate the laboratories to which he proposes to conduct the type test. He shall ensure that the tests can be completed in these laboratories, within the time schedule guaranteed by him. The appropriate schedule of charges of Laboratories to be indicated with the offer.

6.3.4 The entire cost of testing for the acceptance tests, routine tests and type testing charges as per the Clause 6.2.2 shall be treated as included in the quoted unit prices of conductor as per the Schedule of the Price of tenderer's representative.

6.4 ADDITIONAL TESTS:

The purchaser reserves the right of having at his own expenses any other test(s) of reasonable nature carried out at the premises of the manufacturer, or any other place in order to be satisfied that the material complies with the specification. The manufacturer shall provide all reasonable facilities without charge to the inspector representing the purchaser to witness the testing and to ensure that the samples submitted for test have been selected, prepared and packed in an acceptable manner.

6.5 SAMPLES FOR TYPE TESTING:

6.5.1 The manufacturer shall submit samples of the material to be used in the manufacture of the conductor for type testing.

6.5.2 The Successful tenderer shall carry out all the type test & acceptance tests in the presence of purchaser's representative at his own premises & dispatch report only after

Executive Engineer
M.S.E.T. Co. Ltd.
E.H.V. Project No. Kalyan

Executive Engineer
TL Pretender

ENGINEERING POWER PHC SECTION PUNE

The bidder/manufacturer may carry out the type test at the premises of any independent reputed test laboratory to establish the capability to meet the tender requirements. However on award of purchase order, the bidder will conduct type tests as mentioned above. Cost of type tests shall be

6.0 TEST REPORTS

6.1 Four copies of type test reports shall be submitted to the purchaser within one month of conducting the tests. One copy will be returned duly certified by the purchaser within three weeks thereafter and the manufacturer shall not proceed with commercial production of the conductor.

6.2 Two copies of the acceptance test reports shall be furnished in case of tubular conductor. One copy will be returned, duly certified by the purchaser within three weeks of the conductor to be dispatched.

6.3 All records of routine test reports shall be maintained by the supplier at his works for perusal by the purchaser.

6.4 All test records of tests conducted during manufacture shall be maintained by the supplier. These shall be produced for verification as and when required by the purchaser.

6.5 TEST FACILITIES

6.5.1 The following additional test facilities shall be available in the purchaser's premises.

a) For testing equipment with Vernier Calipers, micrometers, dial gauges, optical projector, tensile testing machine, resistance measurement facilities, hardness, weight, dimensions etc.

b) Wind tunnel test rigs for aeroelastic vibration tests.

6.5.2 Tensile test on conductor shall be carried out on a tensile testing machine capable of reversing the direction of motion at a controlled rate when required. The recording facilities shall have adequate chart speed to ensure accurate determination of the various load points specified in the relevant clauses.

6.5.3 The load extension curve by voltmeter method by using a suitable [illegible]

6.6 RETEST AND REJECTION

6.6.1 Each drum of wire selected for tests shall be tested for conformity with the requirements of the specification. In case any sample fails in any test, two more samples shall be selected for that test. Both these samples shall pass the test successfully, failing which the entire lot represented by the sample shall be liable for rejection. However, the manufacturer may test all the drums individually and reject the defective ones. Such drums as are found defective shall be rejected. Only the non-defective drums shall be accepted.

6.6.2 Accepted drums shall be marked and segregated.

Executive Engineer
M.S.E.D.C.L. Maharashtra State Electricity Distribution Co. Ltd.
E.H.V. Project Division

Page 10/2

Executive Engineer
TL Pratender

6.0 The Purchaser reserves the right to have carried out any/all type tests mentioned under Clause No. 5.2.1 at his own expense on samples of conductor selected from the lot supplied at site. The entire conductor shall be rejected if the test results are not satisfactory.

7.0 INSPECTION

7.1 The Purchaser or his representative shall, at all time, be entitled to have access to the works and all places of the manufacturer where the conductor shall be manufactured or prepared and the manufacturer shall render all facilities for unrestricted inspection of drawings, works, process, materials for manufacture of the conductor and for conducting necessary tests as detailed in this specification.

7.2 The Supplier shall keep the Purchaser informed in advance of the time of starting and of the progress of various stages of manufacture of its various stages so that arrangements can be made for inspection.

7.3 No conductor shall be dispatched from the point of manufacture before it has been satisfactorily inspected and tested for all tests, unless the inspection is waived off by the Purchaser in writing. At the time of such inspection, sufficient length of conductor shall be dispatched only after satisfactory completion of all tests specified herein and approved by the Purchaser.

7.4 The inspection of any quantity of conductor shall in no way relieve the Supplier of his responsibility for meeting all requirements of the specification, and shall not prevent subsequent rejection if such conductor is later found to be defective.

7.5 At the time of inspection, a sufficient number of drums offered for inspection may be randomly selected by the Purchaser or his representative to ascertain the length of conductor in the drums as mentioned in Clause No. 6.0 of this specification. The conductor shall be measured in the presence of the Purchaser or his representative by the method as mentioned in IS:8263 (Method of measurement of length of conductors). Any difference in the average length thus obtained from the declared length shall be applied to all the drums of the consignment for checking/rechecking.

8.0 QUALITY ASSURANCE PLAN

8.1 The tenderer shall invariably furnish following information along with his offer failing which his offer will be liable for rejection:

a) Statement giving list of raw materials, names of sub-suppliers for the raw materials, list of standards according to which the raw materials are tested, list of test normally carried out on raw materials in presence of purchaser's representative, copies of test certificates.

b) Information and copies of test certificates as per (a) above in respect of bought out components.

c) List of manufacturing facilities available.

d) Level of automation, list of areas where in-house processing exists.

e) List of areas in manufacturing process, where stage inspections are normally carried out for ensuring quality of workmanship and product and internal tests and inspections.

f) Special features provided in the equipment to deal with the failure modes detected and the earlier experience of functional failures in the field and modifications subsequently incorporated in the design of the equipment to obviate the failures.

g) Flow chart showing various stages of manufacture from raw material stage to finished product stage incorporating inspection and tests carried out at each stage.

h) Sampling procedure followed for various tests and standard to which it conforms.

i) Quality control documentation proposed to be followed for the supplies against the order.

j) Details of customer complaints and feedback and corrective actions taken.

k) Any other information regarding assurance of quality in supplies.

Executive Engineer
M.P.E.T. Co. Ltd.
[illegible] Dewas

Executive Engineer
TI Pithampur

specified in the relevant standard. These inspections shall be very strictly brought out to eliminate all deviations from specified requirements.

8.7 The supplier shall within 30 days of placement of order submit Quality Assurance Plan to CE/TC/GRZ(D) for scrutiny and approval.

8.8 The supplier shall submit the routine test certificates of raw materials at the time of dispatch of the material.

9.0 PACKING & FORWARDING

9.1 The conductor shall be supplied in wooden drums which shall be sturdy and strong enough to withstand rough handling during transit, storage and subsequent laying and stringing operation in the field. The drums shall generally conform to IS 1778 1980, amendment No.1, June 1984, except otherwise specified hereinafter. A specimen weight drum drawing No. BPL/WD/DRUM/DIES/015 for 250/1000 for ACSR 'Zebra' Conductor and No. BPL/WD/DRUM/DIES/016 for 250/1000 for ACSR 'Panther' Conductor and No. BPL/WD/DRUM/DIES/017 for 250/1000 for ACSR 'Zebra' Conductor is enclosed for your reference.

9.2 The drums shall be capable of withstanding the combined weight of the conductor and a minimum allowable free fall of the drum of 1 Mtr.

9.3 The supplier should submit the proposed drum drawing along with bid. However, the same shall be in line with the requirements mentioned above. After placement of the LOA, the supplier shall submit three copies of full dimensioned drawings of the drum he wish to supply for Purchaser's approval before taking up manufacturing activities.

9.4 All wooden components shall be manufactured out of well seasoned, free from defects that may materially weaken the component parts of the drum. Preservative treatment to sapwood shall be given. All exposed wooden surfaces shall be painted with two coats of preservatives or impregnated with it. Nails and clamps shall be used.

9.5 The flanges shall be of two thick ply sound steel well riveted together. The inside diameter of the flanges shall be 13 mm more than the diameter of the barrel. The tolerance on the diameter of each ply shall be 13 mm over. There shall be at least 8 nails per plank for ply with maximum nail spacing of 75 mm. Where a steel insert in the flange to receive the lug of the conductor, the nail shall not be less than the periphery of the barrel.

9.6 The wooden battens used for binding the barrel of the conductor and the protective layer shall be stable to the extent that they do not warp. The battens shall be fastened with steel straps provided at each end of the drum. The number of straps on the barrel shall be sufficient to withstand the weight of the conductor.

9.7 Each end of the drum shall be provided with a hole of diameter not less than 50 mm. The hole shall be located centrally in the end boards. The metal sleeve shall be provided to the inner face of the flange to accommodate a suitable spindle for lifting the drum at the erection site. Steel bands should be used to avoid damage to the conductor.

9.8 Generally, no nails on the outside of the barrel of the drum will be driven so as to project beyond the flanges and the drum must be capable of being rolled. The outside of the drum shall generally be lagged with hardwood battens.

Executive Engineer
M.S.E.T.L. Co. Ltd.
H.V. Project, Gandhinagar

GANDHINAGAR STATE ELECTRICITY TRANSMISSION CO. LTD. Page 44

Executive Engineer
TL Pretender

6.0 The inner layer of the flanges and inner barrel surface shall be painted with [illegible] base paint.

7.0 Proper sealing, cast board or double corrugated or thick bituminised waterproof brown paper shall be provided to the holes cored and inside of flanges on the sides by means of a suitable cementitious material. The paper should be dried before use. Aluminium foil paper shall be used in between the layers of the conductor. After erection of conductor the exposed surface of the outer most conductor shall be wrapped with thin polythene sheet across the flanges to protect the conductor from rain, dust and moisture during transportation and handling and also to prevent ingress of moisture into the conductor strands.

7.1 A minimum space of 3 mm shall be provided between the inner surface of the external protective layer and outer layer of the conductor.

7.2 Inner barrel shall be securely nailed across grains as far as possible to the flange edges with at least 2 nails per end. The length of the nails shall not be less than twice the thickness of the battens. The nail shall not protrude above the general surface and shall not have sharp edges or allow the nails to be released due to corrosion.

7.3 During the processing layer, there shall be minimum of two binding strips, one at [illegible] and other at the outer most layer. Each protective layer shall have two strips to accommodate the above.

7.4 Conductor terminations shall be properly sealed and secured with the flanges by suitable means to avoid flanges. The end securing shall be done by taking out at least 500 mm of steel core or outer ends by 12 nails. The composite conductor shall be bonded by means of galvanised steel wire/aluminium wire at three locations at least 75 mm apart on flanges covered with PVC adhesive tapes so as to avoid loosening of conductor layers in transportation handling.

7.5 [illegible]

8.0 MARKING

Each drum shall have the following information inscribed on it in indelible ink clearly with other essential data

a) [illegible]

b) [illegible]

c) [illegible]

d) [illegible]

e) [illegible]

f) [illegible]

Executive Engineer
M.S.E.T. Co. Ltd.
E.H.V. Project Dn, Kalyan

Executive Engineer
TL Pretender

(g) Gross Weight of Drum with Conductor.

(h) Weight of empty drum with Layers.

(i) Name plate up to pressure tubes

(j) ISI Marking

Note : The contractor shall submit the drawings of Tower, Tower Parts, Tower Foundations, Earthing, Danger Plates, Phase Plates, Anti-climbing devices, Bird guards, Bird diverters, Numbering Plates, Circuit Plates, Danger Notice

SCHEDULE "G"

GUARANTEED TECHNICAL PARTICULAR OF ACSR 'PANTHER' & 'ZEBRA' CONDUCTOR

(The form of information to be furnished by the bidder as per Clause No. 5.1 of the specification.)

(1) Code word of Conductor offered

(2) Maker's Address and Country of

(a) Aluminium wire

(b) Steel wire

(c) Complete Conductor

(3) Whether the Supplier has valid ISI Certification for the conductor offered (Please furnish copies of documentary proof)

(4) Details of installation of same/similar or higher number of strands supplied during the last five years (Please furnish copies of documentary proof).

(5) Average annual turnover during the last five years (Please furnish copies of documentary proof)

(6) Details of type test conducted on similar conductor during last five years (Please furnish copies of documentary proof)

(7) Stranding and wire diameter (in mm)

(a) Aluminium

(b) Steel

(8) Individual Breaking Load of wire

(a) Aluminium

(b) Steel

(9) Overall Nominal Diameter of Conductor

(10) Nominal Cross Section of Conductor

(11) Weight of Conductor

(12) Modulus of Elasticity of Conductor

(13) Coefficient of linear expansion of Conductor

(14) Ultimate Tensile Strength of Conductor

(15) Resistance of Conductor at 20°C

(16) Current Rating of Conductor

(17) Sag at Maximum Temperature

(18) Sag at Everyday Temperature

(19) Sag at Minimum Temperature

(20) Maximum Tension at Minimum Temperature

(21) Maximum Tension at Everyday Temperature

(22) Maximum Tension at Maximum Temperature

(23) Maximum Tension at Maximum Wind Pressure

(24) Maximum Tension at Maximum Ice Load

(25) Maximum Tension at Maximum Ice Load & Wind Pressure

(26) Maximum Tension at Broken Wire Condition

(27) Maximum Tension at Erection Condition

(28) Maximum Tension at Stringing Condition

(29) Maximum Tension at Creep Condition

(30) Maximum Tension at Fatigue Condition

(31) Maximum Tension at Galloping Condition

(32) Maximum Tension at Short Circuit Condition

(33) Maximum Tension at Seismic Condition

(34) Maximum Tension at Transverse Load Condition

(35) Maximum Tension at Longitudinal Load Condition

(36) Maximum Tension at Torsional Load Condition

(37) Maximum Tension at Combined Load Condition

(38) Maximum Tension at Overload Condition

(39) Maximum Tension at Ultimate Load Condition

(40) Maximum Tension at Proof Load Condition

(41) Maximum Tension at Test Load Condition

(42) Maximum Tension at Working Load Condition

(43) Maximum Tension at Safety Load Condition

(44) Maximum Tension at Design Load Condition

(45) Maximum Tension at Operating Load Condition

(46) Maximum Tension at Service Load Condition

(47) Maximum Tension at Normal Load Condition

(48) Maximum Tension at Abnormal Load Condition

(49) Maximum Tension at Emergency Load Condition

(50) Maximum Tension at Contingency Load Condition

(51) Maximum Tension at Extreme Load Condition

(52) Maximum Tension at Limit Load Condition

(53) Maximum Tension at Failure Load Condition

(54) Maximum Tension at Rupture Load Condition

(55) Maximum Tension at Yield Load Condition

(56) Maximum Tension at Proportional Limit Load Condition

(57) Maximum Tension at Elastic Limit Load Condition

(58) Maximum Tension at Plastic Limit Load Condition

(59) Maximum Tension at Creep Limit Load Condition

(60) Maximum Tension at Fatigue Limit Load Condition

(61) Maximum Tension at Galloping Limit Load Condition

(62) Maximum Tension at Short Circuit Limit Load Condition

(63) Maximum Tension at Seismic Limit Load Condition

(64) Maximum Tension at Transverse Limit Load Condition

(65) Maximum Tension at Longitudinal Limit Load Condition

(66) Maximum Tension at Torsional Limit Load Condition

(67) Maximum Tension at Combined Limit Load Condition

(68) Maximum Tension at Overload Limit Load Condition

(69) Maximum Tension at Ultimate Limit Load Condition

(70) Maximum Tension at Proof Limit Load Condition

(71) Maximum Tension at Test Limit Load Condition

(72) Maximum Tension at Working Limit Load Condition

(73) Maximum Tension at Safety Limit Load Condition

(74) Maximum Tension at Design Limit Load Condition

(75) Maximum Tension at Operating Limit Load Condition

(76) Maximum Tension at Service Limit Load Condition

(77) Maximum Tension at Normal Limit Load Condition

(78) Maximum Tension at Abnormal Limit Load Condition

(79) Maximum Tension at Emergency Limit Load Condition

(80) Maximum Tension at Contingency Limit Load Condition

(81) Maximum Tension at Extreme Limit Load Condition

(82) Maximum Tension at Limit Limit Load Condition

(83) Maximum Tension at Failure Limit Load Condition

(84) Maximum Tension at Rupture Limit Load Condition

(85) Maximum Tension at Yield Limit Load Condition

(86) Maximum Tension at Proportional Limit Limit Load Condition

(87) Maximum Tension at Elastic Limit Limit Load Condition

(88) Maximum Tension at Plastic Limit Limit Load Condition

(89) Maximum Tension at Creep Limit Limit Load Condition

(90) Maximum Tension at Fatigue Limit Limit Load Condition

(91) Maximum Tension at Galloping Limit Limit Load Condition

(92) Maximum Tension at Short Circuit Limit Limit Load Condition

(93) Maximum Tension at Seismic Limit Limit Load Condition

(94) Maximum Tension at Transverse Limit Limit Load Condition

(95) Maximum Tension at Longitudinal Limit Limit Load Condition

(96) Maximum Tension at Torsional Limit Limit Load Condition

(97) Maximum Tension at Combined Limit Limit Load Condition

(98) Maximum Tension at Overload Limit Limit Load Condition

(99) Maximum Tension at Ultimate Limit Limit Load Condition

(100) Maximum Tension at Proof Limit Limit Load Condition

(101) Maximum Tension at Test Limit Limit Load Condition

(102) Maximum Tension at Working Limit Limit Load Condition

(103) Maximum Tension at Safety Limit Limit Load Condition

(104) Maximum Tension at Design Limit Limit Load Condition

(105) Maximum Tension at Operating Limit Limit Load Condition

(106) Maximum Tension at Service Limit Limit Load Condition

(107) Maximum Tension at Normal Limit Limit Load Condition

(108) Maximum Tension at Abnormal Limit Limit Load Condition

(109) Maximum Tension at Emergency Limit Limit Load Condition

(110) Maximum Tension at Contingency Limit Limit Load Condition

(111) Maximum Tension at Extreme Limit Limit Load Condition

(112) Maximum Tension at Limit Limit Limit Load Condition

(113) Maximum Tension at Failure Limit Limit Load Condition

(114) Maximum Tension at Rupture Limit Limit Load Condition

(115) Maximum Tension at Yield Limit Limit Load Condition

(116) Maximum Tension at Proportional Limit Limit Limit Load Condition

(117) Maximum Tension at Elastic Limit Limit Limit Load Condition

(118) Maximum Tension at Plastic Limit Limit Limit Load Condition

(119) Maximum Tension at Creep Limit Limit Limit Load Condition

(120) Maximum Tension at Fatigue Limit Limit Limit Load Condition

(121) Maximum Tension at Galloping Limit Limit Limit Load Condition

(122) Maximum Tension at Short Circuit Limit Limit Limit Load Condition

(123) Maximum Tension at Seismic Limit Limit Limit Load Condition

(124) Maximum Tension at Transverse Limit Limit Limit Load Condition

(125) Maximum Tension at Longitudinal Limit Limit Limit Load Condition

(126) Maximum Tension at Torsional Limit Limit Limit Load Condition

(127) Maximum Tension at Combined Limit Limit Limit Load Condition

(128) Maximum Tension at Overload Limit Limit Limit Load Condition

(129) Maximum Tension at Ultimate Limit Limit Limit Load Condition

(130) Maximum Tension at Proof Limit Limit Limit Load Condition

(131) Maximum Tension at Test Limit Limit Limit Load Condition

(132) Maximum Tension at Working Limit Limit Limit Load Condition

(133) Maximum Tension at Safety Limit Limit Limit Load Condition

(134) Maximum Tension at Design Limit Limit Limit Load Condition

(135) Maximum Tension at Operating Limit Limit Limit Load Condition

(136) Maximum Tension at Service Limit Limit Limit Load Condition

(137) Maximum Tension at Normal Limit Limit Limit Load Condition

(138) Maximum Tension at Abnormal Limit Limit Limit Load Condition

(139) Maximum Tension at Emergency Limit Limit Limit Load Condition

(140) Maximum Tension at Contingency Limit Limit Limit Load Condition

(141) Maximum Tension at Extreme Limit Limit Limit Load Condition

(142) Maximum Tension at Limit Limit Limit Limit Load Condition

(143) Maximum Tension at Failure Limit Limit Limit Load Condition

(144) Maximum Tension at Rupture Limit Limit Limit Load Condition

(145) Maximum Tension at Yield Limit Limit Limit Load Condition

(146) Maximum Tension at Proportional Limit Limit Limit Limit Load Condition

(147) Maximum Tension at Elastic Limit Limit Limit Limit Load Condition

(148) Maximum Tension at Plastic Limit Limit Limit Limit Load Condition

(149) Maximum Tension at Creep Limit Limit Limit Limit Load Condition

(150) Maximum Tension at Fatigue Limit Limit Limit Limit Load Condition

(151) Maximum Tension at Galloping Limit Limit Limit Limit Load Condition

(152) Maximum Tension at Short Circuit Limit Limit Limit Limit Load Condition

(153) Maximum Tension at Seismic Limit Limit Limit Limit Load Condition

(154) Maximum Tension at Transverse Limit Limit Limit Limit Load Condition

(155) Maximum Tension at Longitudinal Limit Limit Limit Limit Load Condition

(156) Maximum Tension at Torsional Limit Limit Limit Limit Load Condition

(157) Maximum Tension at Combined Limit Limit Limit Limit Load Condition

(158) Maximum Tension at Overload Limit Limit Limit Limit Load Condition

(159) Maximum Tension at Ultimate Limit Limit Limit Limit Load Condition

(160) Maximum Tension at Proof Limit Limit Limit Limit Load Condition

(161) Maximum Tension at Test Limit Limit Limit Limit Load Condition

(162) Maximum Tension at Working Limit Limit Limit Limit Load Condition

(163) Maximum Tension at Safety Limit Limit Limit Limit Load Condition

(164) Maximum Tension at Design Limit Limit Limit Limit Load Condition

(165) Maximum Tension at Operating Limit Limit Limit Limit Load Condition

(166) Maximum Tension at Service Limit Limit Limit Limit Load Condition

(167) Maximum Tension at Normal Limit Limit Limit Limit Load Condition

(168) Maximum Tension at Abnormal Limit Limit Limit Limit Load Condition

(169) Maximum Tension at Emergency Limit Limit Limit Limit Load Condition

(170) Maximum Tension at Contingency Limit Limit Limit Limit Load Condition

(171) Maximum Tension at Extreme Limit Limit Limit Limit Load Condition

(172) Maximum Tension at Limit Limit Limit Limit Limit Load Condition

(173) Maximum Tension at Failure Limit Limit Limit Limit Load Condition

(174) Maximum Tension at Rupture Limit Limit Limit Limit Load Condition

(175) Maximum Tension at Yield Limit Limit Limit Limit Load Condition

(176) Maximum Tension at Proportional Limit Limit Limit Limit Limit Load Condition

(177) Maximum Tension at Elastic Limit Limit Limit Limit Limit Load Condition

(178) Maximum Tension at Plastic Limit Limit Limit Limit Limit Load Condition

(179) Maximum Tension at Creep Limit Limit Limit Limit Limit Load Condition

(180) Maximum Tension at Fatigue Limit Limit Limit Limit Limit Load Condition

(181) Maximum Tension at Galloping Limit Limit Limit Limit Limit Load Condition

(182) Maximum Tension at Short Circuit Limit Limit Limit Limit Limit Load Condition

(183) Maximum Tension at Seismic Limit Limit Limit Limit Limit Load Condition

(184) Maximum Tension at Transverse Limit Limit Limit Limit Limit Load Condition

(185) Maximum Tension at Longitudinal Limit Limit Limit Limit Limit Load Condition

(186) Maximum Tension at Torsional Limit Limit Limit Limit Limit Load Condition

(187) Maximum Tension at Combined Limit Limit Limit Limit Limit Load Condition

(188) Maximum Tension at Overload Limit Limit Limit Limit Limit Load Condition

(189) Maximum Tension at Ultimate Limit Limit Limit Limit Limit Load Condition

(190) Maximum Tension at Proof Limit Limit Limit Limit Limit Load Condition

(191) Maximum Tension at Test Limit Limit Limit Limit Limit Load Condition

(192) Maximum Tension at Working Limit Limit Limit Limit Limit Load Condition

(193) Maximum Tension at Safety Limit Limit Limit Limit Limit Load Condition

(194) Maximum Tension at Design Limit Limit Limit Limit Limit Load Condition

(195) Maximum Tension at Operating Limit Limit Limit Limit Limit Load Condition

(196) Maximum Tension at Service Limit Limit Limit Limit Limit Load Condition

(197) Maximum Tension at Normal Limit Limit Limit Limit Limit Load Condition

(198) Maximum Tension at Abnormal Limit Limit Limit Limit Limit Load Condition

(199) Maximum Tension at Emergency Limit Limit Limit Limit Limit Load Condition

(200) Maximum Tension at Contingency Limit Limit Limit Limit Limit Load Condition

(201) Maximum Tension at Extreme Limit Limit Limit Limit Limit Load Condition

(202) Maximum Tension at Limit Limit Limit Limit Limit Limit Load Condition

(203) Maximum Tension at Failure Limit Limit Limit Limit Limit Load Condition

(204) Maximum Tension at Rupture Limit Limit Limit Limit Limit Load Condition

(205) Maximum Tension at Yield Limit Limit Limit Limit Limit Load Condition

(206) Maximum Tension at Proportional Limit Limit Limit Limit Limit Limit Load Condition

(207) Maximum Tension at Elastic Limit Limit Limit Limit Limit Limit Load Condition

(208) Maximum Tension at Plastic Limit Limit Limit Limit Limit Limit Load Condition

(209) Maximum Tension at Creep Limit Limit Limit Limit Limit Limit Load Condition

(210) Maximum Tension at Fatigue Limit Limit Limit Limit Limit Limit Load Condition

(211) Maximum Tension at Galloping Limit Limit Limit Limit Limit Limit Load Condition

(212) Maximum Tension at Short Circuit Limit Limit Limit Limit Limit Limit Load Condition

(213) Maximum Tension at Seismic Limit Limit Limit Limit Limit Limit Load Condition

(214) Maximum Tension at Transverse Limit Limit Limit Limit Limit Limit Load Condition

(215) Maximum Tension at Longitudinal Limit Limit Limit Limit Limit Limit Load Condition

(216) Maximum Tension at Torsional Limit Limit Limit Limit Limit Limit Load Condition

(217) Maximum Tension at Combined Limit Limit Limit Limit Limit Limit Load Condition

(218) Maximum Tension at Overload Limit Limit Limit Limit Limit Limit Load Condition

(219) Maximum Tension at Ultimate Limit Limit Limit Limit Limit Limit Load Condition

(220) Maximum Tension at Proof Limit Limit Limit Limit Limit Limit Load Condition

(221) Maximum Tension at Test Limit Limit Limit Limit Limit Limit Load Condition

(222) Maximum Tension at Working Limit Limit Limit Limit Limit Limit Load Condition

(223) Maximum Tension at Safety Limit Limit Limit Limit Limit Limit Load Condition

(224) Maximum Tension at Design Limit Limit Limit Limit Limit Limit Load Condition

(225) Maximum Tension at Operating Limit Limit Limit Limit Limit Limit Load Condition

(226) Maximum Tension at Service Limit Limit Limit Limit Limit Limit Load Condition

(227) Maximum Tension at Normal Limit Limit Limit Limit Limit Limit Load Condition

(228) Maximum Tension at Abnormal Limit Limit Limit Limit Limit Limit Load Condition

(229) Maximum Tension at Emergency Limit Limit Limit Limit Limit Limit Load Condition

(230) Maximum Tension at Contingency Limit Limit Limit Limit Limit Limit Load Condition

(231) Maximum Tension at Extreme Limit Limit Limit Limit Limit Limit Load Condition

(232) Maximum Tension at Limit Limit Limit Limit Limit Limit Limit Load Condition

(233) Maximum Tension at Failure Limit Limit Limit Limit Limit Limit Load Condition

(234) Maximum Tension at Rupture Limit Limit Limit Limit Limit Limit Load Condition

(235) Maximum Tension at Yield Limit Limit Limit Limit Limit Limit Load Condition

(236) Maximum Tension at Proportional Limit Limit Limit Limit Limit Limit Limit Load Condition

(237) Maximum Tension at Elastic Limit Limit Limit Limit Limit Limit Limit Load Condition

(238) Maximum Tension at Plastic Limit Limit Limit Limit Limit Limit Limit Load Condition

(239) Maximum Tension at Creep Limit Limit Limit Limit Limit Limit Limit Load Condition

(240) Maximum Tension at Fatigue Limit Limit Limit Limit Limit Limit Limit Load Condition

(241) Maximum Tension at Galloping Limit Limit Limit Limit Limit Limit Limit Load Condition

(242) Maximum Tension at Short Circuit Limit Limit Limit Limit Limit Limit Limit Load Condition

(243) Maximum Tension at Seismic Limit Limit Limit Limit Limit Limit Limit Load Condition

(244) Maximum Tension at Transverse Limit Limit Limit Limit Limit Limit Limit Load Condition

(245) Maximum Tension at Longitudinal Limit Limit Limit Limit Limit Limit Limit Load Condition

(246) Maximum Tension at Torsional Limit Limit Limit Limit Limit Limit Limit Load Condition

(247) Maximum Tension at Combined Limit Limit Limit Limit Limit Limit Limit Load Condition

(248) Maximum Tension at Overload Limit Limit Limit Limit Limit Limit Limit Load Condition

(249) Maximum Tension at Ultimate Limit Limit Limit Limit Limit Limit Limit Load Condition

(250) Maximum Tension at Proof Limit Limit Limit Limit Limit Limit Limit Load Condition

(251) Maximum Tension at Test Limit Limit Limit Limit Limit Limit Limit Load Condition

(252) Maximum Tension at Working Limit Limit Limit Limit Limit Limit Limit Load Condition

(253) Maximum Tension at Safety Limit Limit Limit Limit Limit Limit Limit Load Condition

(254) Maximum Tension at Design Limit Limit Limit Limit Limit Limit Limit Load Condition

(255) Maximum Tension at Operating Limit Limit Limit Limit Limit Limit Limit Load Condition

(256) Maximum Tension at Service Limit Limit Limit Limit Limit Limit Limit Load Condition

(257) Maximum Tension at Normal Limit Limit Limit Limit Limit Limit Limit Load Condition

(258) Maximum Tension at Abnormal Limit Limit Limit Limit Limit Limit Limit Load Condition

(259) Maximum Tension at Emergency Limit Limit Limit Limit Limit Limit Limit Load Condition

(260) Maximum Tension at Contingency Limit Limit Limit Limit Limit Limit Limit Load Condition

(261) Maximum Tension at Extreme Limit Limit Limit Limit Limit Limit Limit Load Condition

(262) Maximum Tension at Limit Limit Limit Limit Limit Limit Limit Limit Load Condition

(263) Maximum Tension at Failure Limit Limit Limit Limit Limit Limit Limit Load Condition

(264) Maximum Tension at Rupture Limit Limit Limit Limit Limit Limit Limit Load Condition

(265) Maximum Tension at Yield Limit Limit Limit Limit Limit Limit Limit Load Condition

(266) Maximum Tension at Proportional Limit Limit Limit Limit Limit Limit Limit Limit Load Condition

(267) Maximum Tension at Elastic Limit Limit Limit Limit Limit Limit Limit Limit Load Condition

(268) Maximum Tension at Plastic Limit Limit Limit Limit Limit Limit Limit Limit Load Condition

(269) Maximum Tension at Creep Limit Limit Limit Limit Limit Limit Limit Limit Load Condition

(270) Maximum Tension at Fatigue Limit Limit Limit Limit Limit Limit Limit Limit Load Condition

(271) Maximum Tension at Galloping Limit Limit Limit Limit Limit Limit Limit Limit Load Condition

(272) Maximum Tension at Short Circuit Limit Limit Limit Limit Limit Limit Limit Limit Load Condition

(273) Maximum Tension at Seismic Limit Limit Limit Limit Limit Limit Limit Limit Load Condition

(274) Maximum Tension at Transverse Limit Limit Limit Limit Limit Limit Limit Limit Load Condition

(275) Maximum Tension at Longitudinal Limit Limit Limit Limit Limit Limit Limit Limit Load Condition

(276) Maximum Tension at Torsional Limit Limit Limit Limit Limit Limit Limit Limit Load Condition

(277) Maximum Tension at Combined Limit Limit Limit Limit Limit Limit Limit Limit Load Condition

(278) Maximum Tension at Overload Limit Limit Limit Limit Limit Limit Limit Limit Load Condition

(279) Maximum Tension at Ultimate Limit Limit Limit Limit Limit Limit Limit Limit Load Condition

(280) Maximum Tension at Proof Limit Limit Limit Limit Limit Limit Limit Limit Load Condition

(281) Maximum Tension at Test Limit Limit Limit Limit Limit Limit Limit Limit Load Condition

(282) Maximum Tension at Working Limit Limit Limit Limit Limit Limit Limit Limit Load Condition

(283) Maximum Tension at Safety Limit Limit Limit Limit Limit Limit Limit Limit Load Condition

(284) Maximum Tension at Design Limit Limit Limit Limit Limit Limit Limit Limit Load Condition

(285) Maximum Tension at Operating Limit Limit Limit Limit Limit Limit Limit Limit Load Condition

(286) Maximum Tension at Service Limit Limit Limit Limit Limit Limit Limit Limit Load Condition

(287) Maximum Tension at Normal Limit Limit Limit Limit Limit Limit Limit Limit Load Condition

(288) Maximum Tension at Abnormal Limit Limit Limit Limit Limit Limit Limit Limit Load Condition

(289) Maximum Tension at Emergency Limit Limit Limit Limit Limit Limit Limit Limit Load Condition

(290) Maximum Tension at Contingency Limit Limit Limit Limit Limit Limit Limit Limit Load Condition

(291) Maximum Tension at Extreme Limit Limit Limit Limit Limit Limit Limit Limit Load Condition

(292) Maximum Tension at Limit Limit Limit Limit Limit Limit Limit Limit Limit Load Condition

(293) Maximum Tension at Failure Limit Limit Limit Limit Limit Limit Limit Limit Load Condition

(294) Maximum Tension at Rupture Limit Limit Limit Limit Limit Limit Limit Limit Load Condition

(295) Maximum Tension at Yield Limit Limit Limit Limit Limit Limit Limit Limit Load Condition

(296) Maximum Tension at Proportional Limit Limit Limit Limit Limit Limit Limit Limit Limit Load Condition

(297) Maximum Tension at Elastic Limit Limit Limit Limit Limit Limit Limit Limit Limit Load Condition

(298) Maximum Tension at Plastic Limit Limit Limit Limit Limit Limit Limit Limit Limit Load Condition

(299) Maximum Tension at Creep Limit Limit Limit Limit Limit Limit Limit Limit Limit Load Condition

(300) Maximum Tension at Fatigue Limit Limit Limit Limit Limit Limit Limit Limit Limit Load Condition

(301) Maximum Tension at Galloping Limit Limit Limit Limit Limit Limit Limit Limit Limit Load Condition

(302) Maximum Tension at Short Circuit Limit Limit Limit Limit Limit Limit Limit Limit Limit Load Condition

(303) Maximum Tension at Seismic Limit Limit Limit Limit Limit Limit Limit Limit Limit Load Condition

(304) Maximum Tension at Transverse Limit Limit Limit Limit Limit Limit Limit Limit Limit Load Condition

(305) Maximum Tension at Longitudinal Limit Limit Limit Limit Limit Limit Limit Limit Limit Load Condition

(306) Maximum Tension at Torsional Limit Limit Limit Limit Limit Limit Limit Limit Limit Load Condition

(307) Maximum Tension at Combined Limit Limit Limit Limit Limit Limit Limit Limit Limit Load Condition

(308) Maximum Tension at Overload Limit Limit Limit Limit Limit Limit Limit Limit Limit Load Condition

(309) Maximum Tension at Ultimate Limit Limit Limit Limit Limit Limit Limit Limit Limit Load Condition

(310) Maximum Tension at Proof Limit Limit Limit Limit Limit Limit Limit Limit Limit Load Condition

(311) Maximum Tension at Test Limit Limit Limit Limit Limit Limit Limit Limit Limit Load Condition

(312) Maximum Tension at Working Limit Limit Limit Limit Limit Limit Limit Limit Limit Load Condition

(313) Maximum Tension at Safety Limit Limit Limit Limit Limit Limit Limit Limit Limit Load Condition

(314) Maximum Tension at Design Limit Limit Limit Limit Limit Limit Limit Limit Limit Load Condition

(315) Maximum Tension at Operating Limit Limit Limit Limit Limit Limit Limit Limit Limit Load Condition

(316) Maximum Tension at Service Limit Limit Limit Limit Limit Limit Limit Limit Limit Load Condition

(317) Maximum Tension at Normal Limit Limit Limit Limit Limit Limit Limit Limit Limit Load Condition

(318) Maximum Tension at Abnormal Limit Limit Limit Limit Limit Limit Limit Limit Limit Load Condition

(319) Maximum Tension at Emergency Limit Limit Limit Limit Limit Limit Limit Limit Limit Load Condition

(320) Maximum Tension at Contingency Limit Limit Limit Limit Limit Limit Limit Limit Limit Load Condition

(321) Maximum Tension at Extreme Limit Limit Limit Limit Limit Limit Limit Limit Limit Load Condition

(322) Maximum Tension at Limit Limit Limit Limit Limit Limit Limit Limit Limit Limit Load Condition

(323) Maximum Tension at Failure Limit Limit Limit Limit Limit Limit Limit Limit Limit Load Condition

(324) Maximum Tension at Rupture Limit Limit Limit Limit Limit Limit Limit Limit Limit Load Condition

(325) Maximum Tension at Yield Limit Limit Limit Limit Limit Limit Limit Limit Limit Load Condition

(326) Maximum Tension at Proportional Limit Limit Limit Limit Limit Limit Limit Limit Limit Limit Load Condition

(327) Maximum Tension at Elastic Limit Limit Limit Limit Limit Limit Limit Limit Limit Limit Load Condition

(328) Maximum Tension at Plastic Limit Limit Limit Limit Limit Limit Limit Limit Limit Limit Load Condition

(329) Maximum Tension at Creep Limit Limit Limit Limit Limit Limit Limit Limit Limit Limit Load Condition

(330) Maximum Tension at Fatigue Limit Limit Limit Limit Limit Limit Limit Limit Limit Limit Load Condition

(331) Maximum Tension at Galloping Limit Limit Limit Limit Limit Limit Limit Limit Limit Limit Load Condition

(332) Maximum Tension at Short Circuit Limit Limit Limit Limit Limit Limit Limit Limit Limit Limit Load Condition

(333) Maximum Tension at Seismic Limit Limit Limit Limit Limit Limit Limit Limit Limit Limit Load Condition

(334) Maximum Tension at Transverse Limit Limit Limit Limit Limit Limit Limit Limit Limit Limit Load Condition

(335) Maximum Tension at Longitudinal Limit Limit Limit Limit Limit Limit Limit Limit Limit Limit Load Condition

(336) Maximum Tension at Torsional Limit Limit Limit Limit Limit Limit Limit Limit Limit Limit Load Condition

(337) Maximum Tension at Combined Limit Limit Limit Limit Limit Limit Limit Limit Limit Limit Load Condition

(338) Maximum Tension at Overload Limit Limit Limit Limit Limit Limit Limit Limit Limit Limit Load Condition

(339) Maximum Tension at Ultimate Limit Limit Limit Limit Limit Limit Limit Limit Limit Limit Load Condition

(340) Maximum Tension at Proof Limit Limit Limit Limit Limit Limit Limit Limit Limit Limit Load Condition

(341) Maximum Tension at Test Limit Limit Limit Limit Limit Limit Limit Limit Limit Limit Load Condition

(342) Maximum Tension at Working Limit Limit Limit Limit Limit Limit Limit Limit Limit Limit Load Condition

(343) Maximum Tension at Safety Limit Limit Limit Limit Limit Limit Limit Limit Limit Limit Load Condition

(344) Maximum Tension at Design Limit Limit Limit Limit Limit Limit Limit Limit Limit Limit Load Condition

(345) Maximum Tension at Operating Limit Limit Limit Limit Limit Limit Limit Limit Limit Limit Load Condition

(346) Maximum Tension at Service Limit Limit Limit Limit Limit Limit Limit Limit Limit Limit Load Condition

(347) Maximum Tension at Normal Limit Limit Limit Limit Limit Limit Limit Limit Limit Limit Load Condition

(348) Maximum Tension at Abnormal Limit Limit Limit Limit Limit Limit Limit Limit Limit Limit Load Condition

(349) Maximum Tension at Emergency Limit Limit Limit Limit Limit Limit Limit Limit Limit Limit Load Condition

(350) Maximum Tension at Contingency Limit Limit Limit Limit Limit Limit Limit Limit Limit Limit Load Condition

(351) Maximum Tension at Extreme Limit Limit Limit Limit Limit Limit Limit Limit Limit Limit Load Condition

(352) Maximum Tension at Limit Limit Limit Limit Limit Limit Limit Limit Limit Limit Limit Load Condition

(353) Maximum Tension at Failure Limit Limit Limit Limit Limit Limit Limit Limit Limit Limit Load Condition

(354) Maximum Tension at Rupture Limit Limit Limit Limit Limit Limit Limit Limit Limit Limit Load Condition

(355) Maximum Tension at Yield Limit Limit Limit Limit Limit Limit Limit Limit Limit Limit Load Condition

(356) Maximum Tension at Proportional Limit Limit Limit Limit Limit Limit Limit Limit Limit Limit Limit Load Condition

(357) Maximum Tension at Elastic Limit Limit Limit Limit Limit Limit Limit Limit Limit Limit Limit Load Condition

(358) Maximum Tension at Plastic Limit Limit Limit Limit Limit Limit Limit Limit Limit Limit Limit Load Condition

(359) Maximum Tension at Creep Limit Limit Limit Limit Limit Limit Limit Limit Limit Limit Limit Load Condition

(360) Maximum Tension at Fatigue Limit Limit Limit Limit Limit Limit Limit Limit Limit Limit Limit Load Condition

(361) Maximum Tension at Galloping Limit Limit Limit Limit Limit Limit Limit Limit Limit Limit Limit Load Condition

(362) Maximum Tension at Short Circuit Limit Limit Limit Limit Limit Limit Limit Limit Limit Limit Limit Load Condition

(363) Maximum Tension at Seismic Limit Limit Limit Limit Limit Limit Limit Limit Limit Limit Limit Load Condition

(364) Maximum Tension at Transverse Limit Limit Limit Limit Limit Limit Limit Limit Limit Limit Limit Load Condition

(365) Maximum Tension at Longitudinal Limit Limit Limit Limit Limit Limit Limit Limit Limit Limit Limit Load Condition

(366) Maximum Tension at Torsional Limit Limit Limit Limit Limit Limit Limit Limit Limit Limit Limit Load Condition

(367) Maximum Tension at Combined Limit Limit Limit Limit Limit Limit Limit Limit Limit Limit Limit Load Condition

(368) Maximum Tension at Overload Limit Limit Limit Limit Limit Limit Limit Limit Limit Limit Limit Load Condition

(369) Maximum Tension at Ultimate Limit Limit Limit Limit Limit Limit Limit Limit Limit Limit Limit Load Condition

(370) Maximum Tension at Proof Limit Limit Limit Limit Limit Limit Limit Limit Limit Limit Limit Load Condition

(371) Maximum Tension at Test Limit Limit Limit Limit Limit Limit Limit Limit Limit Limit Limit Load Condition

(372) Maximum Tension at Working Limit Limit Limit Limit Limit Limit Limit Limit Limit Limit Limit Load Condition

(373) Maximum Tension at Safety Limit Limit Limit Limit Limit Limit Limit Limit Limit Limit Limit Load Condition

(374) Maximum Tension at Design Limit Limit Limit Limit Limit Limit Limit Limit Limit Limit Limit Load Condition

(375) Maximum Tension at Operating Limit Limit Limit Limit Limit Limit Limit Limit Limit Limit Limit Load Condition

(376) Maximum Tension at Service Limit Limit Limit Limit Limit Limit Limit Limit Limit Limit Limit Load Condition

(377) Maximum Tension at Normal Limit Limit Limit Limit Limit Limit Limit Limit Limit Limit Limit Load Condition

(378) Maximum Tension at Abnormal Limit Limit Limit Limit Limit Limit Limit Limit Limit Limit Limit Load Condition

(379) Maximum Tension at Emergency Limit Limit Limit Limit Limit Limit Limit Limit Limit Limit Limit Load Condition

(380) Maximum Tension at Contingency Limit Limit Limit Limit Limit Limit Limit Limit Limit Limit Limit Load Condition

(381) Maximum Tension at Extreme Limit Limit Limit Limit Limit Limit Limit Limit Limit Limit Limit Load Condition

(382) Maximum Tension at Limit Limit Limit Limit Limit Limit Limit Limit Limit Limit Limit Limit Load Condition

(383) Maximum Tension at Failure Limit Limit Limit Limit Limit Limit Limit Limit Limit Limit Limit Load Condition

(384) Maximum Tension at Rupture Limit Limit Limit Limit Limit Limit Limit Limit Limit Limit Limit Load Condition

(385) Maximum Tension at Yield Limit Limit Limit Limit Limit Limit Limit Limit Limit Limit Limit Load Condition

(386) Maximum Tension at Proportional Limit Limit Limit Limit Limit Limit Limit Limit Limit Limit Limit Limit Load Condition

(387) Maximum Tension at Elastic Limit Limit Limit Limit Limit Limit Limit Limit Limit Limit Limit Limit Load Condition

(388) Maximum Tension at Plastic Limit Limit Limit Limit Limit Limit Limit Limit Limit Limit Limit Limit Load Condition

(389) Maximum Tension at Creep Limit Limit Limit Limit Limit Limit Limit Limit Limit Limit Limit Limit Load Condition

(390) Maximum Tension at Fatigue Limit Limit Limit Limit Limit Limit Limit Limit Limit Limit Limit Limit Load Condition

(391) Maximum Tension at Galloping Limit Limit Limit Limit Limit Limit Limit Limit Limit Limit Limit Limit Load Condition

(392) Maximum Tension at Short Circuit Limit Limit Limit Limit Limit Limit Limit Limit Limit Limit Limit Limit Load Condition

(393) Maximum Tension at Seismic Limit Limit Limit Limit Limit Limit Limit Limit Limit Limit Limit Limit Load Condition

(394) Maximum Tension at Transverse Limit Limit Limit Limit Limit Limit Limit Limit Limit Limit Limit Limit Load Condition

(395) Maximum Tension at Longitudinal Limit Limit Limit Limit Limit Limit Limit Limit Limit Limit Limit Limit Load Condition

(396) Maximum Tension at Torsional Limit Limit Limit Limit Limit Limit Limit Limit Limit Limit Limit Limit Load Condition

(397) Maximum Tension at Combined Limit Limit Limit Limit Limit Limit Limit Limit Limit Limit Limit Limit Load Condition

(398) Maximum Tension at Overload Limit Limit Limit Limit Limit Limit Limit Limit Limit Limit Limit Limit Load Condition

(399) Maximum Tension at Ultimate Limit Limit Limit Limit Limit Limit Limit Limit Limit Limit Limit Limit Load Condition

(400) Maximum Tension at Proof Limit Limit Limit Limit Limit Limit Limit Limit Limit Limit Limit Limit Load Condition

(401) Maximum Tension at Test Limit Limit Limit Limit Limit Limit Limit Limit Limit Limit Limit Limit Load Condition

(402) Maximum Tension at Working Limit Limit Limit Limit Limit Limit Limit Limit Limit Limit Limit Limit Load Condition

(403) Maximum Tension at Safety Limit Limit Limit Limit Limit Limit Limit Limit Limit Limit Limit Limit Load Condition

(404) Maximum Tension at Design Limit Limit Limit Limit Limit Limit Limit Limit Limit Limit Limit Limit Load Condition

(405) Maximum Tension at Operating Limit Limit Limit Limit Limit Limit Limit Limit Limit Limit Limit Limit Load Condition

(406) Maximum Tension at Service Limit Limit Limit Limit Limit Limit Limit Limit Limit Limit Limit Limit Load Condition

(407) Maximum Tension at Normal Limit Limit Limit Limit Limit Limit Limit Limit Limit Limit Limit Limit Load Condition

(408) Maximum Tension at Abnormal Limit Limit Limit Limit Limit Limit Limit Limit Limit Limit Limit Limit Load Condition

(409) Maximum Tension at Emergency Limit Limit Limit Limit Limit Limit Limit Limit Limit Limit Limit Limit Load Condition

(410) Maximum Tension at Contingency Limit Limit Limit Limit Limit Limit Limit Limit Limit Limit Limit Limit Load Condition

(411) Maximum Tension at Extreme Limit Limit Limit Limit Limit Limit Limit Limit Limit Limit Limit Limit Load Condition

(412) Maximum Tension at Limit Limit Limit Limit Limit Limit Limit Limit Limit Limit Limit Limit Limit Load Condition

(413) Maximum Tension at Failure Limit Limit Limit Limit Limit Limit Limit Limit Limit Limit Limit Limit Load Condition

(414) Maximum Tension at Rupture Limit Limit Limit Limit Limit Limit Limit Limit Limit Limit Limit Limit Load Condition

(415) Maximum Tension at Yield Limit Limit Limit Limit Limit Limit Limit Limit Limit Limit Limit Limit Load Condition

(416) Maximum Tension at Proportional Limit Limit Limit Limit Limit Limit Limit Limit Limit Limit Limit Limit Limit Load Condition

(417) Maximum Tension at Elastic Limit Limit Limit Limit Limit Limit Limit Limit Limit Limit Limit Limit Limit Load Condition

(418) Maximum Tension at Plastic Limit Limit Limit Limit Limit Limit Limit Limit Limit Limit Limit Limit Limit Load Condition

(419) Maximum Tension

(i) Overall Diameter of conductor in mm
(ii) Approximate weight of complete conductor

(c) Material used in Aluminium in KN for

(i) Aluminium

(ii) Steel

(d) Ultimate strength of the Conductor

(i) The Minimum breaking strength of the conductor as a whole (Proof Test) in KN

(ii) Minimum weight of conductor in kgs/Km

(e) Value of coefficient of linear expansion per degree C

(f) Maximum working tension in KN for
(i) Every span in Plain area (Normal span)

(ii) Maximum Span Length

(g) Modulus of Elasticity

(i) Final

(ii) Initial

(h) Co-efficient of linear expansion per degree C

(i) Aluminium

(ii) Steel

(i) Continuous current rating of conductor in still air at 40 degree C ambient temperature in Amps.

(j) Corona loss test for the above conductor

(k) Electrical resistance at 20 degree C per km for
(i) Aluminium strand
(ii) Steel core
(iii) Complete Conductor

Executive Engineer
M.S.E.T.C.L. O&M Circle Nasik (Maintenance & Management)
E.H.V. Project Division

Executive Engineer
EL Pedestal

(a) Steel Core (i) 6 Wire layer

(b) Aluminium (i) 12 Wire layer

(ii) 8 Wire layer

(22) Whether the Supplier will be conducting the following tests in the presence of purchaser's representative:

(a) Routine tests as per relevant standard

(b) Acceptance tests as per relevant standard

(c) Type tests as per relevant standard

(23) Type test reports to be submitted for approval:

(a) Aluminium wire

(b) Steel wire

(c) Complete conductor

(24) Acceptance tests to be conducted:

(a) Aluminium wire

(b) Steel wire

(c) Complete conductor

(25) Standard length of each piece in Km

(26) Tolerance, if any, on standard length

(27) No. of standard length on one reel

(28) Whether facility is available to conduct the tests as per clause no. 25.10 under the scope of inspection

(29) Diameter of the reel in mm

(30) Weight of the conductor on one reel in Kgs

(31) Weight of the reel in Kgs

(32) Gross weight of the reel including weight of the conductor

(33) Standard according to which the reel is made

Executive Engineer
M.S.E.T. Co. Ltd.
E.H.V. Project Division, Karvenagar

MAHARASHTRA STATE ELECTRICITY TRANSMISSION CO. LTD. Page 17.8

Executive Engineer
TL Pratondar

BHEL POWER PROJECTS DIV. PUNE

...of the manufacturer of tower.

(...) Whether the bidder has valid BIS mark for the ... (Specify the items) and furnish documentary evidence.

(...) Whether the bidder has adequate facilities for ... testing and training and testing of ... (Enclose copies of reports)

(...) Details of facilities available with the proposed ... manufacturer.

(...) Other particulars, if any

Signature of the bidder

Name

Designation

Date

Address of the bidder
Business Name and Seal of
the Bidder

Executive Engineer
M.S.E.T.C.L. Ltd.
E.H.V. Project Div. Kalyan

Executive Engineer
(L.) Palander

ANNEXURE - IX
TECHNICAL SPECIFICATION FOR 7/3.15MM GALVANISED STEEL EARTH-WIRE

1.0 GENERAL

This section details about the Galvanized Steel earth wire, required for 220/132 kV EHV lines. The technical details, and requirements to the technical requirements as enumerated hereunder specifically noted later and on Standard Specifications.

2.0 SYSTEM PARTICULARS

(i) The 7/3.15mm GS earthwire is required for shielding of EHV Transmission Lines.

(ii)	System		3 Phase 50 Hz	
(iii)	Line Voltage			
		Normal	220kV	132kV
		Maximum	245kV	145kV
(iv)	Tower configuration			
	a)	Single Circuit	Delta	Delta
	b)	Double Circuit	Vertical	Vertical
	c)	All (Terrain)	150 kN (peak)	65 kN (peak)
	d)	Power frequency withstand voltage (wet)	160 kV (rms)	275 kV (rms)
	e)	Max. wind pressure on power conductor and earthwire in Kg/ sq.mm	45	45
	f)	No. of earthwire per tower	One	One
	g)	Earthing	Electrically continuous	Electrically continuous

Executive Engineer
M.S.E.T. Co. Ltd.
E.H.V. Project, Kalwara

Executive Engineer
TL Preconstr

POWER PROJECTS PUNE

4.0 TECHNICAL PARTICULARS OF EARTHWIRE SIZE 7/3.15mm

Physical properties

i	Material	: Galvanized steel		
ii	No. of steel wires in stranded conductor	: Seven	Centre wire	Six outer wires
iii	Nominal diameter of galvanized steel wire (mm)	Std 3.15	Min 3.12	Max 3.18
iv	Total nominal area (sq.mm)	54.57		
v	Approximate weight (kg/km)	442		
vi	Minimum breaking load of stranded conductor	Std 5440	Min 5171	Max 5712
vii	Modulus of elasticity	190 kN/mm²		
viii	Coefficient of linear expansion per degree C	11.5 x 10⁻⁶		
ix	Co-efficient of elasticity (Kg/sq.mm)	19000		
x	Permissible variation in diameter of individual zinc coated wires for a nominal diameter of 3.15mm (percent)	+/- 1%		
xi	Overall diameter of earthwire (mm)	9.45		
xii	Minimum weight of Zinc coating (gm/sq.m)	260 gm/sq.m (Min 3 dips of 1 minute each dip)		Preece test

Executive Engineer
M.S.E.C. Co. Ltd.
E.H.V. Project, Dhulagarh

Executive Engineer
T.L. Pretender

xiv)	Calculated [illegible] dep. Cohesionless	0.45	
xv)	Standard deviation [illegible]	Minimum Maximum	12.5 16.5
xvi)	[illegible]	Slight rust	
xvii)	Degree of [illegible]	7.7	

7.7 Typical Technical Particulars

7.7.1 Material

The [illegible] shall be steel made by open hearth basic oxygen or electric furnace process and of such quality and purity that when drawn to size of wire specified and worked into strand, the finished strand and individual wires shall be of uniform quality and have the properties and characteristics as prescribed in the specification. The steel shall have following composition as per IS:1778-2005

Element	Composition
Carbon	[illegible]
Manganese	0.40 [illegible]
Phosphorus	0.030 Max
Sulphur	0.035 Max
Copper	0.20 Max

7.7.2 Galvanizing

[illegible] shall be hot dip galvanized [illegible] as per the latest revision of IS:4826 specification. The minimum weight of Zinc coating shall be

7.7.3 Stranding

Manufacturer shall be responsible for [illegible] all imported components for use and shall [illegible] the material selection, dimensions and applicable drawing and [illegible] testing. The individual wires of the [illegible] conductor shall be stranded with uniform tension. Normal [illegible] shall be efficiently [illegible] to approximate reduction in diameter when [illegible] to form the specified [illegible]. The [illegible] shall consist of central wire with [illegible] layer each subsequent layer [illegible] with uniform pitch not more than [illegible] the [illegible] of the [illegible]

Executive Engineer
M.S.E.T. Circle
E.H.V. Project [illegible]

Executive Engineer
TL Pratender

5.2.2 Ductility of steel

The zinc coated iron or steel articles which are subjected to the process of galvanizing shall withstand 4 one minute dips in a solution of copper sulphate of specific gravity 1.186 at a temperature of 15.5°C to 37.8°C. The test specimen shall not show any bare metal after the dipping test.

5.2.3 Tests on galvanizing

The weight of zinc coating per square meter of the surface of the galvanized articles shall not be less than 610 gm for heavily galvanized articles and 460 gm for medium galvanized articles.

- Weight of coating

The weight of zinc coating per square meter of the surface of the galvanized articles shall not be less than 610 gm for heavily galvanized articles and 460 gm for medium galvanized articles.

5.2.4 Tests of coating

The weight of the zinc coating shall be determined by stripping test in accordance with ASTM methods A90, test for weight of coating on coated iron or steel articles.

5.2.5 Adherence of coating

The zinc coated articles shall be capable of being wrapped for six turns around a mandrel of diameter not greater than six times the diameter of the wire and shall be dipped in copper sulphate solution for one minute. Coating of the wire shall withstand dipping in the solution six times without showing any sign of flaking or peeling. The test specimen shall not show any bare metal after the dipping test.

5.3 Finish

The zinc coated wire shall be free from imperfections, such as flaking, blistering, unevenness of coating, bare spots, excessive spelter remaining on the wire, rough lumps and other defects and shall be uniform in appearance.

5.4 Joints

No joints in the wire shall be made except those required in the manufacture of the basic wire. Such joints shall be made in accordance with good commercial practice. The joints in the finished wire shall withstand the tests specified for the parent wire.

5.5 Tests

Type tests and routine tests as per the standard mentioned in the Bid Document shall be carried out on the conductor. The type test certificate shall be submitted along with the bid document for approval.

The conductor shall comply in all respects with the requirements of IS:398 (Part-II)-1996 as amended upto date.

Executive Engineer
M.S.E.T. Co.Ltd.
E.H.V. Project Sub Division

Executive Engineer
TL Pretender

Materials not otherwise specified in Standard Specification shall conform to relevant specified Indian Standard Specification. For materials conforming to any International standard which are equal or better performance shall also be acceptable.

3.3 Slip Tension Clutches

The supplier shall be required to submit the type tests of slipping characteristics for each size, showing initial breakaway torque and torque at various temperatures and speeds. The test certificates shall be made available to the Engineer.

3.4 Galvanizing of Mechanical Appurtenances

All mechanical appurtenances including fasteners not specifically mentioned in the specifications shall be galvanized as per the latest Indian Standard Specification for galvanizing.

4 TESTS

4.1 The manufacturer shall submit the tender along with the list of previously supplied similar type of equipment to the various Irrigation Projects in the country during the last five years from the date of opening of tender.

4.2 All the factory type tests as per the relevant Indian Standard specifications shall be carried out on the equipment to be supplied and the test certificates shall be submitted to the Engineer for approval.

4.3 Type test shall mean those tests which are to be carried out to prove the conformity of the machine and general construction of the material to these specifications. These tests shall be carried out on the samples drawn from the consignment of mechanical appurtenances.

4.4 Acceptance tests shall mean those tests which are to be carried out on samples taken from each batch offered for inspection for the purpose of acceptance of that lot.

4.5 Routine tests shall mean those tests which are to be carried out on each and every piece of the machine as per the relevant specifications, such as tests on raw materials and components.

4.6 Tests during manufacture shall mean those tests which are to be carried out during the process of manufacture and also inspection by the Contractor to ensure the desired quality of the end product is obtained by him.

4.7 The scope and procedure of sampling for these tests will be as per the Quality Assurance Programme to be mutually agreed to by the Contractor and Engineer as per relevant Indian Standard.

4.8 The manufacturer shall have to produce test certificates in respect of raw materials like steel, castings, forgings, etc. as per the relevant Indian Standard wherever specified in Annexure-I and mutually agreed to in the Quality Assurance Programme.

4.9 Prior to type and acceptance tests, the acceptance tests and the acceptance values shall be those as proposed by the bidder in the guaranteed technical particulars of his proposal unless the acceptance values specified in the specifications, whichever is more stringent to be adopted for testing.

Executive Engineer
M.S.E.I. Co. Ltd.
E.N.V. Project Dn. Kalyan

Executive Engineer
TL Pretender

4.0 Type Tests

The following tests shall be carried out on one sample of each type and rating of the equipment for each lot of 500 nos. of products, as per relevant standards:

(a) ... as per relevant specification
(b) ...
(c) ...

5.0 Acceptance tests

a)	Visual check for proper ...	:	MSETCL Specification and Approved ...
b)	Dimensional check as per ...	:	...
c)	Check for ...	:	...
d)	Verification of ...	:	...
e)	DC ...	:	...
f)	Visual check for ...	:	...
g)	Braiding ...	:	... 2022
h)	Elongation ...	:	...
i)	...	:	...
j)	...	:	...

k) Length & No. Wise Verification

By accounting method

Note

Although the ... specified ... will be given for ... of ... will be ... of ... of the ... of the ... of the ...

6.0 Routine Tests

a) Check ...
b) Check ...
c) Check ...
d) ...

Executive Engineer
M.S.E.T. Co. Ltd.
E.H.V. Project Circle, Kalyan

Executive Engineer
TL Procurement

3.0 Test during Manufacture

(a) Normal routine tests as per relevant IS/ IEC/ BS/ DIN Specifications

(b) Normal routine tests as per manufacturer's standard practice

4 Testing Expenses

4.1 The purchaser may witness the acceptance & type test at his own expense. The purchaser shall inform the contractor in advance about the date of testing.

4.2 In case the bidder is asked to repeat type test, the bidder is either required to modify the design of the equipment or repeat the particular type test successfully at his own expense. The decision of the purchaser in this regard shall be final and binding.

4.3 Bidders shall indicate the laboratories at which he proposes to conduct the type tests. The test facilities for the tests can be accepted at these laboratories within the time schedule guaranteed by him or in appropriate manufacturer.

4.4 The type test of testing shall be accepted only if the test are carried out in accordance with the relevant standard and limits during conducting the test have been complied with. Detailed test reports shall be submitted for approval of the purchaser. The test reports of the type tests shall be furnished in 6 copies.

4.5 Acceptance tests

The acceptance tests shall be carried out in the presence of purchaser's representative at the manufacturer's premises. The bidder shall offer only such material for acceptance which has successfully passed the type tests. The acceptance tests shall be carried out as per the relevant standards.

5 Sample batch for Type Testing

5.1 The supplier shall indicate in the bid the sample lot size proposed for selection of samples for type testing.

5.2 The supplier shall produce satisfactory proof for the acceptance tests carried out on the equipment offered in this bid or similar equipment. Purchaser reserves the right to witness the acceptance tests. In such cases, the supplier shall give adequate advance intimation about the schedule of testing.

6 TEST REPORTS (DOCUMENTS IN PHYSICAL FORM)

6.1 Four sets of type test reports shall be furnished. One copy of type test report will be returned duly certified by the Board only after receipt of the report of satisfactory operation of the equipment at site.

Executive Engineer
M.S.E.T. Co. Ltd.
E.H.V. Project, Kalyan

Executive Engineer
TL Pretender

MAHARASHTRA STATE ELECTRICITY TRANSMISSION CO. LTD.

5.2 All Local Control Cubicles / Compartments shall be furnished with space heaters which will be switched ON/OFF automatically with the help of thermostat. The arrangement should be approved by the Employer.

5.3 Each Local Control Cubicle / Compartment shall be provided with a durable anodized aluminium identification plate with the following engraved particulars:

6 INSPECTION

6.1 The Employer or his representative shall at all times be entitled to have access to the works and all places of manufacture, wherever situated, for the purpose of inspecting and testing the materials to be supplied hereunder and shall have the power to reject any work or materials which, in his opinion, are not in accordance with the Specification. The Contractor shall give the Employer or his representative full information as to the programme of work and shall notify sufficiently in advance the time at which any work or materials will be ready for inspection.

6.2 The Contractor shall keep the Employer informed in good time of the place of manufacture and the progress of manufacture of each item of the Contract at various stages so that arrangements may be made for inspection.

6.3 No material or work shall be dispatched from the manufacturer's premises before it has been satisfactorily inspected and tested unless the inspection is formally waived by the Employer in writing. In the latter case, the materials or work shall be dispatched only after satisfactory completion of all tests specified or agreed to in writing.

6.4 The acceptance of any quantity of material shall not waive the Employer's right to take action as to the rejection of any work or materials subsequently found to be defective.

7 PACKING

7.1 The equipment shall be suitably packed for the type of transport envisaged. Packing shall be such as to protect the equipment from damage during transit, handling and storage. Packing shall be in accordance with the requirements of IS 1779-1983 except where otherwise specified herein. The general arrangement of packing shall be shown on the drawings submitted.

8 Standard Tools

The standard tools of the manufacturer for erection, adjustment and maintenance of the equipment shall be supplied free of charge.

Executive Engineer
M.S.E.T. Co. Ltd.
E.H.V. Project Dn, Kalyan

MAHARASHTRA STATE ELECTRICITY TRANSMISSION CO. LTD. Bhandup

Executive Engineer
TL Protection

Random Length

Random length will be accepted provided no length is less than 70% of standard length and total quantity of standard length is not more than ten (10%) percent of the total quantity in each shipment.

- Only one length of conductor will be wound on each drum.

- Bare conductor shall be supplied in earthworks or wood drums.

5 MARKING

5.1 Each drum shall have the following information stenciled on it in indelible ink in a clear and easily readable form:

(a) Contract No. and Date

(b) Name and Address of Consignee

(c) Manufacturer's Name and Address

(d) Drum No. & Tare No.

(e) Size of Drum

(f) Length of Conductor in mtr

(g) Gross weight of the drum with conductor.

(h) Weight of empty drum with fittings

(i) Arrow marking for unwinding.

(j) Position of the conductor ends

(k) Number of lengths on the wound drum.

(l) Weight in each drum in accordance with the approved sample

Executive Engineer
M.S.E.T.Co.Ltd.
E.H.V. Project, Kalyan

Executive Engineer
EL Protection

MAHARASHTRA STATE ELECTRICITY TRANSMISSION CO. LTD.

Page 15

ANNEXURE – A

TESTS

1 Pile Testing Gantry/Jetty

A couple of concrete cylinders of about 50 kg weight will be supplied to the site for pile load test. The cylinders shall be cast and cured for a period not less than 28 days.

2 Static Compression Test

A static load equivalent to the safe load will be applied in increments of 25% of the safe load on the pile. The load shall be applied through a hydraulic jack reacting against a kentledge of adequate weight. Each load increment shall be maintained constant for a period of not less than 24 hours. Settlement readings shall be recorded at the beginning and end of each load increment.

3 Lateral Resistance Test

On a level ground, two pairs of concrete cylinders shall be used. The resistance could be measured by pushing the cylinder initially from one end and subsequently the other end. The test shall be repeated at each cycle length and the value recorded. The value obtained shall be corrected to the value at 28 days.

4 Visual Check for Joints/Lengths

Each joint shall be checked for straightness. Any defective joints shall be rejected. The dimensions of the inspection and access hatches on earthwork material shall be checked by weighing empty drum and drum with earthwork. The contractor shall randomly check for defects, joints etc. and see that the earthwork generally conforms to the requirements of this specification. The contractor to provide necessary samples of any will be to the Engineer. The Engineer would have the facilities for weighing and measuring for inspection purposes.

5 Visual Check on Drums

The drums shall be visually inspected for any defects and shall be rejected.

6 Chemical analyses of Zinc used for galvanizing

The chemical tests for the zinc ingots used for galvanizing shall be carried out as per IS 209. The results of the analysis shall be furnished.

7 Weight test

The specimen up to 10 cm of the samples of galvanized steel wire shall be weighed and the weight in grams per square meter of surface area shall be calculated. The test shall be carried out as per IS 6745.

8 Day Length Check

The day length shall be checked to ensure that it is within the tolerance as per specification.

Executive Engineer
M.P. Pol. Co. Ltd.
E.H.V. Project Dn. Satyan

Executive Engineer
TL Professional

ANNEXURE – b

DRAWINGS/CHARTS & DESIGN DATA TO BE SUBMITTED IN PHYSICAL FORM

(A) Tenderer shall furnish full details of earthwire offered. The following shall be furnished:

a) Size & weight of Cable
b) Materials used
c) Details of Conductor
d) Any other information which may be useful to Purchaser.

(B) Successful bidder during the execution of contract, shall submit the following drawings for approval:

GUARANTEED TECHNICAL PARTICULARS

Sr.No.	Description	Unit	Specified values	Offered Values
1	2	3	4	5
	Make (name of manufacturer)			
A	Chemical composition of steel wire used in			
	a) Carbon	%	0.55 (Max)	
	b) Sulphur	%	0.05 (Max)	
	c) Phosphorus	%	0.04 (Max)	
	d) Manganese	%	0.40 to 0.70	
	e) Silicon	%	0.15 to 0.35	
B	Physical and Mechanical properties			
	a) No. of strands	Nos	7	
	b) Diameter of strands			
	Standard	mm	3.15	
	Minimum	mm	3.28	
	Maximum	mm	3.47	
	c) Nominal diameter of cable	sq mm		
C	Coating of steel strand			
	a) Galvanising of coating complies with IS (give reference of applicable standard)			
	Minute deposition of zinc			
	i) One	No	4	

Executive Engineer
M.S.E.T. Co. Ltd.
E.H.V. Project Dhule

MAHARASHTRA STATE ELECTRICITY TRANSMISSION CO. LTD.

Executive Engineer
TL Pratundar

POWER PROJECTS LTD. PUNE

	(i) Half	Kg	
	b) Minimum weight per coating	gm/sq.m	240
9	Standard overall diameter of steel wire	mm	9.45
10	Test Curve of Galvanized steel wire		
	Breaking load/ Ultimate Strength of Steel wire	Kg/mm²	116.0
11	Lay ratio of steel strand for AAAC conductor		1.41
12	Standard length of steel wire /drum/coil	Km	2.0/4.0/6.0
13	Percentage Elongation on Gauge length	%	10.00
14	Material for steel wire	Type	
15	Relevant standard for steel wire	Type	
16	Direction of lay of steel wire	Right/Left	Right
17	Number of wires in strand a) Outer Layer b) Second c) Middle	Nos Nos Nos	7 6
18	Direction of lay of outer layer	Right/Left	Right
19	Weight of steel strand	Kg/Km	426
20	Standard length of steel wire on the drum	Metre	2250
21	Standard weight of steel wire on the drum	Kg	
22	Weight of Drum/ coil	Kg	
23	Tensile strength of the cloth	Kg	
24	Type of steel used for galvanizing	Type	
25	Other relevant technical requirements not covered elsewhere but necessary to establish the complete technical parameters of the steel wire	Type/Nos	
26	Minimum number of wire in which the steel wire will break when tested for breaking load	Nos Type/Nos	

Executive Engineer
M.S.E.T. Circle
H.V. Project Bhubaneswar

ODISHA STATE ELECTRICITY TRANSMISSION CO. LTD.

Executive Engineer
TL Pretender

n)

m. Other particulars, if any

o) Schematic winding & unwinding facilities for Yes/No
conductor/earthwire/other purposes

Name of the Firm

Signature of the Bidder

Designation

Date

Executive Engineer
M.S.E.T. Co. Ltd.
E.H.V. Project Circle, Kalwa.

Executive Engineer
TL Pretender

SECTION - II

1.0 SURVEY AND ALIGNMENT

1.1 Check Survey

1 [illegible] before proposed [illegible] safety [illegible] of March from the [illegible] [illegible] [illegible] [illegible] other [illegible] [illegible] [illegible] [illegible]

1.1 Route Marking:

- Tower Location

1.2.1 Site Template

[illegible] the successful [illegible] [illegible] [illegible] [illegible]

(i) Road crossing

At all important road crossings, the towers shall be fitted with single suspension or tension or double tension (multiple strings depending on the type of towers) and the importance of the road being crossed for the ground clearance of the wire under maximum temperature and at still air shall be such that even on breaking of conductor broken in adjacent span, the ground clearance of the conductor from the road surface will not be less than 8.0 meters. At all anchoring types of towers only double tension strings shall be used. The crossing span however, will not exceed 200 meters in any case.

(ii) Railway Crossing

Railway Crossing shall be supported on 15^0, 30^0 or 60^0 type towers as either tangent, depending on the merits of each case and shall be constructed in accordance with the specification laid down by the Railway Authorities. Necessary copies of drawings and charts of plan, profile etc. required for the approval of railway crossings shall be supplied by the Contractor.

River Crossing

In case of Major River Crossings, towers built of suitable suspension type using single suspension strings and the anchor towers on either side of the main River crossing shall be 60^0 type tower with double tension string arrangement required by the statutory authority shall be provided. For navigable channel clearance shall be provided with respect to highest flood level (HFL).

(iii) Power Line Crossings

Where the proposed crossing is over power line of the same voltage or lower voltage, suspension type tower with suitable extension shall be used. Provision to prevent the possibility of the crossing line contact with other overhead lines shall be made in accordance with the C.E.A (Measures relating to Safety and Electric Supply) Regulations, 2010. In order to reduce the height of the crossing towers, it may be advantageous to remove the ground wire of the line to be crossed (if this is possible and permitted by the Owner of the line to be crossed). All the works related to the above go power shall be carried out by the Contractor without any extra cost of the Owner.

(iv) Telecommunication Line Crossing

The angle of crossing shall be as much as 90 deg. as possible. However, variation to the extent of $\pm 30^0$ may be permitted under exceptionally different circumstances. Where the angle of crossing has to be below 30^0, the matter will be referred to the Owner in charge of the telecommunication system. On request from the Contractor, the permission of the telecommunication authority will be obtained by the Owner. At the crossing span, power line supports will be as under. The tower in one which line is crossing, to obtain increased vertical clearance between the wires.

Executive Engineer
M.S.E.T. Co. Ltd. MAHARASHTRA STATE ELECTRICITY TRANSMISSION CO. LTD. Page 129
E.H.V. Project Dn., Kalyan

Executive Engineer
TL Pretender

1.0 Clearance from Overhead Buildings, Trees etc.

Clearance from overhead buildings, trees etc. shall be provided in accordance with the CEA (Measures relative to Safety and Electric Supply) Regulations, 2010 as amended up to date.

2.0 Preliminary Submittals

The profile drawings specified along with cross sections of foundations of towers of each type of foundation, shall be submitted to the Engineer-in-charge and approval obtained for the approved alignment.

3.0 The detailed check survey shall be made prior to the alignment.

4.0 Preliminary bay alignment and Staff readings (Base Report)

On the completion of the project, if one or other unavoidable reasons be required to deviate from the approved alignment, the deviation shall be submitted for the approval of the competent authority at higher stage of the scheme sanctioned. The alignment shall be plotted on 1" = 1 mile Survey of India Maps or the scale of Engineering drawings showing all topographical details including all railway lines, HT Lines, power, roads etc. up to 1 Km on either side of the route of the transmission line and be submitted to be made. After getting approval for the deviated alignment, Optical tooling of the deviated alignment towers shall be started over to the route.

5.0 The survey for tying the diversion line alignment shall also be carried out by the Contractor. Each bay shall be plotted on the profile drawings (Horizontal scale 1" = 400' or as decided by the Engineer-in-charge) showing all the obstacles, ground levels, etc. and the following information shall be marked:- (a) Angle of deviation, (b) Bay lengths (c) Ruling span (d) Back span and (e) Forward span. The above information shall be submitted to the Engineer-in-charge for approval.

6.0 The specifications, scope of work of the above shall be agreed to and included in the price bid and no extra payment shall be made for the same.

7.0 Check Survey of Tower Location

7.1 The Check survey shall be conducted to make a check detailed survey and to accurately peg mark the tower positions on ground conforming to the approved profile and tower spotting to the greatest possible extent. The profile and tower spotting shall be plotted to the scale of 1" = 400' (Horizontal) and 1" = 40' (Vertical) and submitted to the Engineer-in-charge for approval. The check survey shall be carried out in the same manner as mentioned in the preliminary survey. The tower schedule shall be prepared in the manner as mentioned in the preliminary survey.

7.2 The survey carried by the Contractor as necessary in connection shall be carried out by the Contractor at his own cost. The Contractor shall also submit to the Engineer a detailed report of the survey and of the tower schedule. The tower schedule shall show particulars of all towers, type of tower, span length, type of foundation for each tower and the deviation of angle at the tower location.

Executive Engineer
M.S.E.T.C.L., TL
EHV Project Distribution

8.0 The Contractor shall not carry out any work without approved and detailed tower schedule, profile drawings.

Executive Engineer
TL Protection

1.13 The Owner may get certain trees identified / countercheck by other agencies. However, the Contractor shall be responsible for check survey, locating/identifying on the ground and also for tagging.

1.14 Way Leaves and Trees Cutting

1.14.1 Any way leave which may be required shall be arranged for by the Contractor after submission of list/detail of persons. Necessary help if required for establishing way leave and right of way shall be given by the representative of the Owner. However the tree cutting required for way leave 'approval' shall not be done / shall be carried out by the contractor with the prior permission of the Forest authority. The payment for compensation of way leave and permission shall be made by the successful bidder.

1.14.2 The Owner shall not be held responsible in any case on account of damage done by the contractor or his gangs to trees, crops or other property without specific approval from the Owner.

Executive Engineer
M.S.E.T. Co. Ltd.
E.H.V. Project Circle, Baner

Executive Engineer
TL Protection

SCHEDULES (A TO J)

Executive Engineer
M.S.E.T. Co. Ltd.
D.I.V. Project Ckt.,Kalyan

Executive Engineer
T1 Packages

SCHEDULES

INDEX

Sr.No	Description/Title	Page No
1.0	Schedule A: Deviations from Specification	139
2.0	Schedule B: Supply, delivery, Erection and Commissioning	144
3.0	Schedule B1: Price Schedule – Breakup of supply and Erection (for each item of the Package)	145
4.0	Schedule C: Civil Works, Supervision and data Sheets (Not Applicable)	146
5.0	Schedule D: Details of Line Parameters and Breakup	146
6.0	Schedule E: Performance Guarantee Form	147
7.0	Schedule F: Bid Security Form	149
8.0	Schedule G: Performance Guarantee / Undertaking	150-151
9.0	Schedule H: Price Schedule (Approximate Quantities)	
10.0	Schedule I: Treatment of Intervening Land	152-153

Executive Engineer
T. Protection

Executive Engineer
M.S.E.T. Co. Ltd.

SCHEDULE 'A'

DEVIATION FROM SPECIFICATION

All the deviations from this specification shall be recorded [illegible] in Bond-E format. Deviations offered by the tenderer in the schedule [illegible] shall be deemed to conform to the specification.

Sr. No.	Part/Section of Clause No.	Details of deviation	Justification/ Remarks

Name of the Bidder _____

Signature of the Bidder _____

Designation _____

Date _____

Seal of Company _____

Executive Engineer
(L Pretender)

Executive Engineer
M.S.E.T. Co. Ltd.
M.V. Project Dn, Kanjur

SCHEDULE 'B'

SUMMARY SHEET OF LUMPSUM PRICE BID
FOR
LINES (Proposed Line - ... Ckt)

Sr. No.	Description of Work	Total Lumpsum Bid price	
		In figures	In words
1	Supply of Materials and installation of Tower Footings & Tower Erection & Stringing works (Item No. 1 to 3 of Price Schedule)	---	---
	Total		

Place

Date

Signature

Name

Designation

Company Seal

Executive Engineer(E)
TL Preparation

Executive Engineer
M.S.E.T Co. Ltd.

SCHEDULE-B (i) FOR EHV LINE

PRICE SCHEDULE

Sl. No.	Description	Price in Rupees
1	Price Schedule of Supply of material for [ ] KV ...	
2	Estimated cost (as per schedule) for [ ] ...	
3	% Lower/Higher quoted by the bidder ...	
4	Corresponding value of supply of material for ... % Lower/Higher quoted	
5	Bid Price for Supply of Equipment (excluding ... taxes, duties, levies, Octroi, freight charges ... (Col. 2 and Sl. No. 4) (in Rs.)	
6	Price Schedule of Erection including foundation for line	
7	Estimated cost (as per schedule) for [ ] ...	
8	% Lower/Higher quoted by the bidder ...	
9	Corresponding value for erection after % Lower/Higher quoted	
10	Bid Price for Erection (including foundation) (Col. 7 + Col. 9) ...	
11	BID PRICE = (Sl. 5 + Sl. 10) in Rs.	
	TOTAL PRICE (in Words)	

Above price schedule for all the lines in the [illegible] to be read in conjunction with Section-B Price Bid Words

Notes:

1. Basis of Price
   For Supply ... % Above / Below Estimated cost value
   % ...
   For ETC ... % Above / Below Estimated Value
   for ...
   (Percentage rate should be equally distributed to all items)
2. Taxes & Duties, Octroi, Freight charges and other charges shall be given ... Schedule-B (ii) & (iii) respectively.

Executive Engineer
M.E.P. Co. Ltd.
E.H.V. Project Division, Keonjhar

ORISSA POWER TRANSMISSION CO. LTD.

Executive Engineer
TL Pratandar

Page 196

(Breakup of taxes and duties should be given stagewise)

3 Conversion in Foreign Currency if any shall not be payable

4 Tax Price Bid is also to be quoted for all the activities for completion of line on turnkey Supply and Erection basis as per specification

5 The Schedule of Rates and Prices Schedule of Price are enclosed herewith, be sure of your calculations before quoting the price bid. In case of discrepancy in above quoted prices for Supply and Erection, the price bid for supply shall be considered.

6 All items / materials required for completion of job as per specification have been considered in our offer.

7 The above rates / prices shall remain valid till completion of the project.

8 Clause 2.0 of Part-I GCC & Clause 3.0 of Part-II GCC are not applicable for evaluation of the bids. However, the successful bidder shall be given an opportunity to match the lowest evaluated price. Refer Clause No. 21.2.1 of Section-I Book-I for detailed terms of evaluation.

SEAL OF COMPANY

SIGNATURE _____

NAME _____

DESIGNATION _____

COMPANY'S ADDRESS _____

DATE _____

Executive Engineer
M.S.E.T Co. Ltd.
E.H.V. Project Dn. Kalyan

Executive Engineer
TL Pretender

BHEL POWER PROJECT (CSD) LTD. PUNE

SCHEDULE – C

SOLAR FENCING EQUIPMENTS AT VARIOUS SITES Page No. 1

Tender Specification No.

Name of Project

Name of Bidder / Address

DETAILS OF PRICE BID FOR SOLAR FENCING EQUIPMENTS

Sl. No.	Particulars / Description	Unit	Quantity	Unit Price (Rs.)	Total Amount (Rs.)
	Solid Electrical Fencing with Solar Energizer, Battery, Panel, Earthing, Accessories complete as per Specification	Rmt			
	Alternative Value Added Tax (VAT) Act 2005				
	Service Tax Act				
	Any other Taxes				
	Total Cost				

SIGNATURE OF BIDDER WITH SEAL

DATE :-

PLACE :-

Executive Engineer
M/S. Tamil Nadu State Electricity Transmission Co Ltd.
E.H.V. Project Dn.,Kalyan

Executive Engineer
TL Protection

SCHEDULE "C"

QUALIFYING REQUIREMENT DATA SCHEDULE- Form – 3

Tender Specification No.
Name of Bidder
Name & Address
DETAILS OF EXPERIENCE IN RESPECT OF FABRICATION & SUPPLY OF TOWER MATERIAL

1. Details of experience in Tower/Substation Structure Supply

Owner	Associate
Please specify	
Please Tick	Yes

2. Details of experience of Manufacturer of tower/substation structure material

Name & Address	Telephone No. Fax No. Contact person
Equipment Capacities	
(a) Manufacturing Capacity per Year	
(b) Capacity to be allocated for the Supply by manufacturer during the year	

Sr. No.	Year	Voltage level of Transmission Line Structure	Quantity MT	Supplied to

3. Details of proposed arrangement

Sr. No.	Equipment	Source of supply	Percentage of value	Date of order	Date of completion / Proposed date of completion

SIGNATURE & SEAL OF THE BIDDER

DATE
PLACE

Executive Engineer
G.S.E.T. Co. Ltd.
Sub Dn. Kalyan

Executive Engineer
TL Pretender

SCHEDULE "C"

CLEARING RECEIPT AND ACCEPTANCE OF [illegible]

[illegible]

[illegible]

PLANT.

Executive Engineer
M.S.E. [illegible]
E.H.V. Project Dn., Kalyan

Executive Engineer
TL Prabandhak

(2.01)

SCHEDULE-I

MATERIAL REQUIREMENT DATA SHEET (LILO Portion)

1. NAME OF APPLICANT :
2. NAME OF PROJECT :
3. DETAILS OF NAME & ADDRESS :

a) In reference to the Letter of Intent issued by you for 220/132kV Substation at Lakhoni under package no. ____ we hereby submit the following information for the approval of Qualifying Requirement.

Sr. No.	Location Ref. to survey	Start point Ref. to survey	Line Angle	Total Line Length in KMs	Scope of Work					
					Survey*	Profiling	Tower Design*	Tower fabrication & supply	Stringing*	Erection of towers & stringing
1	2	3	4	5	6	7	8	9	10	11

Remarks : 1) Copies of Load Calculations shall be enclosed.
2) Please enclose Proposed Warehouse Receipt regarding Scope of work.

Date :
Place :

SIGNATURE & SEAL OF THE BIDDER

Executive Engineer
M.S.E.T. Co. Ltd.

Executive Engineer
TL Procurement

POWER PROJECTS LTD. PUNE

SCHEDULE - 'G'

QUALIFYING REQUIREMENTS OF BIDDER - Para No. 5

[illegible]

[illegible]

DETAILS OF SIMILAR WORKS EXECUTED BY THE BIDDER

Sl. No.	Name of Work & Agreement No.	Value of Similar Work Executed	Date of Starting & Completion as per Agreement	Details of proof enclosed (Work Order / Completion Certificate)
1				
2				
3				

[illegible]

DATE:
PLACE:

Executive Engineer
M.S.E.T.Co.Ltd.
&J.V. Project [illegible] STATE ELECTRICITY COMPANY LTD

Executive Engineer
I.L. Protender

SCHEDULE – 'C'

QUALIFYING REQUIREMENT DATA SCHEDULE, Form No.6

Tender Specification No.

Name of Project

Name & Address

DECLARATION FOR FULFILLMENT OF CONSORTIUM / ASSOCIATE CONTRACTORS

Sr.No.	Particulars	Remarks
1	Name of principal / lead bidder	
	Name of consortium / associate	
2	Details of Qualifying Requirements to be fulfilled by the principal bidder	
	a)	
	b)	
3	Details of Qualifying Requirements to be fulfilled by the consortium / associate	
	a)	
	b)	
4	The principal bidder / consortium / associate is to fulfill the following qualifying requirements jointly.	

SIGNATURE & SEAL OF THE BIDDER

Date :
PLACE :

Executive Engineer
M.S.E.T.Co.Ltd.
E.H.V. Protection, Kalyan

Executive Engineer
TL Protection

POWER PROJECTS

SCHEDULE - 'C'

QUALIFYING REQUIREMENT DATA SCHEDULE (Para No. 7

Name of Bidder Submitting the Bid

Name of Parent Company (if any)

Nationality of Parent Company / Affiliates

ANNUAL TURNOVER DATA FOR LAST THREE YEARS IN RUPEES (Para 7.2)

Year	Amount in Rupees	Actual Turnover in Rupees

Certified that the Annual Turnover for the three financial years i.e. ..... to ..... is Rs. ..... (Rupees .....)

(Signature of Statutory Auditor/Chartered Accountant)

Name in Block Letters & Seal of the Firm

Date

Place

Executive Engineer
M.S.E.T. Co. Ltd.
E.H.V. Project Dn. Kalyan

Executive Engineer
TL Pretender

SCHEDULE-'C'

QUALIFYING REQUIREMENT (As LA SCHEDULE, Form No.8)

Tender Specification No.
Name of Bidder
Name of Bidder's Address
STATEMENT OF NET WORTH

Sr. No.	Financial Year	Equity Capital	Reserves	Accumulated Losses	Intangible Assets	Deferred Tax Asset (Net)	Net Worth

(* All the figures are to be filled in)

Note: - Attached Audited Balance Sheet for the last Financial Year.

* Declaration / Solvency Letter from a Nationalized Bank / Scheduled Bank.

a) Name of a Bank with address & telephone no.

b) Letter No. dated the Bank is requested to provide information about firm

c) Name of the Bank in which

Yours Etc.

SIGNATURE & SEAL OF THE BIDDER

DATE
PLACE

Executive Engineer
M.S.E.T. Co. Ltd.
E.H.V. Project Dn., Kalyan

Executive Engineer
TL Pretender

SCHEDULE-I

QUALIFYING REQUIREMENT DATA SCHEDULE FORM No. 6

(SAMPLE FORM)

LETTER OF ASSURED LINE OF CREDIT

Bid No.

(To be furnished by scheduled Bank on its letterhead)

Date: (Bid Closing Date)

To: (Name and address of Employer)
Superintending Engineer,
Chief Engineer (Transmission Projects Cell),
Prakashgad, Bandra-Kurla Complex,
Bandra (East), Mumbai-400 051, INDIA.

Subject: Irrevocable Assurance of Providing a Revolving Line of Credit for Bidder's working capital for the work of

Dear Sir,

WHEREAS _____ (Name and address of Bidder) (hereinafter called the Bidder) intends to submit a Bid for design, procurement and supply of all materials, construction works, erection, testing and commissioning including guarantee and defect liability period for the construction work of 132kV transmission line _____ for _____ transmission line (hereinafter called the Bid"), of 132kV transmission Line Project (hereinafter called the Project) being executed by the Maharashtra State Electricity Transmission Company Limited (MSETCL) (hereinafter called the Owner) on _____ and

WHEREAS the Bidder has requested that an irrevocable revolving line of credit be established by us in favour of the Bidder to the extent stated hereinafter to be applicable to the Bid and to the Contract that may be awarded to the Bidder pursuant thereto.

NOW THESE PRESENTS witness that we _____ (name of the bank) _____ (address of the bank) hereby irrevocably agree to establish in favour of the Bidder a revolving line of credit (hereinafter called the Credit) for the sum of _____ (Rupees _____ only) valid until _____ (date) inclusive of _____ (Days) grace period thereafter, which is to be available for drawings by the Bidder by _____ (Days) sight drafts drawn on us by the Bidder for the purpose of working capital requirements of the Bid and the Contract that may be awarded to the Bidder pursuant thereto.

We undertake that the drafts drawn under and in compliance with the terms of this Credit will be duly honored on presentation to us and that drafts drawn and negotiated in conformity with the terms and conditions of this Credit will not be subject to any charges of any kind whatsoever.

SIGNED with the common seal of the said Bank on the _____ day of _____

Date _____ Signature of Bidder _____

Witness: _____ Seal: _____

MAHARASHTRA STATE ELECTRICITY TRANSMISSION CO. LTD.

Executive Engineer
M.S.E.T. Co. Ltd.
H.V. Project Division

Executive Engineer
P.L. Pratapgad

(Signature, name and address)

SCHEDULE – D

SCHEDULE OF UNIT PRICE

Note :

The bidder shall indicate the unit rate for the equipments mentioned to be supplied against this specification and the unit rate for erection, testing & commissioning of each item so as to enable calculation of revised price in the event of increase/decrease in scope of work that may become necessary during execution.

Name of the Bidder : .....

PROFORMA OF TAXES AND DUTIES FOR SUPPLY WORKS-
ENCLOSED SEPERATELY

For Erection Portion :

PROFORMA FOR TAXES AND DUTIES FOR ERECTION ENCLOSED SEPERATELY

Executive Engineer
M.S.E.T. Kalyan

Executive Engineer
TL Pretender

SCHEDULE 'D'

PERFORMANCE SECURITY PERIOD
(PERFORMANCE GUARANTEE BOND FOR SUPPLY CONTRACTS)
(To be Stamped in accordance with Stamp Act)

The Bond of ...(Name & Address) hereby agrees unconditionally and irrevocably to pay at Mumbai with in 48 hours on demand from the aforesaid Maharashtra State Electricity Transmission Co. Ltd. or any Officer authorized by them on behalf of the amount up to and not exceeding Rs ..... (in Words) ..... Rupees ..... on the said Electricity Transmission Co. Ltd on behalf of M/s ..... will have to produce a demand or claim or letter or written declaration for such sum of money for the Maharashtra State Electricity Transmission Co. Ltd. against order No ..... dated ..... for supply of ..... order is Rs .....

The payment will be made and binding on the Bank notwithstanding any dispute or dispute raised by the Bank or any other person in pursuance of the Contract entered into between the Maharashtra State Electricity Transmission Co. Ltd. or any other reasons whatsoever and our liability hereunder shall not be discharged or affected by any extension of time or variations or alterations made, given, or agreed with or without our knowledge or consent by or between parties to the said Agreement or the said Contract. The validity of this Bank Guarantee will be valid for the period of the Contract and must be renewed by us for further period, if the Contract is extended by the Maharashtra State Electricity Transmission Co. Ltd.

Notwithstanding anything contained herein our liability under this Guarantee is restricted to Rs ..... (Rupees ..... only) and our Guarantee shall remain in force until .....

Date .....

Witness: Name & Designation: .....
Date .....
(Bank's Banker Seal)

Executive Engineer

MAHARASHTRA STATE ELECTRICITY TRANSMISSION CO. LTD.
F.H.V. Project, Dn. Raigad

Executive Engineer
(I) Pratapgad

SCHEDULE 'G'

BID SECURITY FORM
(BANK GUARANTEE IN LIEU OF BID SECURITY EQUIVALENT TO 1% OF ESTIMATED COST)

(To be filled in by the Bidder)

Ref: ...

Date: ...

Bank Guarantee No.:

In accordance with provision to Bid for the work of construction of [TIV lines] as per scope of tender vide ... in accordance with the tender specification ... M/s. ... (Address of Tenderer) ... (hereinafter called ... which expression shall unless repugnant to the context or meaning thereof include all his successors, administrators and assigns) wishes to participate in the said tender and as a bid guarantee for the sum of Rs. ... (Rupees ... only) as specified in the invitation to bid valid for ... days from ... is required to be submitted by the tenderer, this bank hereby guarantees and undertakes, during the above said period, to immediately pay on written demand by Maharashtra State Electricity Transmission Co. Ltd. (hereinafter called the Purchaser) the amount ... to the said Electricity Transmission Co. Ltd. without any reservation. The guarantee ... which remains valid upto 4 P.M. on ... (Date) (i.e. 3 months after last date for submission of bid) and if any further extension to the validity period is required ... request ... the said bank ... be extended for such further period ... from the ... (Date) as may be specified ... such request ... has been received.

Witness

(Signature)

(Name)

(Official Address)

(Signature)

(Name)

(Mailing address
of Teeling Fax No.
(Official Seal)

Seal of the Bank)

Executive Engineer
M.S.E.T. Co. Ltd.

Executive Engineer
TL Pretender

SCHEDULE 'G'

PROFORMA OF JOINT UNDERTAKING BY THE COLLABORATOR/ASSOCIATE ALONGWITH THE BIDDER

(On Non-judicial Stamp paper of appropriate value)

THIS DEED OF UNDERTAKING executed this ... day of ... by ... a Company incorporated under the Laws ... having its registered office at ... (hereinafter called the "Collaborator/Associate" which expression shall include its successors, executors and permitted assigns) and Bidder/Contractor which expression shall include its successors, executors and permitted assigns) in favour of Maharashtra State Electricity Distribution Co. Ltd. having its Registered Office at Mumbai (hereinafter called the "Owner" which expression shall include its successors, executors and assigns).

WHEREAS, THE OWNER at present Ltd. is pre-qualification ... for the supply of materials, erection and stringing of EHV transmission line.

AND WHEREAS clause 3 of Section I, Part I of the said ... and the Bidder proposes the Collaborator/ Associate to fulfill the qualifying requirements and to provide the security bond and responsible for the successful performance of the contract in the event the Bid is accepted by the Owner resulting in a "Contract".

AND WHEREAS the Bidder has submitted its Bid for the Project vide Package No. ... dated ... based on the Collaborator/Associate's Bid Capacity.

NOW THEREFORE THIS UNDERTAKING WITNESSETH AS UNDER:

In consideration of the award of the Contract to the Bidder, the Collaborator/Associate hereby undertakes to the Owner, the Collaborator/Associate and the Bidder shall be jointly and severally bound unto the Maharashtra State Electricity Distribution Co. Ltd. for the successful performance of the Contract and shall be fully responsible for the design, workmanship, erection, testing and commissioning of the EHV line in accordance with the technical specifications.

In the event any breach of the contract by the Bidder ... the Collaborator/Associate shall be liable to the Owner for all losses, damages, costs, charges and expenses caused to or suffered by the Owner ... the Collaborator/Associate and the Bidder jointly and severally shall indemnify the Owner ... under the said Contract and any decision made by the Owner ... shall be binding on the Collaborator/Associate and the Bidder jointly and severally. It shall not be necessary or obligatory for the Owner to proceed against the Collaborator/Associate before proceeding against the Bidder and this undertaking shall be construed as an independent undertaking and shall remain in full force and effect against the Collaborator/Associate ... the Contract ... by the Owner ... This undertaking shall not be revoked by the Collaborator/Associate ... the Owner ... the Bidder ... the Collaborator/Associate ...

Executive Engineer
M.S.E.T. Co. Ltd.

Executive Engineer
TL Prelender

g) Without any attempt to limit, particularly any, total responsibility in terms of this deed of Undertaking, the Collaborator/Associate in particular hereby agrees to depute their technical experts from time to time to inspection works/Owner's project site as mutually considered necessary by the Owner, Contractor and the Collaborator/Associate to ensure proper design, manufacture, erection, testing and successful performance of the material package in accordance with contract specifications and if necessary the Collaborator/Associate shall advise the Contractor suitable modification of designs and implement necessary corrective measures to discharge the obligations under this Contract.

h) The Collaborator/Associate to MSETCL/Owner will depute one or more of its personnel to assist the performance of the obligations under the Contract and this Deed of Undertaking and in connection with the relevant provisions of the contract, shall however be limited to 5% value of 100% price of the supply portion as established in the contract awarded by the Owner to the Contractor in terms of the Contract and this Deed of Undertaking.

i) This Deed of Undertaking shall be governed and interpreted in accordance with the laws of India and the courts in Mumbai shall have exclusive jurisdiction in all matters arising out of the Undertaking.

j) We the Collaborator / Associate and the Owner / Contractor agree that the undertaking shall be irrevocable and shall remain in force upto the contract end period. Above that the Undertaking shall continue to be enforceable till the Owner discharges and certifies thereon separately from the effective end of the contract.

IN WITNESS WHEREOF the Collaborator / Associate and the Bidder/ Contractor have, through their authorized representatives, executed these presents and affixed common seal of their respective companies on the day, month and year first above mentioned.

WITNESS

1. ..... For Collaborator / Associate
Signature

..... (Name & Designation)

2. ..... For Bidder / Contractor
Signature

..... (Name & Designation)

(Common Seal of the Company)

Executive Engineer
M.S.E.T. Co. Ltd.

Executive Engineer
TL Pratapgad

For Bidder/Contractor
(Signature)

(Name in Block Letters)

(Official Address)

(Date)

(Designation)

(Name of Your Company)

Executive Engineer
M.S.E.T.C.L.
E.H.V. Project Dn., Kalyan

Executive Engineer
TL Pretander

SCHEDULE 'C'

PROFORMA OF INDEMNITY BOND TO BE EXECUTED BY THE CONTRACTOR FOR THE MATERIALS HANDED OVER IN INSTALMENTS BY MSETCL FOR PERFORMANCE OF ITS CONTRACT

(To be on Judicial stamp paper of appropriate value)

INDEMNITY BOND

THIS INDEMNITY BOND is made on this ... day of ... 20... By ..., ... company registered under the law, having its Registered Office at ..... Hereinafter called a 'Contractor' or 'Obligor' which expression shall include its successors and permitted assigns in favour of Maharashtra State Electricity Transmission Co. Ltd. constituted under the Electricity (Supply) Act 1948 having its Registered Office at Mumbai and its project in ... District, Maharashtra called the MSETCL which expression shall include its successors and assigns)

WHEREAS MSETCL has awarded to the Contractor a Contract for ... vide its Award letter/Contract No. ..... and Annexure No. ..... (applicable when applicable) (hereinafter called "Contract") terms of which the MSETCL is required to hand over materials to the Contractor for execution of the Contract.

AND WHEREAS the Contractor has agreed to enter into this Bond with the MSETCL for the purpose of performance of the Contract/Erection portion of the Contract (as applicable) of the Materials.

NOW THIS DEED OF INDEMNITY BOND WITNESSETH as follows:

That in consideration of the MSETCL entrusting to the Contractor the Materials more particularly described in the Schedule hereto for the purpose of execution of the Contract, the Contractor hereby

a) undertakes to indemnify and keep the MSETCL indemnified, for the full value of the Material. The Contractor hereby acknowledges receipt of various installments of the Material as per details in the Schedule appended hereto. Further the Contractor agrees to acknowledge receipt of the subsequent installments of the Material as required by the MSETCL in the form of a separate memorandum which shall be attached to this Indemnity Bond and shall form an integral part of this Bond. It is expressly understood by the Contractor that pending any of the Dispatch Note documents in respect of the said Material, delivery thereof by the MSETCL in favour of the Contractor shall be construed as if the same had been duly delivered by such title documents and the Contractor shall hold the Material as the Trustee for and on behalf of the MSETCL.

b) that the Contractor shall at all times, absolutely responsible for the safe preservation, security of the Material at the said project site against all risks whatsoever till the Materials are duly used up in accordance with the terms of the Contract and the Plan Drawings duly erected and commissioned in accordance with the

Executive Engineer
M.S.E.T.C.L. Co. Ltd.

Executive Engineer
TL Prelaunder

POWER PROJECTS LTD. PUNE

terms of the Contract, taken over by the owner. The Contractor undertakes to keep the owner harmless against any legal challenge that may be caused to the Materials.

3. The Contractor undertakes that the Materials shall be used exclusively for the purposes envisaged in the Contract and in accordance with the terms and conditions and he gets the indemnity from the Contractor against any other work or purpose whatsoever. It is clearly understood by the Contractor that in the event of Contract being terminated by the Contractor due to any reason whatsoever or in the event of the Contract being terminated by the Contractor due to default of the Contractor, the Contractor shall not be entitled to any compensation for the Materials.

4. The MSETCL shall retain the exclusive Owner of the Materials for the full duration of the Contract or beyond if any. And when ever the materials shall be required to be replaced or changed or any other Engineering or other improvements suggested by the MSETCL or the Consultant or the Main Contractor for the smooth running of the Substation or the Materials are likely to be damaged or rendered unfit to be used for the purpose specified in the Contract, then the Contractor undertakes to replace the same on the instructions of the Engineer-in-charge of the MSETCL or the Consultant without any demur or cost to the MSETCL.

5. That the Indemnity Bond is executed by the Contractor in favour of the MSETCL against the damages caused to the Materials or the same or any part thereof due to any reason whatsoever and the Contractor hereby agrees to indemnify the MSETCL against the damages caused to the Materials or the Substation or any part thereof due to any reason whatsoever and the Contractor shall be bound to pay the damages to the MSETCL. The Contractor shall not be entitled to claim any compensation for the Materials and undertakes to replace the same and any damage, loss or destruction of the Materials and undertakes to replace the same and any damage, loss or destruction of the Materials and undertakes to replace the same and any damage, loss or destruction of

For and on behalf of

M/s. .....

WITNESS:

1. (Signature) .....

(Name) .....

(Address) .....

(Designation) .....

2. (Signature) .....

(Common Seal)

(Name) .....

(In case of Company)

(Address) .....

.....

In witness whereof the said Bidder has caused its common seal to be hereunto affixed and these presents to be executed by the authorised person(s) the day, month and year first above written.

In case of a Limited Company under common seal of the Company pursuant to the Power Delivery Power Under common seal of the Company with attorney to execute the bid and sign the agreement on its behalf, the original Power of Attorney or a duly attested copy thereof shall be submitted. A photostat copy of the Power of Attorney or the General Power of Attorney and such documents should be attached to the Bid.

Executive Engineer
M.S.E.T. Co. Ltd.
E.H.V. Project Dn. Kalyan

Executive Engineer
EL Pretender

POWER PROJECTS LTD. PUNE

SCHEDULE OF TIME LIMIT FOR PAYMENT OF RUNNING

[illegible] Zone

CONSTRUCTION PERIOD = 30 MONTHS

Sr. No.	ACTIVITY	Schedule for completion of activities from date of LOA		Remarks/Hold points for payments
		Period in months	Activities per month of completion	
1	[illegible]		Within 10 days	
2	[illegible]	After 2 days	Within 21 days	
3	[illegible]	After 10 days	Within 20 days	
4	[illegible]	After 1 days	Within 15 days	
5	Preliminary & Detailed Survey	After 10 days	Within 20 days	
6	Check survey	After 10 days	Within 10 days	
7	Approval of drawings & Survey & Design	After 15 days	Within 45 days	
8	Completion of work [illegible]	After 5 days	Within 20 days	
9	Procurement of all drawings [illegible]	After 10 days	Within 30 days	Copy of bill processed by Engineer in charge as required
10	[illegible]	After	15 days	
11	[illegible]	After	15 days	
12	[illegible]	After 5 days	Within 30 days	
13	[illegible]	After 2 days	Within 30 days	
14	[illegible]	After 30 days	Within 30 days	Supply of [illegible] as per approved drawing & check survey
15	[illegible]	After [illegible]	Within [illegible] days	After [illegible]
16	Supply of [illegible] material	After [illegible]	After [illegible] days	The bill for [illegible] will be processed by the Executive Engineer after [illegible]
17	[illegible]	After [illegible]	After [illegible] days	[illegible]
18	[illegible]	After 15 days	Within 120 days	Completion of [illegible]
19	[illegible]	After [illegible]	Within [illegible] days	After [illegible]
20	[illegible]	After [illegible] days	Within [illegible] days	
21	[illegible]	After [illegible] days	Within [illegible] days	

Notes :

1. [illegible]
2. [illegible]
3. [illegible]

Executive Engineer
M.S.E.T Co. Ltd
E.H.V Project Cir, Kalyan

Executive Engineer
I.L Pretender

ANNEXURE

'D'

Executive Engineer
M.S.E.D.C.L.
Div. Project Div. Kalwan

MAHARASHTRA STATE ELECTRICITY TRANSMISSION CO. LTD.

Executive Engineer
M.S.E.T. Co. Ltd.
E.H.V. Project Dn., Kalyan

MAHARASHTRA STATE ELECTRICITY TRANSMISSION CO. LTD

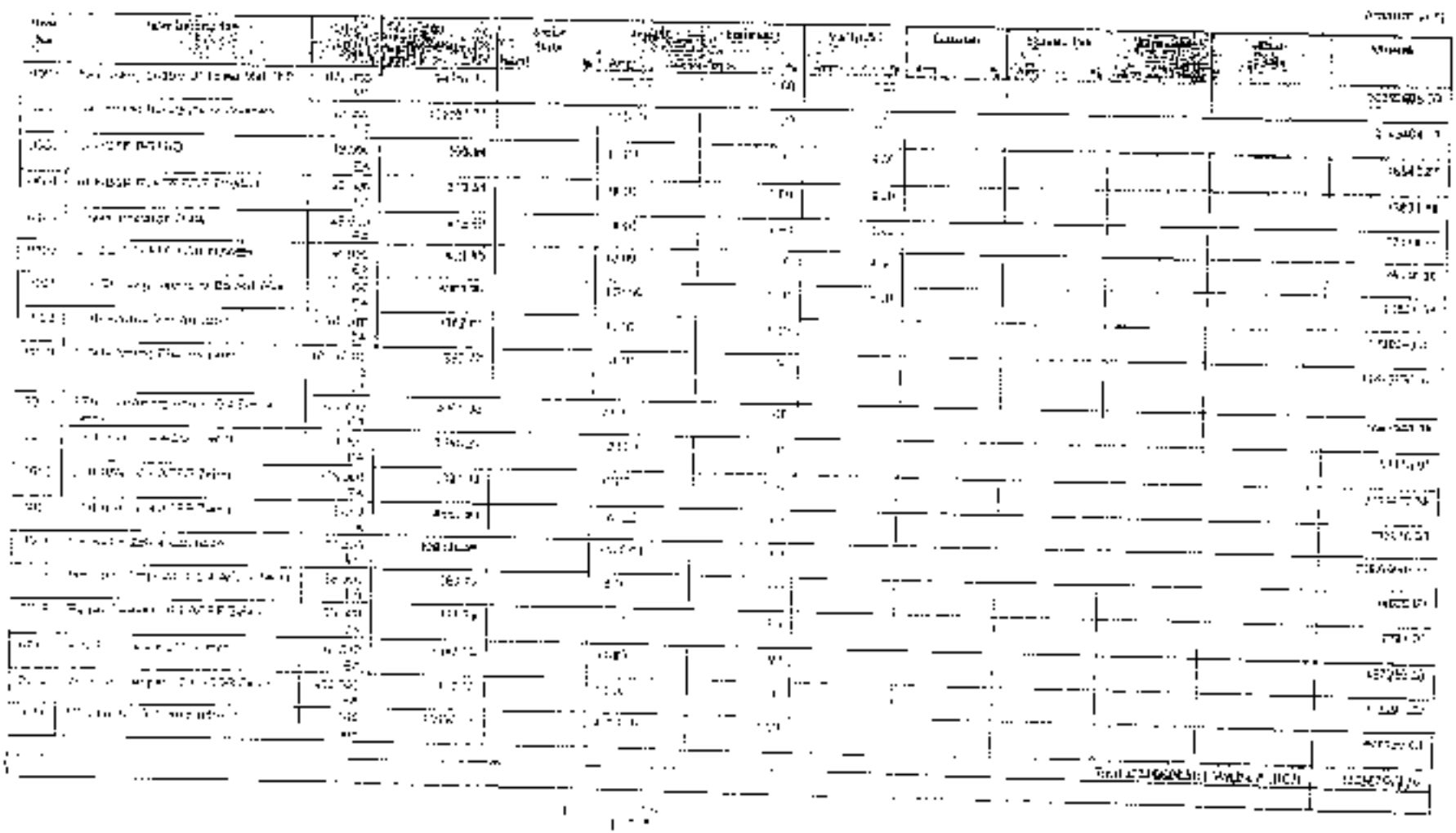

Executive Engineer

MAHARASHTRA STATE ELECTRICITY TRANSMISSION CO. LTD.

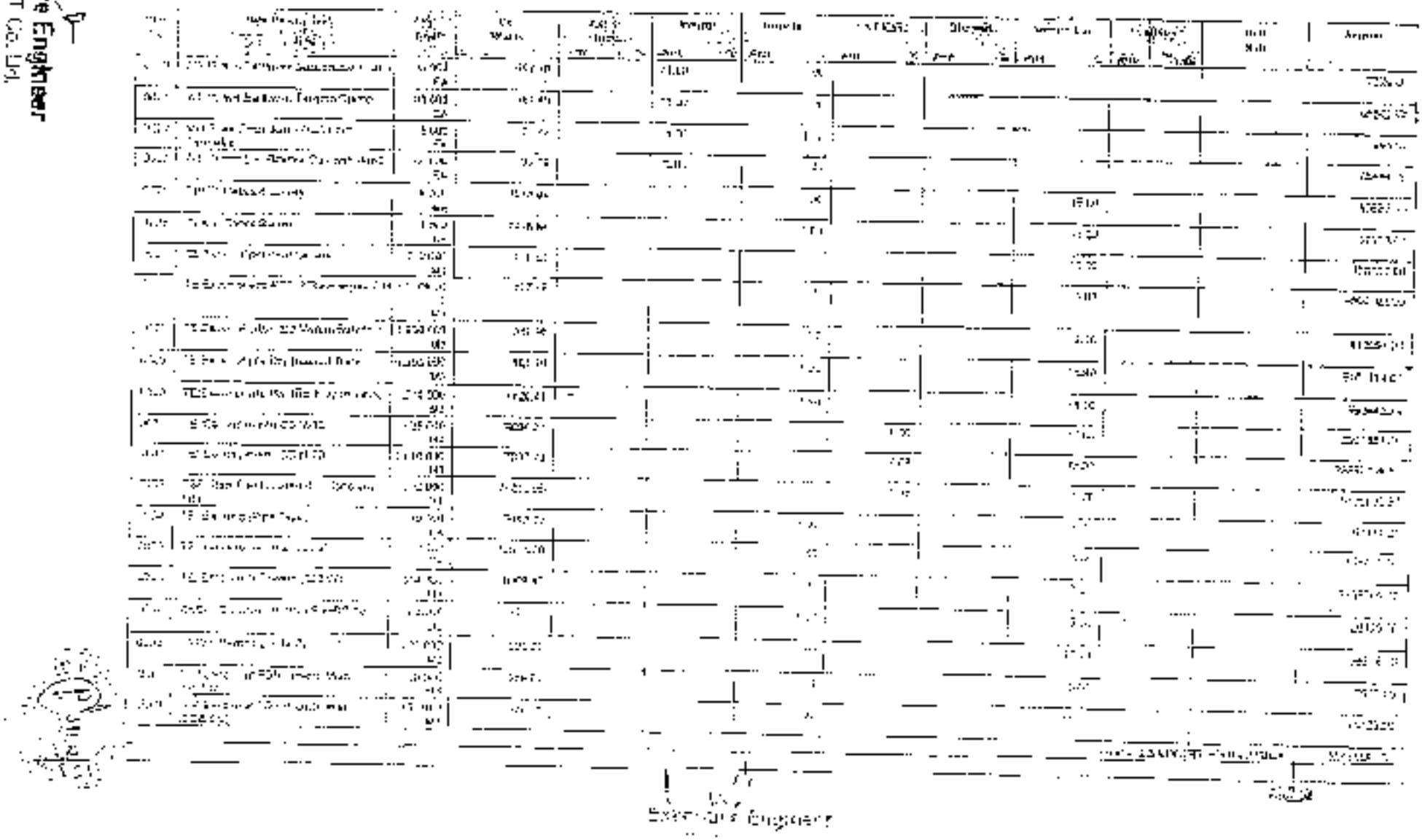

MAHARASHTRA STATE ELECTRICITY TRANSMISSION CO. LTD.

Executive Engineer
M.S.E.T. Co. Ltd.
E.H.V. Project Dn. Kalyan

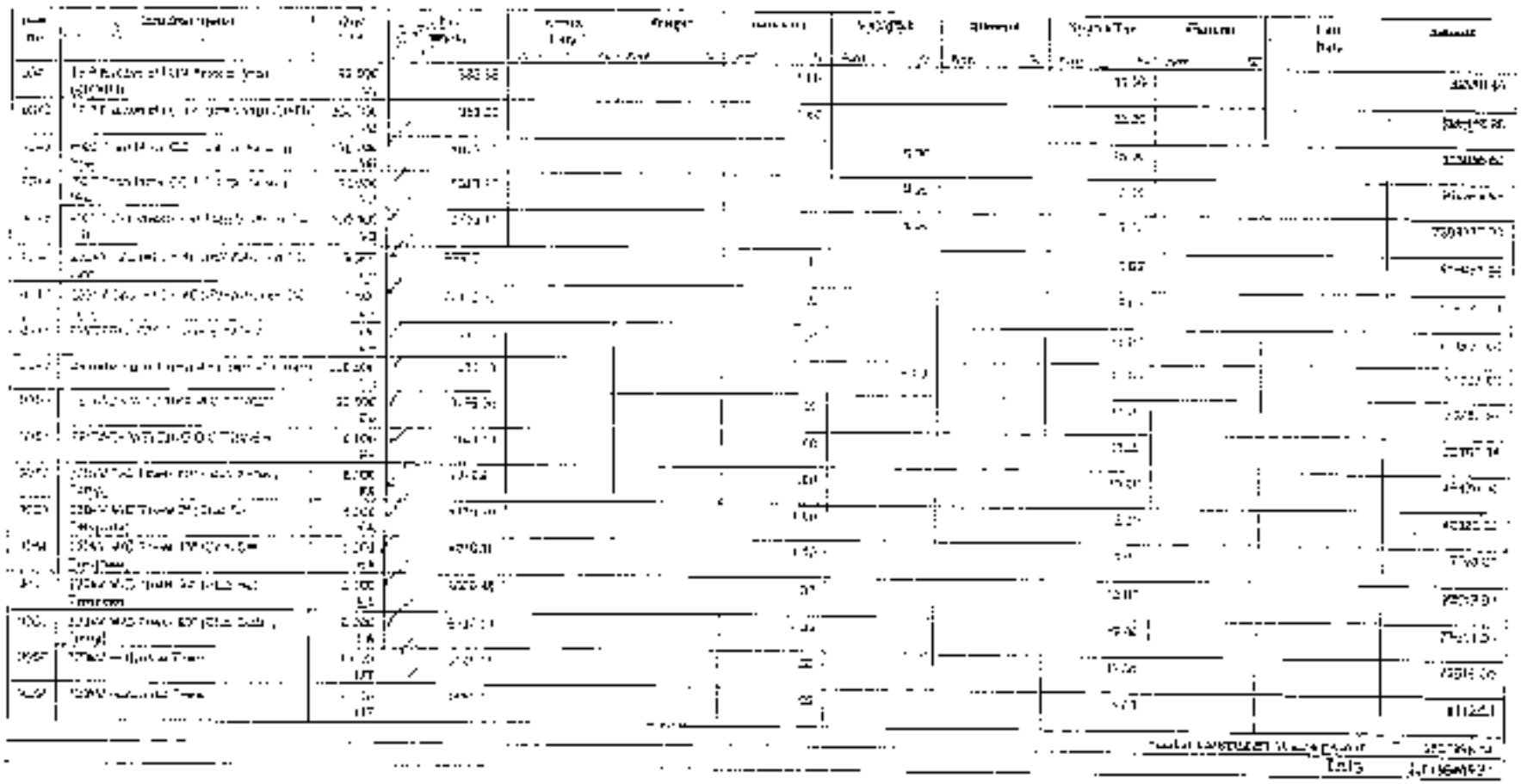

Executive Engineer
T. Procurement

222

BNC Power Projects Ltd.

Ref No: BNC PPL/PNA/Tender /T-1718/6097 Date: 23.11.2017

To,
The Chief Engineer (HR &M),
MSETCL Prakashganga,
Plot No. C-19, E - Block,
Bandra Kurla Complex,
Bandra East, Mumbai 51.

Sub: Work of Civil & Structural Package for 2X660 MW Ultra Supercritical Thermal Power Project at Village Nawapur, Taluka Nandurbar, Dist. Nandurbar (Maharashtra) on Design, Build, Own, Operate & Maintain (DBOOM) basis.

Ref: a) T-1718 / MSETCL / CE/ TECH/ DMT/ TPCH DTS Pkg No-00/00/02/ Meeting held at Corporate Office Mumbai 10.2619 /2017
b) T.O.L. Nos: BNCPPL/PNA/ Tender /T-1718/3468 Dt: 20.10.2017
c) T.O.L.No: BNCPPL/PNA/ Tender /T-1718/3558 Dt: 25.10.2017
d) T.O.L.No: BNCPPL/PNA/ Tender /T-1718/ 3571 Dt: 26.10.2017

Dear Sir,

In continuation to our discussion and techno-commercial clarifications vide above referred letters, we are pleased to offer our revised quotation for Civil & Structural Package of Rs.59,48,851.00 lakh (Rupees Fifty Nine Crore Forty Eight Lakh Eighty One Thousand Only) against our earlier quotation of Rs. 21,64,00,000.00.

Sr No	Product Category	Our Quoted Price	1st Rebate 2.55%	Total Price offer
1	Boiler	11,02,29,446.71	11,27,08,360.00	10,37,61,667.10
2	Turbine	2,18,96,833.71	2,24,00,737.00	2,29,26,896.00
3	Civil	5,17,70,799.11	5,29,24,761.00	4,92,65,437.00
	TOTAL:	22,73,97,639.53	22,24,48,851.00	21,64,00,000.00

Thanking you,

Yours faithfully,
For BNC Power Projects Ltd.

Mr. Rajnish Chandhoke
(Director)

Executive Engineer
M.S.E.T. Co. Ltd.

Executive Engineer
T. P. Circle

Regd. Office : 5, [illegible] Plot No. 17, Shree Shivneri Housing Society, off Senapati Bapat Rd, Shivajinagar, Pune-411016
Corporate Office : Rahul Patil Complex, 3rd Floor, Kalina Road, Next to Dashbhuja Ganpati Temple, Pune 411 098
Phone: 020-254-01[illegible], Fax: 020 25601171, E-mail : bncbandhary@yahoo.co.in , bncpune@bncpower.com

ANNEXURE

'E'

Executive Engineer
M/S E.T. Co. Ltd.
Edn. Paper Division

(2-7)

No. [illegible] Date: 01 February, 2018

To,
[illegible]
[illegible]
[illegible]
[illegible]

Subject: Handing over of site

Reference:
1) [illegible]
2) [illegible]
3) Instructions in meeting at [illegible]

Dear Sir,

In connection to above subject, this is to inform you that [illegible] is handed over to you for execution of above [illegible]

1) You are required to [illegible]

2) [illegible]

3) [illegible]

4) [illegible]

5) [illegible]

6) [illegible]

7) [illegible]

Executive Engineer

Copy to:-
1) The Executive Engineer, [illegible]
2) The Resident Engineer, [illegible]

Executive Engineer
M.S.E.T. Co. Ltd.
E.H.V. Project Dn. Kalyan

Executive Engineer
T. Pretender

Scanned by CamScanner

MAHARASHTRA STATE ELECTRICITY TRANSMISSION COMPANY LIMITED

Work of Construction of LILO on 220kV Sonkhed-Wadi & LILO on Parbhani - Wadi line for 400kV Kalamb SS (Ta-Pangaon)

LOA Ref:- MSETCL/COM/SC/00/Tech/TRC-1/00216/Supply/Proc/2894 Dtd. 23.11.2017

Agency :- M/s. R.N.S. Power Projects Ltd., Pune

Supply Breakup

Sr. No.	Item No.	Description	Qty	Unit	Ex-Works Rate	Freight	Insurance	GST (18%)	Amount
1	Material 30000[illegible]	[illegible] Supply Of Tower Mat-TRC	[illegible]	MT	[illegible]	[illegible]	[illegible]	[illegible]	[illegible]
2	Material 30000[illegible]	[illegible] Nos. Bolts & Nuts	[illegible]	MT	[illegible]	[illegible]	[illegible]	[illegible]	[illegible]
3	Material 30000[illegible]	[illegible]	[illegible]	EA	[illegible]	[illegible]	[illegible]	[illegible]	[illegible]
4	Material 30000[illegible]	[illegible]	[illegible]	EA	[illegible]	[illegible]	[illegible]	[illegible]	[illegible]
5	Material 30000[illegible]	[illegible]	[illegible]	EA	[illegible]	[illegible]	[illegible]	[illegible]	[illegible]
6	Material 30000[illegible]	[illegible]	[illegible]	EA	[illegible]	[illegible]	[illegible]	[illegible]	[illegible]
7	Material 30000[illegible]	[illegible]	[illegible]	EA	[illegible]	[illegible]	[illegible]	[illegible]	[illegible]
8	Material 30000[illegible]	[illegible]	[illegible]	EA	[illegible]	[illegible]	[illegible]	[illegible]	[illegible]
9	Material 30000[illegible]	[illegible]	[illegible]	EA	[illegible]	[illegible]	[illegible]	[illegible]	[illegible]
10	Material 30000[illegible]	[illegible]	[illegible]	EA	[illegible]	[illegible]	[illegible]	[illegible]	[illegible]
11	Material 30000[illegible]	[illegible]	[illegible]	EA	[illegible]	[illegible]	[illegible]	[illegible]	[illegible]
12	Material 30000[illegible]	[illegible]	[illegible]	EA	[illegible]	[illegible]	[illegible]	[illegible]	[illegible]
13	Material 30000[illegible]	[illegible]	[illegible]	LS	[illegible]	[illegible]	[illegible]	[illegible]	[illegible]

Executive Engineer
M.S.E.T. Co. Ltd.
E.H.V. Project Circle, Nanded

Executive Engineer
TL Preparedness

Executive Engineer
M.S.E.D.C.L.
E.H.V. Project Dn. Kalyan

Sr. No.	Item No.	Description	Qty.	Unit	Ex-Works Rate	Freight	Insurance	GST 18%	Amount
15	Material 5[illegible]	63 MVA 220/[illegible]	[illegible]	No.	274,183.65	3,500.00	3,765.00	50,772.6[illegible]	[illegible]
16	Material 5[illegible]	[illegible]	[illegible]	[illegible]	[illegible]	[illegible]	[illegible]	[illegible]	[illegible]
17	Material 5[illegible]	[illegible]	[illegible]	[illegible]	[illegible]	[illegible]	[illegible]	[illegible]	[illegible]
18	Material 5[illegible]	[illegible]	[illegible]	[illegible]	[illegible]	[illegible]	[illegible]	[illegible]	[illegible]
19	Material 5[illegible]	[illegible]	[illegible]	[illegible]	[illegible]	[illegible]	[illegible]	[illegible]	[illegible]
20	Material 5[illegible]	[illegible]	[illegible]	[illegible]	[illegible]	[illegible]	[illegible]	[illegible]	[illegible]
21	Material 5[illegible]	[illegible]	[illegible]	[illegible]	[illegible]	[illegible]	[illegible]	[illegible]	[illegible]
22	Material 5[illegible]	[illegible]	[illegible]	[illegible]	[illegible]	[illegible]	[illegible]	[illegible]	[illegible]
23	Material 5[illegible]	[illegible]	[illegible]	[illegible]	[illegible]	[illegible]	[illegible]	[illegible]	[illegible]
24	Material 5[illegible]	[illegible]	[illegible]	[illegible]	[illegible]	[illegible]	[illegible]	[illegible]	[illegible]
								Total Supply Rs.	[illegible]
								Total Erection Rs.	[illegible]
								Total Civil Rs.	[illegible]
								Grand Total Rs.	[illegible]

Executive Engineer
TL Pretender

MAHARASHTRA STATE ELECTRICITY TRANSMISSION COMPANY LIMITED

Work of Construction of LILO on 220KV Kolhapur-Wada & LILO on Padghe – Wada line for 400/220 KV Kudus S/Stn-PKMS

LOA Ref.: MSETCL/CO/SCM/DGET/TKC-I/[illegible]/INC/[illegible] dt. [illegible]

Agency : M/s. RNC Power Projects Ltd., Pune

Erection Breaking

Sr No.	Item No.	Description	Qty	Unit	Erection Rate	GST @ 18%	Unit Rate	Amount
24	Material 300082939	CHRS Feasible Survey	[illegible]	KM	[illegible]	[illegible]	13,931.46	[illegible]
25	Material 300082936	Check Survey	[illegible]	KM	[illegible]	[illegible]	5,444.66	[illegible]
26	Material 300082937	TP Excavation in pits-Normal Soil	[illegible]	CUM	206.08	37.05	244.21	[illegible]
27	Material 300082939	TP Excavation in pits-Soft Soil/Submerged Soil	[illegible]	CUM	281.87	50.40	332.28	[illegible]
28	Material 300082940	TP Excavation in pits-Hard Murrum/Soft Rock	[illegible]	CUM	357.69	64.31	422.00	[illegible]
29	Material 300082940	TP Excavation in pits-Hard Rock	[illegible]	CUM	931.31	167.63	[illegible]	[illegible]
30	Material 300082942	TP Excavation in pits-Hard Rock by chiseling	[illegible]	CUM	[illegible]	262.34	[illegible]	[illegible]
	Material 300082943	TP Earthing (Pipe Type	[illegible]	EA	3,173.91	931.30	4,105.21	[illegible]
	Material 300082944	TP Earthing (Counterpoise)	[illegible]	EA	1,382.59	2,848.87	13,931.46	[illegible]
	Material 300082945	TP Erection of Towers (220KV)	[illegible]	MT	[illegible]	1,026.49	[illegible]	[illegible]
	Material [illegible]	TP Excavation in pits-Normal Soil [illegible]	[illegible]	CUM	[illegible]	[illegible]	194.85	[illegible]
	Material [illegible]	TP Excavation in pits-Soft Soil [illegible]	[illegible]	CUM	[illegible]	[illegible]	329.03	[illegible]

Executive Engineer

Executive Engineer
MSETCL

Sr. No.	Item No.	Description	Qty	Unit	Ex-Works Rate	GST @ 18%	Unit Rate	Amount
45	Material 30000[illegible]	132kV Suspension DS Portal (NS/SM)	5000	KGM	176.55	37.16	213.71	1,23,65,500
46	Material 30000[illegible]	132kV Suspension DS Portal (NS/SM)	11800	KGM	310.42	55.88	366.31	43,21,730
47	Material 30000[illegible]	132kV Suspension DS Portal Wgt. 520 (SM)	2200	KGM	302.69	54.48	357.17	7,85,774
48	Material 30000[illegible]	132kV Suspension DS Portal (SM)	2600	KGM	851.43	153.26	1,004.69	26,12,194
49	Material 30000[illegible]	132kV D/C (prop.) AC/SR/Zebra/Coyote Mt. Line	8.00	KM	6,46,424	1,16,356	7,62,780	61,02,240
50	Material 30000[illegible]	132kV D/C (prop.) AC/SR/Zebra/Coyote DC Line	1.60	KM	6,39,554	1,15,120	7,54,674	12,07,478
51	Material 30000[illegible]	132kV AC S/S Strengthening 220kV	7.50	KM	12,93,476	2,32,826	15,26,302	1,14,472
52	Material 30000[illegible]	132kV BACK WELDING M/C TOWER	2500	KG	5,811.30	1,046.03	6,857.33	1,71,433
53	Material 30000[illegible]	132kV BACK WELDING D/C TOWER	1.10	KG	2,876.52	517.77	3,394.29	3,733
54	Material 30000[illegible]	220kV D/C Tower 60° (Snb Setting Templ)	1.00	KG	4,656.52	838.17	5,494.69	5,495
55	Material 30000[illegible]	220kV M/C Tower 2° (Stub Set. Template)	0.00	KG	4,656.52	838.17	5,494.69	0
56	Material 30000[illegible]	220kV M/C Tower 0° (Stub Set Template)	1.00	KG	4,656.52	838.17	5,494.69	5,495
57	Material 30000[illegible]	220kV M/C Tower 30° (Stub Set Template)	1.00	KG	5,891.56	1,060.48	6,952.04	6,952
58	Material 30000[illegible]	220kV D/C Tower 60° (Stub Setting Templ)	1.00	KG	6,213.16	1,118.37	7,331.53	7,332
59	[illegible]	220kV Pi-Terminal Tower 30°	1.00	KG	5,891.56	1,060.48	6,952.04	6,952

Executive Engineer

Executive Engineer

Sr. No.	Item No.	Description	Qty	Unit	Ex-Works Rate	GST @ 18%	Unit Rate	Amount
95	(Material 300[illegible]	220kV Surrounding Tower [illegible]	[illegible]	[illegible]	[illegible]	[illegible]	3,917.33	7,815.66
							Total Erection:-	[illegible]

Civil Breakup

Sr. No.	Item category Product no.	Description	Qty	Unit	Ex-Works Rate	GST @ 18%	Unit Rate	Amount
31	Material 400[illegible]	PCC Concrete [illegible]	[illegible]	M3	5478.92	985.03	6,461.35	2,870,687.25
32	Material 300[illegible]	RCC Casting [illegible]	3010.00	M3	6,476.38	1164.67	7,633.05	22,972,630.50
33	Material 300007264	TMT Steel Reinforcement in Concrete For	2910.00	MT	66,999.58	12,059.94	79,705.42	231,926,677.81
43	Material 300009295	P&C Trap Metal CC 1:3:6 for Raising Wall	1300.00	M3	5,677.81	1021.55	6,699.35	8,709,155.50
44	Material 300009295	P&C Trap Metal CC 1:2:4 for Raising Wall	300.00	M3	6,771.75	1218.92	7,990.67	2,397,202.50
45	Material 300009297	P&C UCR Masonry of Trap Stone in CM 1:6	800.00	M3	5,428.64	977.16	6,405.80	5,124,640.00
47	Material 300009[illegible]	Dewatering including diversion of stream	2810.00	MS	2,078.62	374.15	2,452.77	6,892,300.00
							Total Civil:-	[illegible]

Executive Engineer
M.S.E.T. Co. Ltd.

Executive Engineer
TL Protection

[redacted]

From: Office of the Superintending Engineer,
MSETCL, Kalwa,
MSETCL Bhavan Road, MSETCL Complex,
Airoli Naka, Navi Mumbai-400 708
Email: sekalwa@mahatransco.in

To:
The Executive Engineer,
EHV Project Division,
Kalyan.

Date:

Sub :- Construction of 220KV M/C LILO on 220KV D/C Padghe – Wada line for 400KV Kudus substation (M/C Line 7.725Km with Twin Conductor) under Vashi Zone. ..... Approval of profile, tower schedule & route map (Loc No. 1 to 33 & Loc. No. 31 to 50) thereof.

Ref:- 1) MSETCL/CO/DGM/EHV/KC-L/F-5718/EFC/BNC/395 Dt. 11/10/2018.
2) BNGPL/PNA/WADA/Corres/429 Dt. 26.07.2018.
3) EE/EHVPR/DN/KLN/T-256/3/No. 79 dt.03.09.2018.

With reference to above subject, this office is in receipt of profile, tower schedule route map (Loc. No. 1 to 33 & Loc. No. 31 to 50) for work of construction of 220KV M/C LILO on 220KV D/C Padghe – Wada line for 400KV Kudus substation (M/C Line 7.725Km with Twin Conductor) under Vashi Zone from you vide letter under reference (1).

The profile, tower schedule & route map submitted by M/s. B. N. Chaudhari & Co. has to be in order and approved considering following observations & subject to;

1) Maintaining all statutory clearances, vertical & horizontal clearances during actual execution as per IE rule by work executing agency.
2) Further, M/S to route tower to be shifted at Loc No. 6.
3) And agency has to submit new design of Dwarf tower & its foundation (present top portion suitable for single conductor) to Design section, HO for approval before supply and its erection.

The detail of approved profile is as below;

Sr. No.	Details	Section		Length (in KM)
1	Crossing of 400/220KV Kudus Substation	Proposed Loc No. 33 of Padghe – Wada D/C LILO line	To Proposed Loc No. 34 (Inline tower) of Padghe – Wada D/C LILO line	0.247
2	Proposed Loc No. 31 of Padghe – Wada D/C LILO line			6.978
	Total Route Length (in KM)			6.225

It is to note that, if any changes occur during the execution of work, the above said approved stands cancelled and revised profile required to be submitted to this office for approval.

You are requested to submit one blue print of approved profile to this office for record & reference.

Encl:- Approved profile in original.

(S. N. SHRIVASTAVA)
SUPERINTENDING ENGINEER
EHV PROJECTS CIRCLE, KALWA

Executive Engineer
TL Pratonder

ANNEXURE

'F'

Executive Engineer
M.S.E.D. Co. Ltd.
Dr.V.P. Road, Dn. Kalyan

MAHATRANSCO

MAHARASHTRA STATE ELECTRICITY TRANSMISSION CO. LTD.
(CIN No:U40109MH2005SGC153646)

From,
The Chief Engineer,
Design, Control & Monitoring Dept.
Plot No.C-19, E Block, Prakashganga,
Sandhu Kutir Complex
Bandra (East), Mumbai 400 051
Tel: 022-2659 6124/07/022-2659 5162
Fax: 022-2659 8587
E-mail : ceodcm@mahatransco.in

To,
M/s. BNC Power Projects Ltd.,
Plot no. 67, Sakra World Township Sector-1,
Serapaka Bapat Rd Vidyanagar,
Pune-411 016.
brijbhushan@bncpune.co.in

Ref.No.MSETCL/CO/DCM/SRTC/LT-1718/Supply/05054 Date: 11.01.2018

Sub: Award of Contract for turnkey construction of LILO on 220kV Kolshet-Wada & 220kV Kalwa on Padghe-Wada line for 400kV Kudus Sstn. (Route Length 7 Kms). against SRM e-tender no.T-1718 (RFx No: 4000000058) under Vashi Zone
- Letter of Award for supply of materials thereof.

Ref: 1) SRM Tender No. T-1768/MSETCL/CO/DCM/SRTC/1 (RFx No. 4000000058).
2) Your offer against subject tender, opened on 28.08.2017.

Dear Sir,

In connection with the above subject, we are pleased to inform you that, your offer for turnkey construction of LILO on 220kV Kolshet-Wada & 220kV LILO on Padghe-Wada line for 400kV Kudus Sstn. (Route Length 7 Kms). against SRM e-tender no.T-1718 (RFx No: 4000000058) under Vashi Zone has been accepted for the supply portion at the rate as mentioned below.

Sr. No.	Description of works	Total Price (inclusive of taxes & GST) Unit and Rate.
1	LILO on 220kV Kolshet-Wada & 220kV LILO on Padghe-Wada line for 400kV Kudus Sstn. (Route Length 7 Kms). against SRM e-tender no.T-1718 (RFx No. 4000000058) under Vashi Zone.	Rs.14,37,63,662.40

(Rs. Fourteen Crore Thirty Seven Lakh Sixty Four Thousand Six Hundred Sixty Seven Rupees Only).

The activity schedule for payment eligibility for 99 (Nine) months Guarantee period from the date of handing over of the supply of material for turnkey construction is allowed herewith.

Executive Engineer
M.S.E.T. Co. Ltd.
E.H.V. Project Dn. Kalyan

Executive Engineer
E.H.V. Project Dn. Vashi

(2.33)

It may please be noted that, the scope shall also include supply of all equipments / materials which are not specifically listed in your offer but necessary to make to inject the required quantity of the line as per tender specifications in all respects.

Detailed terms and conditions will be as per the tender specification, amendments thereof, your offer, clarifications thereto and contract agreement being executed shortly. The work of above line has to be completed within 09 (Nine) months (including monsoon) from the date of handing over of line onsite.

You are requested to :-

1) Intimate the acceptance of this LoA within 10 days from receipt
2) Submit bar chart within 10 days from the date of receipt of LoA indicating the activities for completion of the project
3) Submit price schedule with detailed break up of unit rate inclusive of taxes and GST rates within 10 days from receipt of LoA.
4) Complete the formalities like furnishing of Performance Bank Guarantee as per Clause No. 8 of Section-II of Tender in prescribed format within 10 days from the date of receipt of LoA, so that the contract agreement can be finalized early.
5) M/s. BNC Power Projects Ltd shall comply the Invoice as per GST regulations.

Encl: Activity Schedule

Thanking you.

Yours faithfully,

(R.S. Patil - Gaikwad)
Chief Engineer (O&M)

Copy submitted to:
1) The Chairman & Managing Director, MSETCL, Mumbai
2) The Director (Projects), MSETCL, Mumbai

Copy forwarded to:
1) The C.E., EHV Projects and O&M Zone, MSETCL, Vashi
2) The C.E., (O & M), Civil, MSETCL, Mumbai
3) The Chief General Manager (F&A), MSETCL, Mumbai

Copy to:
1) The G.M. (F&A-HO), MSETCL, Mumbai – This is w.r.t. the Mail dtd. 09.01.2018 received vide ref. GM (F&A-HO) O/W No. 08 dtd. 08.01.2018.
2) The S.E. (S&E)(Civil), MSETCL, Mumbai
3) The S.E., EHV Project Circle, MSETCL, Vashi
4) The S.E., EHV O&M Circle, MSETCL, Vashi
5) The S.E., TCC, MSETCL, Vashi
6) The S.E., (BNC), MSETCL, Mumbai
7) The E.E., (PTC), MSETCL, Mumbai
8) The E.E., EHV Project Division, MSETCL, Kalyan

Executive Engineer
TL Pretender

Executive Engineer
M.S.E.T. Co. Ltd.
E.H.V. Project Div., Kalyan

STANDARD ACTIVITY SCHEDULE FOR PAYMENT MILESTONE

[illegible] 33/11kV Kolasiba & 33/11kV Dhalai (Gamai) Indane Wards for rural Area.
(Under Ganga Kalyan Yojana) under Vasai Zone
CONTRACTUAL PERIOD – 06 MONTHS

Sl. No.	ACTIVITY	Schedule for completion of activities for Milestone (MS)		Remarks with payment percentage
		Commencement	Scheduled date of completion	
1	Submission of performance BG & Issue of LOI.		Within 30 days	
2	Visit to ascertain location of scope of work, finalization of site office and specifications of poles	After 5 days	Within 20 days	
3	Signing of formal agreement	After 7 days	Within 30 days	
4	First physical inspection of route	After 9 days	Within 40 days	
5	Preliminary & Detailed Survey	After 10 days	Within 50 days	
6	Check survey	After 15 days	Within 60 days	
7	Approval of detailed survey & submission of drawings	After 20 days	Within 65 days	
8	Acquisition of drawings of power supply from Discom	After 5 days	Within 20 days	
9	Issuance of all drawings for execution to Contractor	After 10 days	Within 60 days	Copy of bid documents duly signed and Agreement at Clause 30 (part-1)
10	Collectibility of drawings by Assessee	5 days	15 days	
11	Preparation of bay drawings	15 days	45 days	
12	Procurement, supply, assembly of towers, materials and all accessories (if applicable)	After 30 days	Within 60 days	
13	Route inspection	After 37 days	Within 70 days	
14	Supply of material excluding conductor	After 50 days	Within 90 days	Subject to statutory Within 15 days after approval by client's owner.
15	Tower Erection	After 90 days	Within 1020 days	Available information 10 to 15 days per month.
16	Supply of conductor	After 60 days	Within 90 days	The Contractor should have facilities for lower made supply. The Contractor to complete as per work done with 15 days of receiving of foundation
17	Stringing of work	After 90 days	Within 150 days	50% to be liquidated against completion Execution 6 months
18	Supply of conductor, conductor fittings for purposed towers & conductor accessories & insulator hardware	After 60 days	Within 180 days	Contractor's confirmation about supply the material of balance of supply should be made finally for energizing
19	Stringing of line	After 90 days	Within 210 days	Atleast 50% of power should be given once erected. Progress to be evaluated
20	Miscellaneous work (fixing of insulator accessories, nut & bolt)	After 90 days	Within 300 days	
21	Inspection, testing & commissioning of line	After 150 days	Within 330 days	

Note :

1. Contractor will submit the bill on monthly basis in such a way that it should be in accordance with the above payment schedule.
2. The Contractor shall supply the material as per approved drawing only. Any deviation in the material supplied by the Contractor shall be rejected and shall be replaced by the Contractor at his own cost.
3. The Contractor will supply the material in such a way that the payment of any item will not exceed the percentage as mentioned in the above schedule.

Executive Engineer
M/S E.T. Co. Ltd.
D.H.M. Project Dn. Kalyan

Executive Engineer
TL Pratender

(29)

BNC Power Projects Ltd

Ref: BNCPPL/PNA/220 KV Kudus/X/710

Date: 16.02.2018

To,
The Chief Engineer (PS, C & M)
MSETCL, Corporate Office,
Prakashgad (Bandra East),
Mumbai - 400 051.

Sub: Work of Construction of 2 Nos. 220 kV Line Bay at Kudus for Peripheral Work of 220 kV Kudus S/S (PS-IX) (BPC No. 6000000000)

Ref: i) Ref No.: MSETCL/CO/EC-M/220kV/TPC-I/ dtd. 29/12/2017
ii) Ref No.: MSETCL/CO/DOM/D&C/TPC-I/ dtd. 29/12/2017
iii) Ref No. BNCL/PL-PNA/ Tender / E-1718/4097 Dtd. 24.12.2017

Dear Sir,

We are thankful to you for placing work order mentioned under reference for the work of Supply, Erection & Civil Works for Work of Construction of 2 Nos. 220 kV Line Bay at Kudus for Peripheral Work of 220kV Kudus S/S (PS-IX) (BPC No. 6000000000).

We hereby submit our acceptance for the same as per the terms and conditions mentioned in the work order. The same is attached.

Further,

1) Submit 2 nos. copies of Test Certificates of Insulators, Conductor, Earthwire, Hardware fittings, Transformer, Instrument Transformers, Relay & Control Panel, Isolators, Circuit Breakers & Tan Delta Measurement for approval.
2) Submit 2 nos. copies of Test Certificates of Insulators, Conductor, Earthwire, Hardware fittings, Transformer, Instrument Transformers, Relay & Control Panel, Isolators, Circuit Breakers & Tan Delta Measurement for approval.

Submitted for your favourable consideration.

Thanking you.

Yours faithfully
for BNC Power Projects Ltd

Mr. Rajesh Chandratre
(Director)

Encl: 1) Bar chart.
2) Price Schedule.

Executive Engineer
TL Projects

GSTN : 27AAECB7107P1ZX
Regd. Office : Plot No. 69, Sector 30, Opp. Society of Scientific Research, Vashi, Navi Mumbai 400 703
Corporate Office : Bothe Patil Complex, 2nd Floor, Karve Road, Pune Near to Deccan Gymkhana, Deccan, Pune - 411 004
Phone : 020-25460101, Fax : 020-25460171, Email : bncmailbox@yahoo.com, Website : www.bncpl.co.in

Executive Engineer
M.S.E.T. Co. Ltd.

ANNEXURE

'C'

Executive Engineer

(23)

[redacted]

Date: [redacted]

The Chief Engineer,
[redacted]
Plot No. C-22/1 – Block, Parksangrago,
[redacted]
[redacted]

Sub: [redacted]

Ref: i) LOA Ref: [redacted]
ii) LOA Ref: [redacted]
iii) T.O.A/BMIMH/PGCIL/220kV Kalwa / PO / 1211

Dear Sir,

We [redacted] Bank Guarantee [redacted]

Now we are submitting herewith BG against performance guarantee for the above mentioned Letter under ref. (ii) above, which may please be accepted.

The delay in submission of Performance guarantee in the form of BG may please be condoned. Inconvenience is regretted.

Thanking you.

Yours faithfully,
For [redacted]
(Authorised Signatory)

Executive Engineer
M.S.E.T.C.L.
Project Div. Kalyan

Executive Engineer
TL Projects

[redacted]

[redacted]

Ref No.: [redacted] Date: [redacted]

To,
Chief Engineer
Design Civil & Mechanical Dept.
Plot No. C-19, E - Block, (East), Bandra Kurla Complex,
Bandra (East), Mumbai - 400 051.

Sub: Turnkey Construction of LILO on 220kV Borivali - Versova - I & II Circuits Bridge - Wadala line for 400kV Kudus Substation (Route Length - 2 Kms) against NOA & Tender no. T - 1718 / PPC No. 6000012393 under Vashi Zone. ..... Submission of Performance Bank guarantee.

Ref: 1) LOA Letter No. [redacted] Dated 11.01.2018
2) LOA No. [redacted] Dated 15.02.2018

Dear Sir,

We are enclosed with the payment under reference above, for Work of Turnkey Construction of LILO on 220kV Borivali - Wadala & 220kV LILO on Borivali - Wadala line for 400kV Kudus Substation (Route Length - 2 Kms) against NOA & Tender no. T - 1718 / PPC No. 6000012393 under Vashi Zone, by the office of Chief Engineer, DCC & D, Bandra(E), MSETCL. We are submitting herewith BG against performance guarantee for the above contract as detail below:

PBG NO	Against	Amount	Date of BG (dd/mm/yyyy	Valid Upto (dd/mm/yyyy	Issuing Bank
[redacted]	Supply	[redacted]	[redacted]	[redacted]	Axis Bank, 1st - 2nd Flr, Vipul Plaza, Plot No. 1 S.No. 132 Ganesh Khind Road, Pune - 411007
[redacted]	Erection	[redacted]	[redacted]	[redacted]	

The above BGs may please be accepted. We are also sending herewith one undertaking to extend the BG as and when required as per the contract period.

Thanking You

Yours faithfully,
For BSC Power Projects Ltd.,

Authorised Signatory

Encl:-
1) BG No. [redacted] in original
2) BG No. [redacted] in original
3) Undertaking to extend the validity of BG (in duplicate)

Executive Engineer
B.S.E. Co. Ltd.

Executive Engineer
TL Preloader

Corporate Office : Plot No. 67, Sharma Industrial Complex, Off Sonapur Bridge, Old Shilphata Road, Thane - 421 506.
Registered Office : Durga Patil Buildings, 3rd Floor, Khare Town, Patel Estate Road, West Dahisar (East), Mumbai - 400 068.
Phone : 022 - 28450141, Fax : 022 - 28450171, Email : mumbaioffice@bscpower.in, info@bscpower.in


RICHAR NOYAL

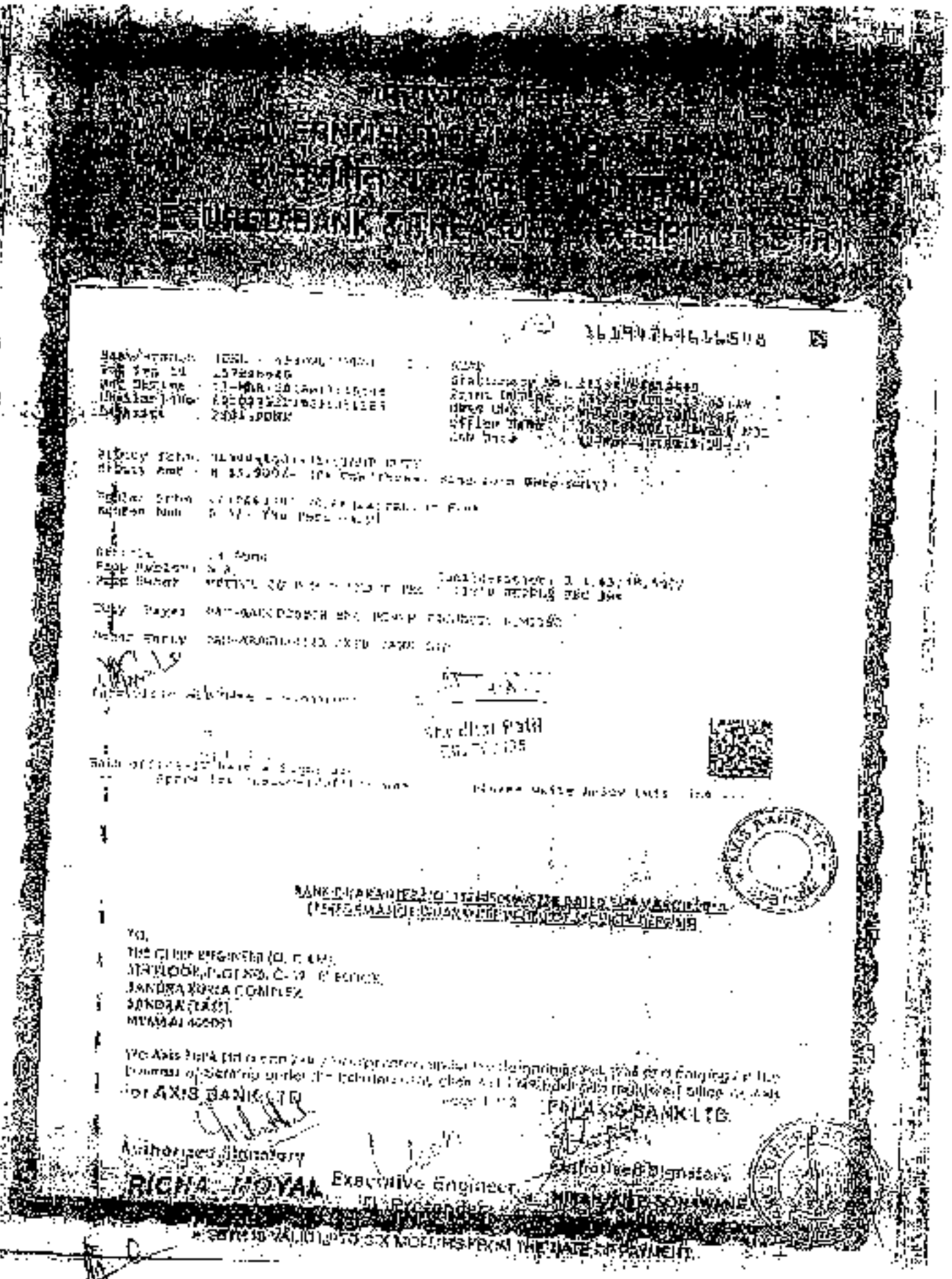

Executive Engineer
M.S.E.T. Co. Ltd.



Executive Engineer



महाराष्ट्र MAHARASHTRA ◎ 2017 ◎ SZ 667895

17 MAR 2018

15 MAR 2018

UNDERTAKING

The Chief Engineer (Dist Cntrl MSETCL has granted vide no M/s BNC Power Projects Ltd. Survey for Tunnel Construction of 0.4 km 220kV Kolshet - Wada & 220kV CTO on Tower Wada one for 400kV Gavan substation (Route Length 2 kms), against SPM Extender no. 1 (Proj Loc No 67/0/220) Extender Vrata Tunnel as detailed below

1) Supply: MSETCL/ CO/ DC/ L-147/ TKCL/ D-0718/ Supply/ 794 Dtd 17.03.2018 Rs 31,37,067.00

2) Erection: MSETCL/ CO/ DC/ L-147/ TKCL/ D-0718/ ETC/ [illegible] Rs 7,84,267.00

Executive Engineer
TL Packsander

Executive Engineer
M.S.E.T Co. Ltd.
E.H.V. Project Dn.,Kalyan



Sr.	WECNOs	Approved Contract	Amount	Payment Made	Balance to be paid	Starting Date Completion Date Defect Liability Period

Executive Engineer
TL Probandar

Executive Engineer

BNC Power Projects Ltd.

Ref No.: BNC/TNA/220kV Kudus/PBG/1428 Date: 03.01.2018

To,
The Chief Engineer (O & M),
5th Floor, Plot No. C-19, 'G'-Block,
Bandra Kurla Complex,
Bandra (East), Mumbai 400 051

Sub: Work of Construction of LILO on 220KV Kolhjet-Wada & LILO on Padghe-Wada Line for 400KV Kudus S/STN. Submission of Amendment No. 1 of Bank Guarantee Nos. 1636010000089727 & 1636010000089738 thereof.

Ref.: 1. Tender specification No.: T-1718/MSETCL/CO/DCM/D&T/TRC-LINES.
2. Letter of Intent : MSETCL/CO/ DCM/ D&T/TRC-LI/T-1718/ Supply/ BNC/ 391 Dtd: 27.11.2017
: MSETCL/ CO/ DCM/ D&T/ TRC-1/T-1718/ ITC/ BNC-1261 Dtd: 19.02.2018.
3. LOA : CO/ EPI/TNA/220kV Lines/PBG/2212 Dtd: 07.03.2018
4. LOA : MSETCL/CO/DCM&M/D&T/TRC-1/T-1718/3669 Dtd: 02.04.2018

Dear Sir,

With Reference to above subject, we are herewith submitting the Amendment No. 1 to our Bank Guarantee No. 1636010089727 & 1636010089738. The details of the amendment are as follows:

Sr. No.	Description	Amendment
1.	Bank Guarantee Date	Amendment No. 1 is to be read in words with difference amount stamp duty for both Bank Guarantees

Thanking You,

Yours faithfully,
For BNC Power Projects Ltd.

(Authorised Signatory)

Encl: 1. PBG No. 1636010089727 - In Original
2. PBG No. 1636010089738 - In Original
3. Amendment No. 1 to PBG No. 1636010089727 - In Original.
4. Amendment No. 1 to PBG No. 1636010089738 - In Original.

Executive Engineer
TL Pretender

Executive Engineer
M.S.E.T Co. Ltd.

CIN : U45201MH2010PLC204986,
Regd. Office : Plot No. B/Shree Siddhivinayak Bhavan, 6th Floor, Opp. Patil Rajkot Rd, Shivajinagar, Pune-411 005
Corporate Office : Bonte Patil Complex, 3rd Floor, Kalpa Road, Next to Dashbhuja Ganpati Temple, Pune-411 005
Phone: 020-25510161, Fax: 020-25510171, E-mail : bncpune@bncpune.in, info@bncpune.in

AXIS BANK LIMITED

Cash Management Department

BG No. [illegible]
Date 24/05/2018

To,

[illegible]

Dear Sir,

BG No.
Date of Issue
Amount (₹)
Validity Date
Claim Validity Date
Name and Address of the Applicant

In consideration of the Contractor having entered into the Contract with you, which contains provisions for the furnishing of a Bank Guarantee for the due performance of the Contract, we, Axis Bank Limited, do hereby undertake and guarantee to you that if the Contractor shall in any way fail to perform the Contract or any part thereof, we shall pay to you on your demand such sum or sums not exceeding in the aggregate the amount of ₹ [illegible] as you may require, without your having to prove or show grounds or reasons for your demand for the sum specified therein.

Please note that

Yours faithfully,

AXIS BANK LIMITED
GC Commercial Bank Transaction Banking Operations
5th floor, Shanker Bhawan, Plot No. 1-A,
MIDC Airoli Knowledge Park, Airoli,
Navi Mumbai-400708 [Tel.no.022-61815000]

[illegible]

FOR AXIS BANK LIMITED

Authorised Signatory
Name: JIGNESH GOYAL
ID No: 17224

FOR AXIS BANK LIMITED

Authorised Signatory
Name:
ID No.

Executive Engineer
M.E.P. Co. Ltd.

Executive Engineer
M.E.P. Co. Ltd.

महाराष्ट्र शासन

GOVERNMENT OF MAHARASHTRA

ई-सुरक्षित बँक व कोषागार पावती

e-SECURED BANK & TREASURY RECEIPT (e-SBTR)

MH1747[illegible]

Amendment No. 01 Dated 28-03-2018

Sale Deed Number 04340/2005/735 dated 14-09-2015

For AXIS BANK LTD.

Authorised Signatory

RICHA MOYAL
17224

Executive Engineer
II Pentagon

Upendra Barve
S.No 5056

THIS IS VALID UP TO SIX MONTHS FROM THE DATE OF PAYMENT

Executive Engineer

(247)

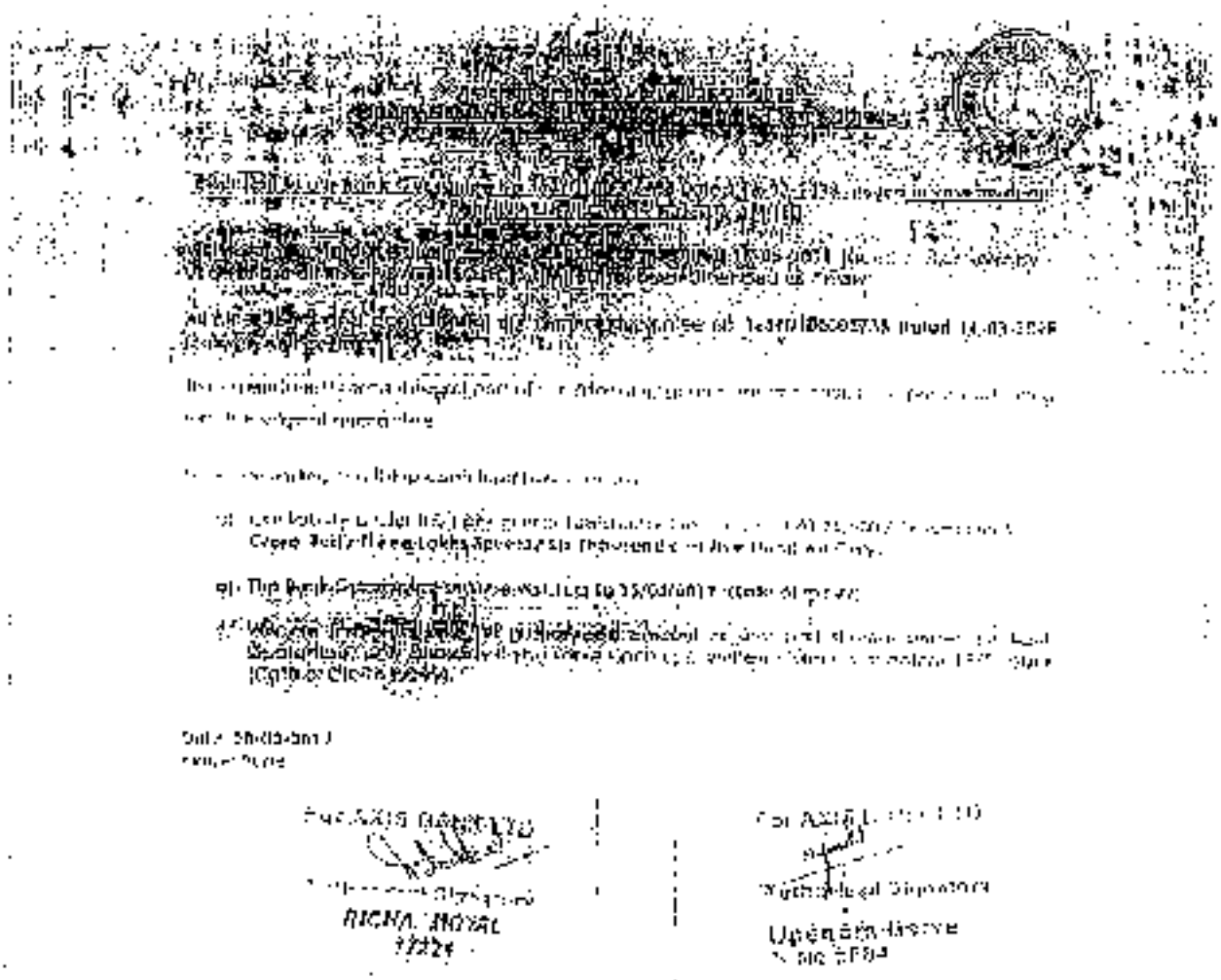

Executive Engineer
M.S.E.D. Co. Ltd.
E. H.V. Project Dn. Kalyan

MAHATRANSCO

MAHARASHTRA STATE ELECTRICITY TRANSMISSION CO. LTD.
(CIN No. U40109MH2005SGC153646)

From
Chief Engineer,
Design (Central) & Monitoring Dept.
Plot No.C-19, "E" Block, Prakashganga,
Bandra - Kurla Complex,
Bandra (East), Mumbai - 400 051.
Tel: 022-2659 8589(O)/ 022-2659 8589
Fax: 022-2659 8507
E-mail : ceom@mahatransco.in

To,
M/s. BNC Power Projects Ltd.,
Plot no. 67, Shree Shivaji Housing Society, off
Sonapur Dapodi Rd. Shivajinagar,
Pune-411 016.

Ref. No. MSETCL/CO/DC&M/D&T/TKC-17-1718/BNC/4373 Date: 26.04.2018

Sub: Turnkey construction of LILO on 220kV Kolshet-Wada & 220kV LILO on Padghe-Wada line for 400kV Kudus S/stn. (Route Length 7 Kms), against SNM e-tender no.T-1718 (ID No. 6000000253) under Vashi Zone.
- **Acceptance of 10% Performance Bank Guarantee** towards Supply & Erection works.

Ref: 1. LOA No. MSETCL/CO/DC&M/D&T/TKC-17-1718/Supply/394 dt.11.01.2018
2. LOA No. MSETCL/CO/DC&M/D&T/TKC-17-1718/ETC/1261 dt.15.02.2018
3. Your letter No. BNCPPL/PNA/220kV Kudus/PBG/215 dt.17.03.2018.

***

Dear Sir,

This has reference to your letter cited at (3) above, vide which you have submitted following Performance Bank Guarantee and Stamp Duty for Supply & Erection works against LOA's under reference (1) & (2) above, in respect of turnkey construction subject lines under Vashi Zone.

Sr No	Purpose	B.G. No. & Date.	Valid upto	B.G. Amount in Rs.	Name of Bank
1	Supply	1634018GD05728 dt.28.03.2018	15.03.2019.	9,40,79,509.00	Axis bank Limited, Pune
2	Erection	1634018GD05727 dt.28.03.2018	15.03.2019.	72,63,450.00	Axis bank Limited, Pune

The Performance Bank Guarantee has been scrutinized and audited and are found to be genuine in order and hence accepted.

The validity of these bank guarantees may please be extended for the further period of Six months one month prior to its present validity.

Executive Engineer
TL Pretender

Executive Engineer
MSETCL
E.H.V. Project Div., Kalyan

(249)

Also, you will have to keep the above cited Performance Bank Guarantees valid for a period of ninety (90) days from the date of expiry of guarantee period i.e. two years after the date of successful commissioning of the line.

Henceforth, it is requested to submit the amendments to the Superintending Engineer, EHV Project Circle, MSETCL, Vashi.

Please note that, it is your sole responsibility for timely extension of the aforesaid Performance Bank Guarantees for further validity

This letter is issued without prejudice to other terms and conditions of the contract.

Thanking you.

Yours Faithfully,

Chief Engineer (D, C&M)

Copy forwarded to
1) The C.E. EHV Projects Cum O & M Zone, MSETCL, Vashi
2) The Chief General Manager (P&A), MSETCL, Mumbai.

Copy to:-
1) The GM (P&A-Project), MSETCL, Mumbai.
2) The S.E. EHV Project Circle, MSETCL, Kalwa
3) The E.E. EHV Project Division, MSETCL, Kalyan
4) The Branch Manager,
Axis Bank Limited, BG confirmation Desk, Transaction Banking Operations,
3rd Floor, Gigaplex, Building no 3, Plot no. I T 5, MIDC,
Airoli Knowledge Park, Airoli, Navi Mumbai, 400708.
E-mail id - bg.confirmation@axisbank.com

Executive Engineer
TL Pretender

Executive Engineer
MAHARASHTRA STATE ELECTRICITY TRANSMISSION CO. LTD.
EHV Project Div., Kalyan

ANNEXURE

'H'

Executive Engineer
M.S.E.T. Co. Ltd.
E.H.V. Project Dn. Kalyan

ANNEXURE

'E'

Executive Engineer
M.S.E.T.C.L. Ltd.
E.H.V. Project Dn. Kalyan

(ANNEXURE-E)

ANNEXURE-'E'

MATERIAL PRICE VARIATION CLAUSE FOR AAC/AAAC/ACSR CONDUCTORS

The price quoted/confirmed for Aluminium Conductor is based on the input cost of raw materials as on the date of quotation. This is required to be related to the price of raw materials, as specified in the price variation clause given below. In case of any variation in these prices, the prices payable shall be subject to adjustment (increase or decrease) in accordance with the following formulae.

1. AAC/AAAC Conductors

   P = Po + WA (A - A0)

2. ACSR Conductors

   P = Po + WA (A - A0) + WF (F - F0)

Where,

P = Ex-works price payable in Rs. per Km. as adjusted in accordance with the price variation clause

Po = Ex-works price quoted/confirmed in Rs. per Km.

WA = Weight of Aluminium in AAC/AAAC/ACSR conductor in MT per km as per the value of constant (Refer the enclosed annexure – A giving this factor for various types of conductors).

A0 = Price of Daily LME Cash Settlement Price of Aluminium
The price is applicable prevailing on 30 days prior to the date of opening of tender

WF = Weight of Steel Conductor in ACSR conductor in MT per km as per the type of conductor (Refer the enclosed annexure – A giving this factor for various types of conductors)

F0 = Price of High Tensile Galvanised Steel Wire in Rs./MT as applicable to the
The price is applicable prevailing on 30 days prior to the date of tender opening

For example, if tender is opened on 31st October 2004, the applicable LME rate will be that prevailing on 1st October 2004

A = Price of Daily LME Cash Settlement price of Aluminium on
The above applicable prevailing on 30 days prior to the date of delivery

F = Price of High Tensile Galvanised Steel Wire in Rs./MT as applicable on the
The price is applicable prevailing as on 30 days prior to the date of delivery

Executive Engineer
M.S.E.T. Co. Ltd,
E.H.V. Project Dn, Kalyan

Executive Engineer
TL Proformer

For example, if date of Delivery is 25th December 2014, the applicable raw material prices (Al and HR) would be those prevailing on or the 1st day of December 2014.

The above price indices are published by IEEMA.

The date of delivery for the purpose of price variation shall be the date on which the Contractor is required to deliver the Goods as specified in the Contractual delivery date which does not take into account any claim for extended work completion/delivery period. If due to the Supplier's fault, the effective date of the contractual delivery period, the date of delivery for price variation purposes would be the date on which the Goods are actually delivered.

Notes:

1. All applicable prices shall be exclusive of any taxes and duties such as excise duty, sales tax, octroi, octroi duty, entry tax, octroi duty amount and inclusive of any other central, state or local taxes, duties, etc.

2. Price of Duty LME cash (P1) LME Settlement price of Primary Aluminium in US$ per MT is as published in London Metal Bulletin (LMB) Platinum Weekly in GBP per MT is subject to the Duty LME price and converted in Indian Rs./MT using exchange rate and assessed price including customs duty.

   Monthly price circular will contain daily prices of Aluminium during the month as mentioned by LME.

3. The price of High Tensile Galvanised Steel Wire (in Rs./MT) for different sizes is considered as published by a primary producer which is normally valid for the entire month. Other variations, if any, as quoted by the primary producer will also be considered.

Executive Engineer
M.S.E.T Co. Ltd.
E.H.V. Substation, Kalyan

Executive Engineer
TL Projects

Executive Engineer

ANNEXURE - A

Weight Factors for various types of Conductors as per IS: 398

Sr. No.	Conductor Code	AAA Strands	Steel Strands	Aluminium or Grade Alloy kg/km	HT GS Steel kg/km	Total kg/km
1	AAC - LILY	7/2.51		211.00	0.00	211.00
2	AAC - ANT	7/3.71		465.00	0.00	465.00
3	AAC - WASP	7/4.72		750.00	0.00	750.00
4	AAC - FLY	7/5.89		1165.00	0.00	1165.00
5	AAC - SPIDER	19/3.72		1651.00	0.00	1651.00
6	AAC - BUTTERFLY	19/4.65		2581.00	0.00	2581.00
7	ACSR - MOLE	6/1.50	1/1.50	291.00	144.00	435.00
8	ACSR - FOX	6/1.96	1/1.96	500.00	238.00	738.00
9	ACSR - SQUIRREL	6/2.11	1/2.11	580.00	270.00	850.00
10.	ACSR - WEASEL	6/2.59	1/2.59	870.00	410.00	1280.00
11	ACSR - RABBIT	6/3.35	1/3.35	1450.00	690.00	2140.00
12	ACSR - DACCOON	6/4.09	1/4.09	2160.00	1030.00	3190.00
13	ACSR - DOG	6/4.72	1/4.72	2880.00	1350.00	4230.00
14.	ACSR - WOLF	30/2.59	7/2.59	4370.00	2050.00	6420.00
15.	ACSR - PANTHER	30/3.00	7/3.00	5860.00	2800.00	8660.00
16	ACSR - GROSBEAK	45/3.53	7/3.53	7110.00	1660.00	8770.00
17	ACSR - ZEBRA	54/3.18	7/3.18	7125.00	4960.00	12085.00
18	ACSR - MOOSE	54/3.53	7/3.53	9553.00	4510.00	14063.00
19	ACSR - MOOSE	54/3.53	7/3.53	9465.00	4550.00	14015.00
20	ACSR - PERIWINKLE	42/3.17	7/3.54	7330.00	2780.00	10110.00
21.	ACSR - SNOWBIRD	42/3.99	7/3.99	11487.00	5410.00	16897.00
22	ACSR - LAPWING	45/4.78	7/3.18	12231.00	4860.00	17091.00
23	ACSR - DRAKE	54/3.72	7/3.72	9870.00	3810.00	13680.00
24	ACSR - DRAKE	26/4.44	7/3.45	11310.00	5120.00	16430.00
25	ACSR - COYOTE	24/4.54	7/4.91	9850.00	4560.00	14410.00

Executive Engineer
M&E T Cir. Ltd.
E.H.V. Project, Kalyan

ANNEXURE 4

Weight Factors for various types of Conductors as per IS: 398

Sr No	Conductor types	AAAC Stranded	Steel Strands	Aluminium EC Grade/Alloy kg/km	GI/ GS Steel kg/km	Total kg/km
26	AAAC - [illegible]	[illegible]		60.15	0.00	60.15
27	AAAC - SQUIRREL	272.0		60.15	0.00	60.15
28	AAAC - WEASEL	78.13		54.90	0.00	54.90
29	AAAC - RABBIT	76.13		149.20	0.00	149.20
30	AAAC - [illegible]	4381		218.26	0.00	218.26
31	AAAC - DOG	74.26		272.86	0.00	272.86
32	AAAC - DOG - [illegible]	150.89		342.51	0.00	342.51
33	AAAC - COYOTE	190.15		406.81	0.00	406.81
34	AAAC - WOLF	193.48		474.02	0.00	474.02
35	AAAC - WOLF - [illegible]	195.68		545.49	0.00	545.49
36	AAAC - PANTHER	194.34		556.67	0.00	[illegible]
37	AAAC - PANTHER [illegible]	279.15		794.05	0.00	794.05
38	AAAC - PANTHER [illegible]	275.45		952.56	0.00	[illegible]
39	AAAC - [illegible]	373.71		1,101.03	0.00	[illegible]
40	AAAC - ZEBRA	374.91		1,220.00	0.00	[illegible]
41	AAAC - [illegible]	517.41		1,445.36	0.00	[illegible]
42	AAAC - MOOSE	516.45		1,570.71	0.00	[illegible]
43	AAAC - [illegible]	[illegible]		[illegible]	0.00	[illegible]
44	AAAC - MARINE [illegible]	612.53		1,771.36	0.00	[illegible]
45	AAAC - MORKULLA [illegible]	615.01		1,919.12	0.00	[illegible]
46	AAAC - [illegible]	611.10		2,115.59	0.00	[illegible]

Executive Engineer
M.S.E.T Co. Ltd.
E.N.V. Project [illegible]/Ceylon

Executive Engineer
TL Projects

Executive Engineer

ANNEXURE-'E'

MATERIAL PRICE VARIATION CLAUSE FOR AAC/AAAC/ACSR CONDUCTORS

The price quotation for AAC/AAAC/ACSR Conductor is based on the then prevailing cost of raw materials and in the case of quotation it is proposed to be varied to the prices of raw materials as specified in the price variation clause below. In case of any variation in these prices, the prices available shall be considered for supply or down payments with the following formulae

1. AAC/AAAC Conductors

   P = [0.1 + 0.9 (A/Ao)]

2. ACSR Conductors

   P = [0.1 + 0.9 (A/Ao + W/Wo)]

Wherein

P – Increase/decrease payable in Rs. per km as adjusted in accordance with the price variation clause

Po – Price of conductor in Rs. per Km

WA – Weight of Aluminium in AAC/AAAC/ACSR Conductor in MT per Km as per the size of conductor (Refer the chart enclosed – Applying this factor for various types of conductors)

Ao – Price per Kg of Main Grade Virgin EC Aluminium plate of Aluminium
This price is applicable prevailing as on 30 days prior to the Date of Tender opening

WS – Weight of Steel Core in ACSR Conductor in MT per Km as per type of conductor (Refer the chart enclosed – Applying this factor for various types of conductors)

PSo – Price per Kg of Steel Wire in Rs./MT of appropriate size
This price is applicable prevailing as on 30 days prior to the Date of Tender opening

For the purpose of this tender, the base date is 01st October 2016, the applicable LME (London Metal Exchange) prices prevailing as on the 1st day of October 2016.

A – Price per Kg of LME Grade Settled EC Settlement price of Aluminium
This price is applicable prevailing as on 30 days prior to the date of tender

S – Price per Kg of Steel Galvanised Steel Wire in Rs./MT of appropriate size
This price is applicable prevailing as on 30 days prior to the date of tender

Executive Engineer
M&E.T Co. Ltd.
E.H.V. Power P.L.,Kayan

Executive Engineer
T.C. Pondicherry

For a complete date of delivery i.e 31st December 2014, the applicable raw material [illegible] would be those prevailing on the 15th day of December 2014

The above price variation is as published by ITP MA

The date of delivery for the purpose of price variation shall be the date on which the material is notified as being ready for inspection/dispatch at the contractor's/manufacturer's premises whichever applies and directed within contractual delivery period. In case the goods are supplied after the contractual delivery period, the date of delivery for price variation purpose would be the date of the above two on which the price is lower.

Note:

1. All domestic prices of raw material is applicable to excise duty and Sales tax [illegible] creditable basis/CV duty amount and exclusive of any octroi central, state or local taxes, octroi etc

2. Price of Daily LME Cash SELLER Settlement price at Primary Aluminium in Dollar per MT as published by London Metal Exchange (LME). Premium for import is US$ per MT is added in this Daily LME price and converted in Indian Rs/MT using exchange rate and adding appropriate customs duty

   Monthly price average will contain daily prices of Aluminium Ingot as notified periodically by LME

3. Price of [illegible] Galvanized Steel Wire (in Rs/MT) for the period [illegible] the same is agreed by a primary producer, which is normally valid for [illegible] Further price rise is allowed if duly as quoted by the primary producer will also be considered

Executive Engineer
M.S.E.T. Co. Ltd.
E.H.V. Project, Kalyan

Executive Engineer
TL Pratender

ANNEXURE - A

Weight Factors for various types of Conductors as per IS: 398

Sr No	Conductor Name	AAA Strands	Steel Strands	Aluminium EC Grade/AAAy kg/km	UTS Steel kg/km	Total kg/km
1	AAA - GNAT	7/2.01		74.50	0.00	74.50
2	AAA - ANT	7/3.10		185.00	0.00	185.00
3	AAA - FLY	7/4.09		290.00	0.00	290.00
4	AAA - [illegible]	7/5.16		455.00	0.00	455.00
5	AAA - CAPELLA	19/3.99		854.00	0.00	854.00
6	AAA - BUTTERFLY	19/4.65		999.00	0.00	999.00
7	ACSR - MOLE	6/1.50	1/1.50	29.00	14.00	43.00
8	ACSR - HOSE	6/1.96	1/1.96	50.00	23.00	73.00
9	ACSP - SQUIRREL	6/2.11	1/2.11	59.00	27.00	86.00
10	ACSR - WEASEL	6/2.59	1/2.59	87.00	41.00	128.00
11	ACSR - RABBIT	6/3.35	1/3.35	146.00	69.00	215.00
12	ACSR - [illegible]	6/4.09	7/1.36	218.00	103.00	321.00
13	ACSR - DOG	6/4.72	7/1.57	298.00	135.00	433.00
14	ACSR - WOLF	30/2.59	7/2.59	437.00	229.00	666.00
15	ACSR - PANTHER	30/3.00	7/3.00	586.00	275.00	861.00
16	ACSR - GROSBEAK	42/3.50	7/3.50	1,116.00	525.00	1,641.00
17.	ACSR - ZEBRA	54/3.18	7/3.18	1,165.00	535.00	1,621.00
18	ACSR - ANCONA	42/4.14	7/2.30	1,553.00	228.00	1,781.00
19	ACSR - MOOSE	54/3.53	7/3.53	1,466.00	674.00	2,140.00
20	ACSR - PERSIMMS	76/3.37	7/3.37	1,909.00	878.00	2,787.00
21	ACSR - SNOWBIRD	42/4.90	7/3.81	2,147.00	987.00	3,134.00
22	ACSR - LAPWING	45/4.57	7/4.57	2,295.00	1055.00	3,350.00
23	ACSR - DRAKE	30/4.72	7/3.79	2,507.00	1152.00	3,659.00
24	ACSR - CROW	54/4.44	7/4.44	2,716.00	1249.00	3,965.00
25	ACSR - [illegible]	76/4.04	7/4.04	3650.00	1680.00	5330.00

Executive Engineer
I/c Project Division

Executive Engineer
M.S.E.T. Co. Ltd.
Kalyan Project Division, Kalyan

(259)

ANNEXURE - A

Weight Factors for various types of Conductors as per IS: 398

Sl No	Conductor types	AAA Strands	Steel Strands	Aluminium kg/km	Total kg/km	Unit kg/km
29	AAAC – MOLE	37/2.50	-	1[illegible]	[illegible]	10[illegible]
30	AAAC – SQUIRREL	7/2.50	-	[illegible]	[illegible]	[illegible]
31	AAAC – WEASEL	7/2.50	-	[illegible]	[illegible]	[illegible]
32	AAAC – RABBIT	7/2.15	-	[illegible]	[illegible]	[illegible]
33	AAAC – RACCOON	7/3.81	-	218.38	[illegible]	218.38
34	AAAC – DOG	7/4.26	-	[illegible]	[illegible]	[illegible]
35	AAAC – HOG – UP	19/2.89	-	342.51	0.00	342.51
36	AAAC – COYOTE	19/3.15	-	406.91	0.00	406.91
37	AAAC – WOLF	19/3.40	-	474.22	0.00	474.22
38	AAAC – WOLF – UP	19/3.66	-	549.45	0.00	549.45
39	AAAC – PANTHER	19/3.94	-	636.67	0.00	636.67
40	AAAC – PANTHER-UP	37/3.15	-	704.05	0.00	704.05
41	AAAC – ANTELOPE	37/3.45	-	[illegible]	[illegible]	[illegible]
42	AAAC – LION	37/3.71	-	1,101.65	0.00	1,101.65
43	AAAC – ZEBRA	37/4.00	-	1,281.50	0.00	1,281.50
44	AAAC – ZEBRA – UP	61/3.31	-	1,443.33	0.00	1,443.33
45	AAAC – WILDCAT	61/3.45	-	1,572.71	0.00	1,572.71
46	AAAC – MOHICAN	61/3.66	-	1,766.13	0.00	1,766.13
47	AAAC – MOOSE – UP	127/3.08	-	1,771.35	0.00	[illegible]
48	AAAC – KOMMUTA – UP	61/3.61	-	1,719.13	0.00	[illegible]
49	AAAC – BERSIMIS	61/4.00	-	2,115.71	0.00	[illegible]

Executive Engineer
T[illegible]

Executive Engineer
M.S.E.T Co. Ltd.
E.H.V Project Dn.,Kalyan

Dy. No. 2610 /T&D P/2

Date: 30.04.2014

To,
The Executive Engineer (E.H.V.) T&D Projects Division
Mahavitaran, Kalyan

Sub: Price Variation (PV) formula for Transmission line towers (TL) and Substation structures (SS) fabrication (FLA&H) using IPC Market prices of steel billets (SWR 5.5mm)

Reference: (1) FLA&H PV formulae for TL and SS using IPC METAL prices of Steel Billets & Flats

(2) M/s. Tata Steel Ltd. Prices of Steel joists and Channels rolled on prices published by Steel Development Cell (SDC) Editors in IPP calendar titled "IPC Indicative Market Prices" till April 2010 for sale thereafter from Corporate Offices of TL and FLA&H, Kalyan effective from 1st July 2010

However, from 1st April 2014, IPC has started publishing a different price called "IPC Prices (Ferrous)" which is the Market basis of working of prices.

In view of the above, it is required to revise the PV formulae for TL and FLA&H incorporating the above Market prices with base year as indicative effective from 1st April 2014. Both the PV formulae shall be applicable from 1st April 2014 for the gross Overall prices of Steel billets and flats.

As directed in the meeting held in the Chief Engineer's office on 30th April 2014 in connection with the proposed tender/contracts requiring base prices/indices of April 2014

The contracts shall be governed and payable which will include billets, flats, angles, channels, joists, plates, etc. The PV formula for the supply of steel billets, flats, angles, channels, joists, plates, etc. shall be as follows:

- The raw material component of the price of the tower shall be considered as 70% of the gross price of the tower. The PV formula for the supply of steel billets, flats, angles, channels, joists, plates, etc. shall be as follows:

- The raw material component of the price of the tower shall be considered as 70% of the gross price of the tower. The PV formula for the supply of steel billets, flats, angles, channels, joists, plates, etc. shall be as follows:

Executive Engineer
T.L. Projects

Executive Engineer
M.S.E.T. Co. Ltd.
E.H.V. Project Dn. Kalyan

r2.61

ieema
your link to electricity

[illegible]
[illegible]
[illegible]
[illegible]

[illegible]
[illegible]
[illegible]
[illegible]

IEEMA/PVC/TLT/2010 (R-4)

Effective Date: 5th April 2014

PRICE VARIATION CLAUSE FOR TRANSMISSION LINE TOWERS

The price quoted/confirmed is based on the input cost of [illegible] prevailing in the month of [illegible] on the date of quotation and the same is proposed to be related to prices of raw material as per all India average consumer price index numbers for Industrial Workers as specified hereunder. The base price shown below is considered only as a reference value and indicative only. The price payable shall be subject to adjustment, up or down in accordance with the following formula:

(A) Transmission Line Tower with both Vertical and Light angles:

$$P = P_0 \left(0.[illegible] + 0.[illegible] \frac{SBIB}{SBIB_0} + 0.[illegible] \frac{Zn}{Zn_0} + 0.[illegible] \frac{W}{W_0} + [illegible] \right)$$

(B) Transmission Line Towers with only Vertical angles:

$$P = P_0 \left(0.[illegible] + 0.[illegible] \frac{SBIB}{SBIB_0} + 0.[illegible] \frac{Zn}{Zn_0} + 0.[illegible] \frac{W}{W_0} \right)$$

(C) Transmission Line Towers with only Light angles:

$$P = P_0 \left(0.[illegible] + 0.[illegible] \frac{SBIB}{SBIB_0} + 0.[illegible] \frac{Zn}{Zn_0} + 0.[illegible] \frac{W}{W_0} \right)$$

Where,

P = Price payable/adjusted in accordance with the above formula

P_0 = Price quoted/confirmed

$SBIB_0$ = Price of Steel [Hot rolled Angles & Plates (Fe 410)] (refer note 2)
This price is as applicable on the 1st working day of the month prior to the date of the billing.

$SBIB$ = Price of Steel [Hot rolled Angles & Plates (Fe 410)]
This price is as applicable on the 1st working day of the month prior to the date of the billing.

IEEMA/PVC/TLT/2010 (R-4) [illegible]

[illegible]

Executive Engineer
T.L. Distribution

Executive Engineer
M.S.E.T. Co. Ltd.
E.H.V. Project Dn., Kalyan

IIEMA/DVFT/2016/(9.1) (Supply Item - 1 April 2014)

P_{0d} = Price of Electrolytic High grade zinc (LME settlement price)
Base price applicable on the 1st working day of the month (not the price applicable on date of tendering)

W_{0d} = Monthly average consumer price index number for industrial workers as published by the Labour Bureau, Ministry of Labour, Govt. of India (Base: 2001 = 100) applicable for prices
The index number to be applicable on the first working day of the month (not applicable for the date of tendering)

For example, if date of tendering falls in May 2014, the applicable prices of Steel Round Rods (SRR), Steel Billet Rolling (SBR) and Zinc (Z_{1d}) should be for the month April 2014 and all three average consumer price index number (W_{0d}) should be for the month of February 2014.

The above prices and indices are as published in MEMA vide circular reference no. [illegible] dated [illegible] (i.e. 2nd working day prior to the date of tender).

P_{1d} = Price of Electrolytic High grade zinc (after delivery)
Base price as applicable on the 1st working day of the month two months prior to the date of delivery.

P_{2d} = Price of Steel Billets (after delivery)
Base price as applicable on the 1st working day of the month two months prior to the date of delivery.

P_{3d} = Price of Electrolytic High grade zinc (after delivery)
Base price as applicable on the 1st working day of the month two months prior to the date of delivery.

W_{1d} = Monthly average consumer price index number for industrial workers as published by the Labour Bureau, Ministry of Labour, Govt. of India (Base: 2001 = 100) after delivery
The index number to be applicable on the first working day of the month two months prior to the date of delivery.

For example, if Date of delivery falls in December 2016, the applicable prices of Steel Round Rods (SRR), Steel Billet Rolling (SBR) and Zinc (Z_{1d}) should be for the month October of the year and the consumer price index number (W_{1d}) should be for the month of August 2016.

(Supply Item - 1 April 2014)

Executive Engineer
M.E.C.T. Co., Ltd.
Executive Engineer
T.L. Protection

Executive Engineer
M.E.C.T. Co., Ltd.
Executive Engineer

[illegible]/PVC/[illegible]/Bill/[illegible] [illegible] Date: [illegible]

[illegible] date of delivery is the date on which [illegible] will be considered as [illegible] for the purpose of [illegible] date of [illegible] Contract Act, 1872. [illegible] considered as the date of delivery for the purpose of [illegible] [illegible] whichever is earlier.

Notes: (i) All prices of raw materials are inclusive of [illegible] [illegible] as well as [illegible] of [illegible] as applicable, octroi, etc. if [illegible]

(ii) All prices are ex-[illegible] [illegible] of the [illegible]

(iii) The details of prices are as under:

1. The prices of Steel Angles (Retail) are the average Retail prices of dealers of [illegible] [illegible] of all sizes in Rs./MT, as published by Joint Plant Committee (JPC), Kolkata. Heavy angles of size above 210mm x 110mm are deemed to be related to this price.

2. The prices of Steel Billets (retail) are the average Retail price of dealers of [illegible] [illegible] of all sizes in Rs./MT, as published by Joint Plant Committee (JPC), Kolkata. Light angles of size below & including 200mm x 100mm are deemed to be related to this price.

3. The price of Re-enforcement High grade Steel [illegible] is considered [illegible] [illegible] [illegible] price.

4. [illegible] [illegible] [illegible]

ANNEXURE

'J'

BAR CHART



Executive Engineer
M.S.E.T. Co. Ltd.





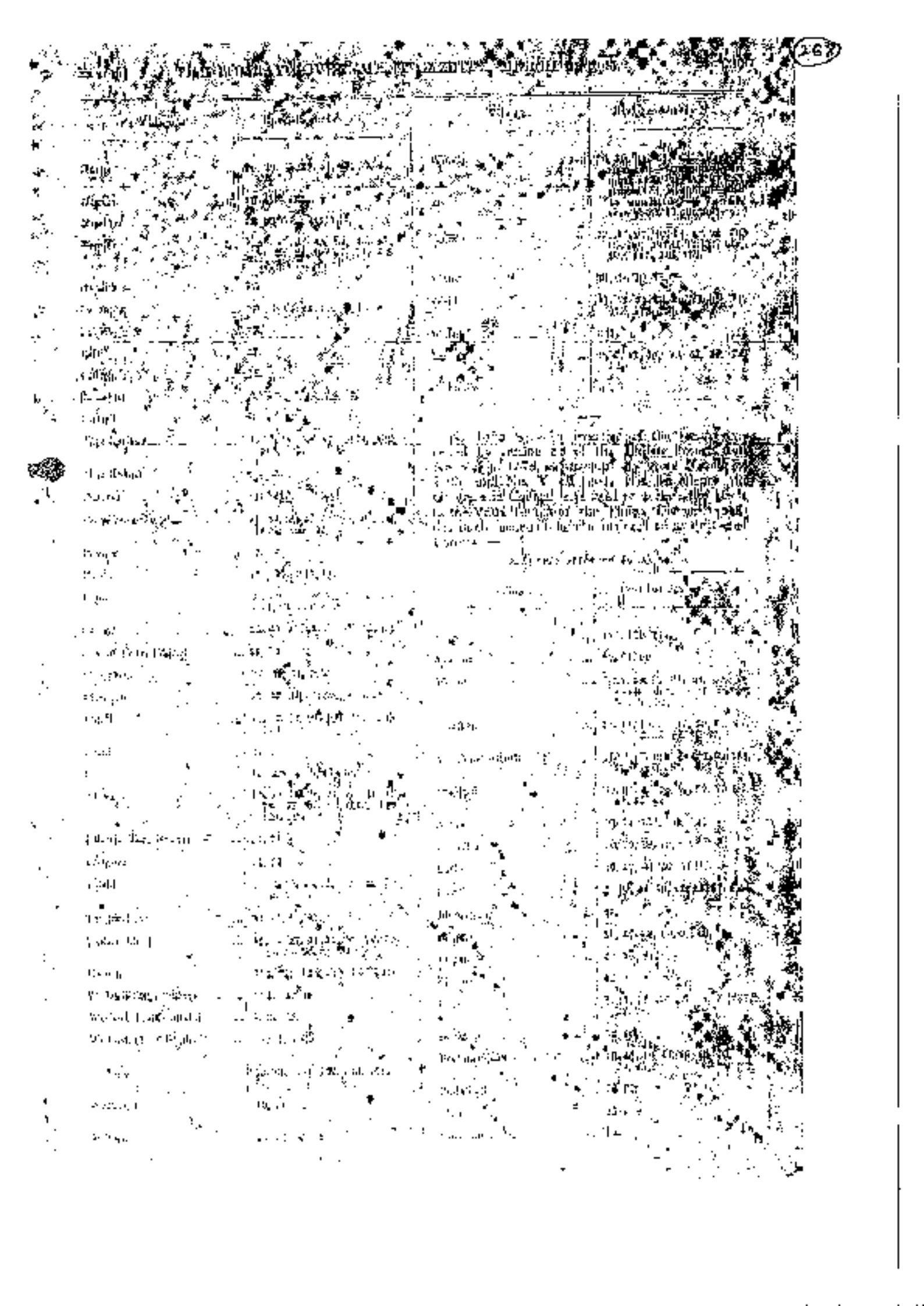

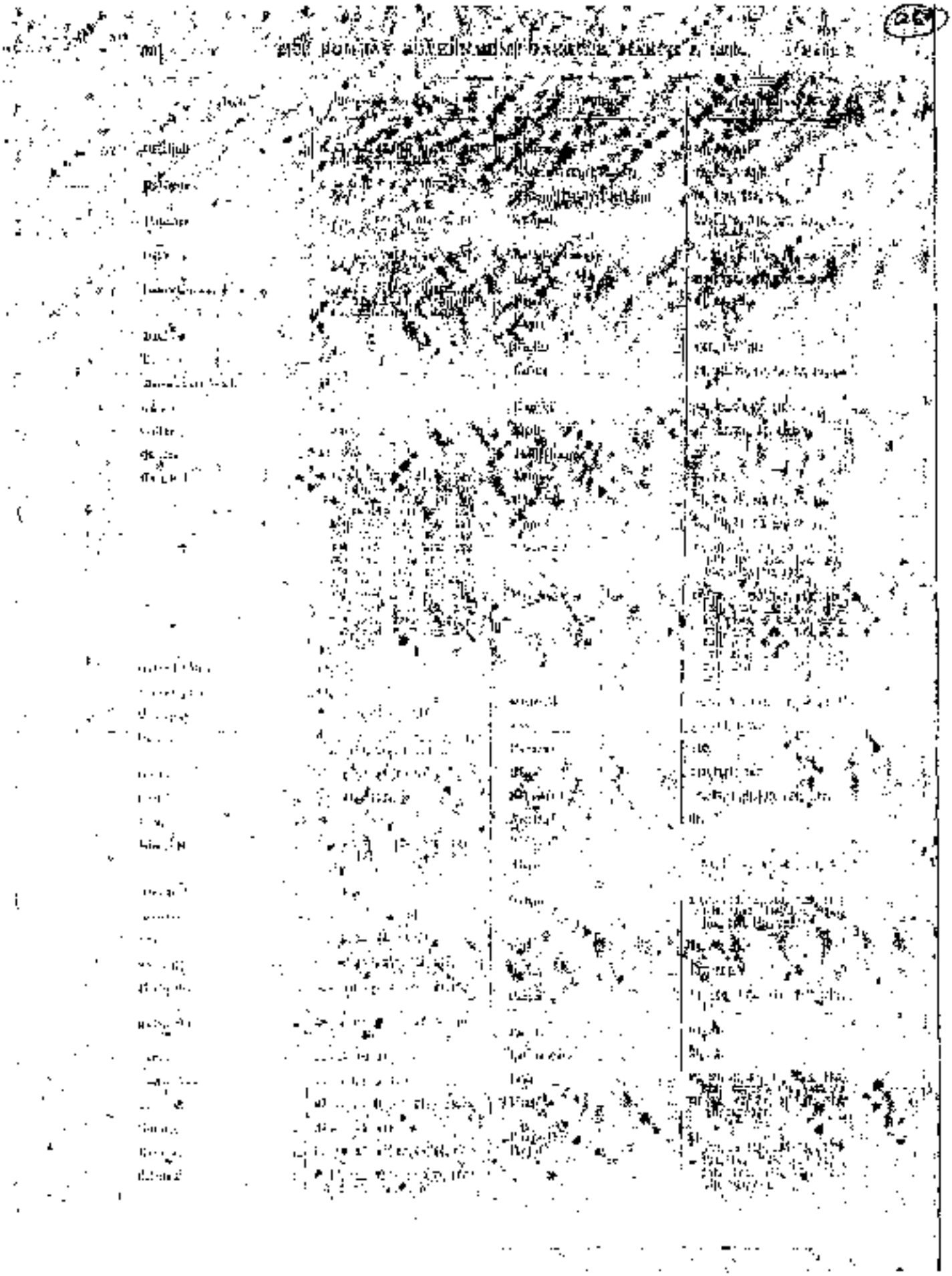

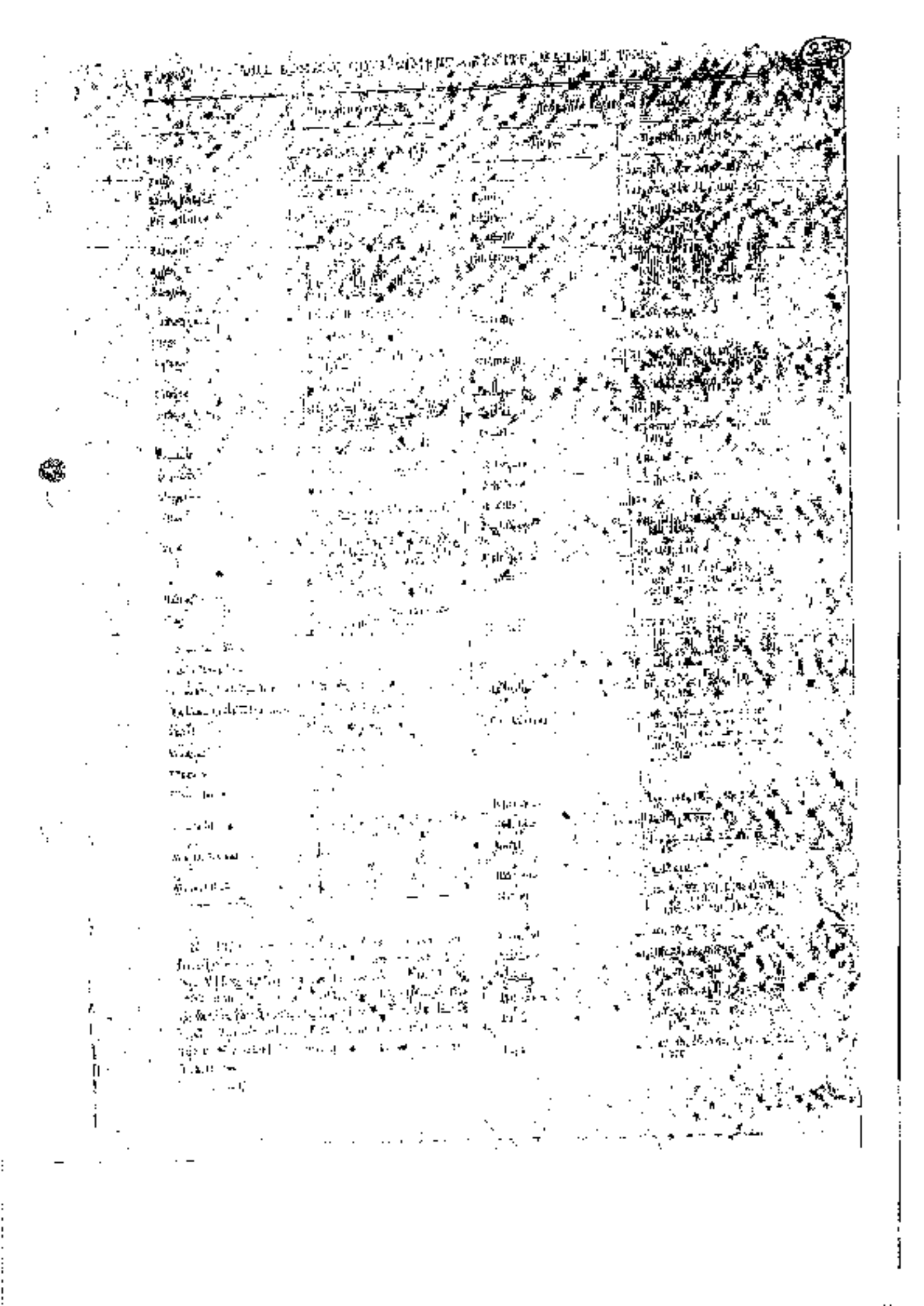

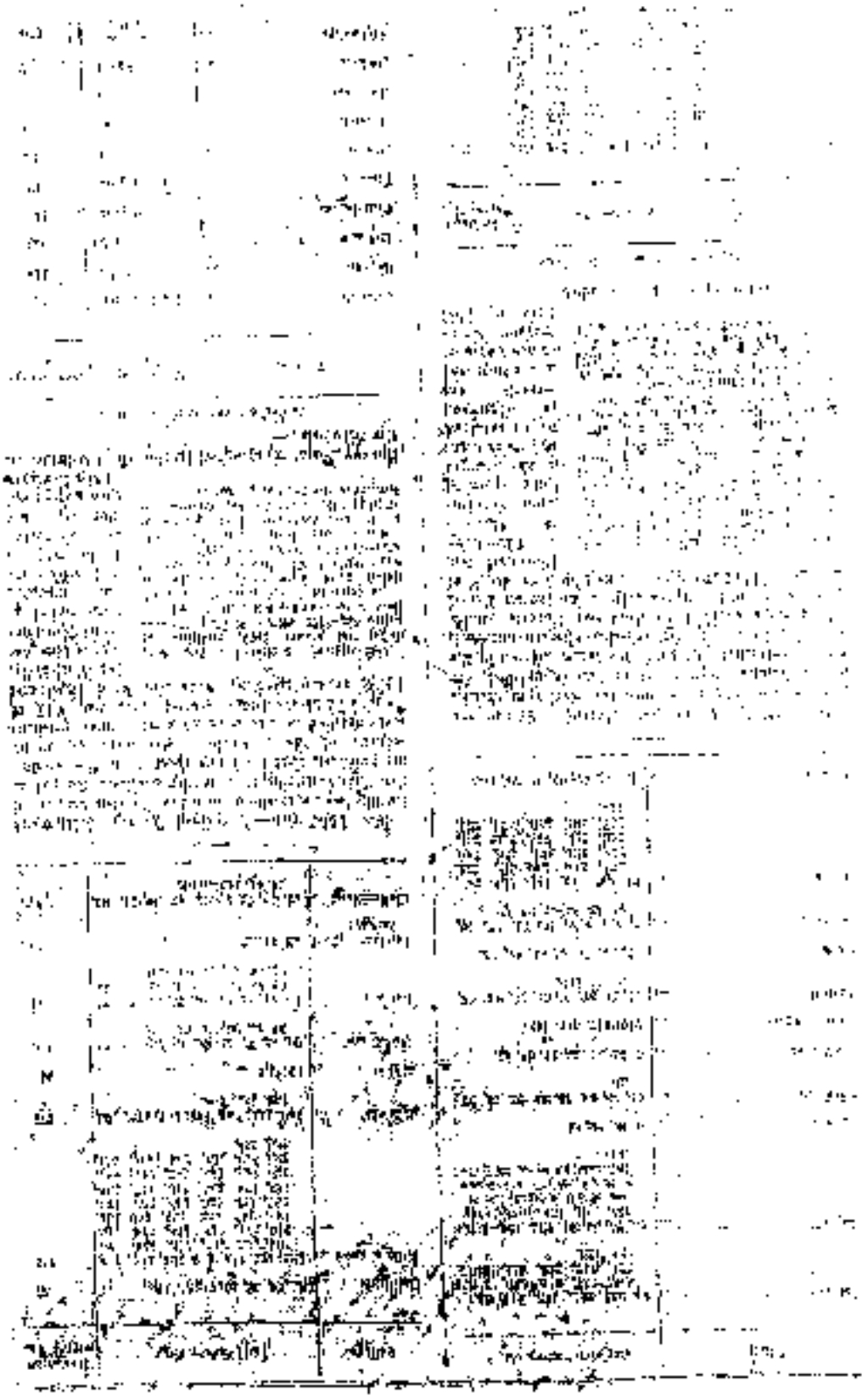







TRUE EXTRACTS

[redacted]

Office copy

[Round Seal]

Third Copy
Fourth Original Copy

*To be sent to Divisional Forest Officer
*To be sent to Circle Officer

Accused – (1) Mr. Mehmud @ Jadhav Addl. E.E. (C
S & T, Kalyan
(2) EHV Project Officer/Contractor
Kalyan

Under Section 32, 33 of Indian Forest Act, 1927 and
under Section 2 of Forest Conservation Act, 1980

First Intimation of Forest Offence

Encroached area 9 mtrs. X 9 mtrs.

No. 10, 2020-21 Dt. 15/03/2021 (Particulars to be given by Circle Officer)

Date of filing

Specified Area Dighashi Circle Dighashi 15/3/021

Date of issue

Where it has taken place
Particulars of crime – Today, as routine visit staff for inspection towards eastern side of village Mouje Maddas, it appeared that Tower No. 35 on the transmission line viz. 220 kV Pargha-Wada line has been erected on forest land by encroaching on the land and constructing foundation and erecting the tower. GPS reading of the land obtained and panchanama thereof has been prepared and after preparing papers further investigation is going on.

Circle Cases Number No. 29/E/2020-21

Sd/-
Sign.
Circle Guard in Charge

Filed on

What arrangements are made about prisoner

Divisional Order No.

What arrangements has been made for the goods seized

Divisional Cases Register No.

Sd/-

Place Date

Divisional Forest Officer

N 1020563
3706311 (Sign)

* Keep what is required.

Translated by
Mr. Rajesh Sidram Dasa
A panel Translator at Govt. of Maharashtra
appointed by the Hon'ble Bombay Administrative
Tribunal vide its Order No. Nominal
[illegible] Dated [illegible]
Language Pair – Marathi To English

TRUE TRANSLATION

MR. RAJESH SIDRAM DASA
Flat No. 501, Paramount Gardens, Ambernath-Kondhivli
Road, Ambernath, Thane – 421506
Mobile No. [illegible] Email: [illegible]

Asstt. Superintendent
Civil Court Dhanbad

Office Copy

[Round Seal]

Third Copy
Fourth Original Copy

*To be sent to Divisional Forest Officer
*To be sent to Circle Officer

Accused : (1) Mr. Mukesh D. Jadhav, Addl. E.E. (C)
Dist. Ratnagiri
(2) EHV Project Mahagenco Ltd.
Pakvan

Under Section 32, 33 of Indian Forest Act, 1927 and
under Section 2 of Forest Conservation Act, 1980

First Intimation of Forest Offence

No. 11/2020-21 Dt. 15/03/2021

Encroached area 0 cubic 0.9 mtrs.
(Particulars to be provided by Circle Officer)

Specified Area - Dighavli Circle Dighavli

Date of filing
15/3/2021
Date of issue

Where it has taken place
Particulars of crime - Today I inspected the site for inspection towards eastern side of village Dighavli Range, I observed that Tower No. 37 in the transmission line of 220 KV Dadgaon Wada line has been erected on forest land by encroaching on the land and constructing foundation and erecting the tower. On reading of the land obtained and panchanama thereof has been prepared and after preparing papers further investigation is going on

Circle Crime Number :- No. MVE/2020-21

Sd/-
Sign
Circle Guard or Forester
Forester Dighavli

What arrangements are made about persons

Filed on

What arrangements has been made for the goods seized

Divisional Order No

Divisional Crime Register No

Sd,

Place Date

Divisional Forest Officer

N 19°4'0.1"
E 073°06'43" Sign

Keep where is required

Translated by
Mr. Rajesh Sidram Dasa
A Panel Translator of Govt. of Maharashtra,
appointed by the Hon'ble Bombay High Court
Government of Maharashtra vide GR No. Nyayalay-
2013/ Pra.Kra.23/ Bhashant/ Dated 19th October, 2013
Language pair - Marathi to English

TRUE TRANSLATION

MR. RAJESH SIDRAM DASA
B/w. Plot No. 501, Parasmani Gardens, Kalamboli, Navi Mumbai
Dist. Raigad, Maharashtra - 410218
Mobile No. +91 9967xxx552 Email: rajeshdasa10@gmail.com

Assam Gulpet
And A.I.C. Limited Division

1) Mr. Ananta Shankar Salpal Age 54 years, Occupation : Farming, R/at : Madoshi, Tal. Bhiwandi
2) Mr. Arjun Madhu Jadhav Age 60 years, Occupation : Agriculture, R/at : Madoshi, Tal. Bhiwandi

We, the undersigned Pancha are the permanent residents and we have arrived at the high tower constructed towards western side adjacent to Kunda Phata - Dhar Road of S. No. 54 Reserve Forest in Mouje Kunde in the matter of inquiry in I.C. No. 50/E/2020 dt. dt. 31/5/2021 with the Forester Dighashi and conducted inspection of the present circumstances and prepared Panchanama in writing which is as under :-

Today on 31/5/2021 the Forester Dighashi and others have found that there is an RCC construction caused at the place of electricity tower at western side of Kunda Phata - Dhar Road in S. No. 54 Reserve Forest in village Mouje Kunda, and thus electricity tower has been constructed illegally.

As we the Pancha alongwith the Forest Officer made inspection by getting there on actual site and as the Forester Dighashi asked to the accused Mr. Milind D. Jadhav, Addl. Executive Engineer, S.E.T. Division Kalyan before us, the Pancha, he said that the work of 220 KV D/c LILO Padghe Wada - Kolshet - Wada Kudus Sub-Station transmission line is going on through the Kalyan Division of M/s. Mahapareshan, the construction has been caused after verifying 7/12 extract document of the land owner Mr. Laxman Jadhav, Pilane, Mouje Kunde, Tal. Bhiwandi and this is what the Engineer of Mahapareshan Mr. Milind D. Jadhav told before us, the Pancha. The Forester Dighashi has said that in the year 1979, the Forest Department has transferred the said area to Revenue Department for local landless people. The said area is Protected Forest S. No. 54 and any such remark of Forest Department is not there on 7/12 extract. It appears that, on actual land, there are rice fields. There are no shrubs appearing on the said land. The holder is cultivating the said land for farming since many years. After having inspection on the premises as

Translated by
Mr. Rajesh Sidram Dasa
A Panel Translator of Govt. of Maharashtra
Document is translated from Marathi to English and is certified to be a True Translation to the best of my knowledge and belief. I am not responsible for the Original Document in which any fraud, forgery or misrepresentation is found later on.
(Language: Marathi to English)

TRUE TRANSLATION

MR. RAJESH SIDRAM DASA
Flat No. 501, Permanent Residence, Ratnaj Kendhare
Road, Dahisar(E), Mumbai, Pune - 411068
Mobile No. (91)9970[illegible] Email: rajeshdasa007@gmail.com

appeared that towards east, the land is possessed by Mr. Arjun Laxman Pisal and towards West and South, there is S. No. 34 of Mr. Ladku Ganu Gudle and towards North side, the land of Mr. Arjun Laxman Pisal. It appears that as on today the entire land is under agricultural cultivation. It appears that there are no structures and towers of Forest Department in the said land.

Before, we the Pancha, the Forester Dighashu had taken the measurements and GPS reading of the area where construction has been caused and tower erected which are as under –

1) Area of construction – 9 mtrs X 9 mtrs

2) GPS reading N 2929617 E 0730694

After obtaining measurements & GPS reading, the forester is saying before, we the Pancha that, as the work of changing status of the said land is pending at the higher level and as there is no status to the said land, it appears that the said land belonged to the Forest Department. The said encroached area falls within the Protected Forest S. No. 34 of Forest Department.

The Accused Mr. Milind D. Jadhav, Addl. Engineer states that, the accused has caused construction and erected Towers by creating papers and the circumstances without obtaining permission of the Forest Department. Therefore, it appeared that construction has been caused and tower has been erected inadvertently and unknowingly. By considering that the land does not belonged to forest department. With reference to the said construction, we the Pancha, have arrived at opinion that the accused has violated provisions of Indian Forest Act.

The said Panchnama has been commenced at 1:00 pm and concluded that it is correct as per the instructions given by us and therefore we have put our signatures hereunder.

Translated by
Mr. Rajesh Sidram Dasa
A Panel Translator of Court of Maharashtra
Appointed by the Hon'ble Principal Dist. & Sessions Judge,
Government of Maharashtra vide Letter No. Dated
Dated This Month Shalivahan Shaka 1943 (Approx. 10)
Language Pair – Marathi to English

TRUE TRANSLATION

MR. RAJESH SIDRAM DASA
Flat / Flat No. 501, Paramount Gardens, Satej, Wardhaman
Email: Dasa@gmail.com, Mobile: 9[illegible]

Place : Mouje Kondle, P. Forest, S. No. 84

Date : 31/03/2011

Before	Before	
Sd/-	Sd/-	Sd/-
(Seal of Forest Range Office) Digha-Jui	Addl. Ex. Engineer Sjil. Project Division Kalyan	Sd/-

Translated by
Mr. Rajesh Sidram Dasa
A Panel Translator of Court of Maharashtra
[illegible]

TRUE TRANSLATION

MR. RAJESH SIDRAM DASA
[illegible]

1) Mr. Ananta Shankar Salgal, Age 54 years, Occupation : Farming, R/at Madoshi, Tal: Bhiwandi

2) Mr. Arjun Madhu Jadhav, Age 60 years, Occupation : Agriculture, R/at : Madoshi, Tal: Bhiwandi

We, the undersigned Panchs are the permanent residents and we have arrived at the high tower constructed adjacent to Ambhai Sagav Tal: Road in S. No. 31, Reserve Forest in Mouje Dighashi in the matter of inquiry at I.C. No. 40/E/2020-21 Dt. 31/3/2021 with the Forester Dighashi and conducted inspection of the present circumstances and prepared Panchanama in writing which is as under :-

Today on 31/3/2021 the Forester Dighashi with staff have found that there is an RCC foundation is constructed at the place of electricity tower erected towards northern side of Ambhai - Sagav Road in S. No. 211 Reserve Forest in village Mouje Dighashi and thus electricity tower has been constructed illegally. so we the Pancha along with the Forest Officer caused inspection by going there on actual site and as the Forester Dighashi asked to the accused Mr. Milind D. Jadhav, Addl. Executive Engineer, S & I. Division Kalyan before us, the Pancha, he said that, the work of 220 KV M/s. Lilo Padgha Wada - Kolshet – Wada Kudus Sub Station transmission line is going on through the Kalyan Division of M/s. Mahapareshan and the construction has been caused after verifying 7/12 extract document of the land owner Mr. Shankar Bagdu Jadhav, R/at Mouje Madoshi, Tal: Bhiwandi and that is what the Engineer of Mahapareshan Mr. Milind D. Jadhav told before us the Pancha. The Forester Dighashi has said that, there are Government Orders issued directing that, in the year 1964 the Forest Department has transferred the said Protected Forest area S. No. 211 for Konna Pakshishetron. Any remark of Forest Department is not there on 7/12 extract. It appears that, on actual land, there are rice fields. There are no shrubs appearing on the said land. The holder is cultivating the said land for farming since many years. While having inspection in the vicinity, it

Translated by
Mr. Rajesh Sidram Dasa
A Panel Translator of Govt. of Maharashtra
Appointed vide Notice of the Panel constituted by the
Government Translators under Article 348 of the Constitution
of India for Marathi, Konkani, Gujarati, Hindi, Urdu &
Language Pair – Marathi to English

TRUE TRANSLATION

MR. RAJESH SIDRAM DASA
Flat No. 601, Parasdeep Co-op. Hsg. Soc., Ltd., Ramji Mandir Road,
Near Oak Bridge, Kalyan (West), Pin – 421301.
Mobile No. 9869[illegible], Email: rajesh[illegible]@gmail.com

appeared that towards east, there is a land possessed by Mr. Mahadu Dagdu Jadhav, having its 7/12 extract with S. No. 65/4 and it appeared that there is one shed and towards West, there is a land possessed by Mr. Mahadu Dagdu Jadhav having its 7/12 extract with S. No. 65/4 and it appeared that there is one shed. Towards South, it appears that there is Ambajogai Road and towards North, there is a land possessed by Mr. Mahadu Dagdu Jadhav, having its 7/12 extract with S. No. 65/4 and it appeared that there is one shed. It appears that there are no structures and towers of Forest Department on the said land.

Before, we the Panchs, the Forester Dighadu had taken the measurements and GPS reading of the area where construction has been caused and tower erected which are as under :-

1) Area of construction 9 mtrs. X 9 mtrs
2) GPS reading N 1919555 E 0730633

After obtaining measurements & GPS reading, the forester is saying before we the Panchs that, as the work of changing status of the said land is pending at the higher level and as there is no status to the said land, it appears that the said land belonged to the Forest Department. The said encroached area falls within the Protected Forest S. No. 211 of Forest Department. The Accused Mr. Milind D. Jadhav Addl. Engineer states that, the Accused has caused construction and erect Towers by verifying papers and the circumstances without obtaining permission of the Forest Department. Therefore, it appeared that construction has been caused and tower has been erected inadvertently and unknowingly by considering that the land does not belonged to forest department. With reference to the said construction, we the Panchs have arrive at opinion that the Accused has violated provisions of Indian Forest Act.

The said Panchnama has been commenced at 11.00 pm. and finished on 1.00 pm. The said Panchanama and confirmed that it is correct as per the instructions given by us and therefore we have put our signatures hereunder.

Translated by
Mr. Rajesh Sidram Dasa
A Panel Translator of Court of Maharashtra
appointed vide G.R. No. ... of the Panel constituted by the Government of Maharashtra vide G.R. No. ... dated ...
Language Pair : Marathi to English

TRUE TRANSLATION

MR. RAJESH SIDRAM DASA
Flat No. 501, Parasnagar Complex, Katraj-Kondhwa Road, Ambegaon Katraj, Pune - 411046
Mobile No. +91 ... Email : ...@gmail.com

Place : Mouje Dighashi, P. Forest & Div. Pune

Date : 31/5/2021

Before	Before	
Sd/-	Sd/-	Sd/-
[Seal of Forest Range Office] Dighashi	Addl. Ex. Engineer Spl. Project Team Kalyan	Sd/-

Translated by
Mr. Rajesh Sidram Dasa
Approved Translator of Court of Maharashtra
Appointed by the Government of Maharashtra vide GR No. Nyayik
2018/ Pra.Kra.8/ Bhasha-1 Date 12th April 2018
Language Pair : Marathi to English

TRUE TRANSLATION

MR. RAJESH SIDRAM DASA
Office : Flat No. 501, Parasdham Gardens, Balaji Nandhave
Road, Dokalwasti, Karve, Pune - 411052
Mobile No. [illegible] Email : rajesh.dasa09@gmail.com

Asstt. Supdt.
O/o A.L.O. (Gen Branch)

Before the Hon'ble Forest Range Officer, Padgha

Statement given by Milind D Jadhav, Additional Executive Engineer (Civil), ... Sub-Division Kalyan, Mahapareshan Co. Ltd.

Sir,

As required by you vide your letter bearing O No Kal/dis-1/Jamin/Varishtha/716 Year 2019-21 Padgha 431 101 Dt 27.9.2019, I Milind D Jadhav Additional Executive Engineer (Civil), Maharashtra Electricity Transmission Co Limited giving statement as under :

That the electric line connecting Lilo 220 kV Padgha - Mada, Kolshet Wada 400 kV Kudus substation has been sanctioned vide M.P.E. 222/Co (hereafter this Department has handed over the survey work of the said electricity line to M/s. Vinayaka Consultancy. Accordingly, the said work was completed in the year 2017. While conducting survey of the work, it appeared that the electric line is passing through village Digheshi, Kunde, Chinchwadi and Sirat. This Department has given clear instructions to this contractor that the way of the proposed electrical line be planned from least forest area rather it can be excluded. As per the letter issued by you as mentioned hereinabove, the work of Tower No. 56 of the proposed electrical line on Forest S. No. 211 in village Mouje Digheshi is completed and the Tower No. 57 in Protected Forest S. No. 74 of village Kamne is also erected.

Accordingly, it is hereby informed to you that, while conducting the survey, we found that the land bearing Survey No. 65/1 out of Protected Forest Survey No. 211 in village Mouje Digheshi is in the name of the occupant i.e. Mr. Mahadev Dagdu Jadhav, survey of Forest Department is not there on 7/12 extract thereof. Therefore, said area was considered as non forest area. Therefore, unadvertently, the Contractor appointed by

Translated by
Mr. Rajesh Sidram Dasa
A Panel Translator of Govt. of Maharashtra
Appointed vide ... by the Panel Constituted by the Government of Maharashtra vide GR No. Nyayiko-...
Language Pair : Marathi to English

TRUE TRANSLATION

MR. RAJESH SIDRAM DASA
B/41, Flat No. 501, Parasmani Gardens, Kalmaj Kondhwa
Pune, Maharashtra, India, Pune - 411048
Mobile No. ... Email: ...

this department has not conveyed to this Department that the said land belonged to Forest Department. Further, the Tower No. 37 falls in Survey No. 34 of Forest Survey and while verifying the said land while conducting survey it appeared that, on 7/12 the said land has been shown in the name of Revenue Department. Verifying the said land, it appears that there are no marks of forest department in the said land. It did not found that the said land is a forest area.

In view of both sides of tower and entries on 7/12 extract, it appeared that, the present status of the said land is agriculture. Therefore, this department has inadvertently considered that the said land is not a forest land and fixed the place of tower. In this regard, there was no deliberate intention to erect towers of line through the forest land.

Therefore, as per the said land, as our department has inadvertently violated rules of forest department in this work, proper decision be taken at your level. Therefore, I am writing and delivering my statement accordingly.

Place : Forest Range Office, Padgha

Date : 4/3/2021

Sd/-

Milind D. Sadhav
Additional Executive Engineer (Civil)
Maharashtra State Transmission Electricity Co. Ltd.

Before
Sd/-
R.F.O. Padgha

Translated by
Mr. Rajesh Sidram Dasa
Sworn Translator at Court of Maharashtra
Appointed vide [illegible]
Government of Maharashtra vide [illegible]
[illegible]
Language Pair : Marathi To English

TRUE TRANSLATION

MR. RAJESH SIDRAM DASA
[illegible]
Email: [illegible]
Mobile No. : [illegible]

MAHATRANSCO

MAHARASHTRA STATE ELECTRICITY TRANSMISSION CO. LTD.

From,
Office of the Executive Engineer,
[illegible]
[illegible]
[illegible]
[illegible]

To,
The Range Forest Officer,
Pathri

LET/No. EE/EHV/PRJ/DN/KLD/T- 2566 /No. 249 Date- 24.[illegible]

Sub: [illegible]

Ref: [illegible]

[illegible]

[illegible]

[illegible]

[illegible]

[illegible]

[illegible]

[illegible]

[illegible]

[illegible]

Vijay B. Awasare
Executive Engineer
EHV Projects Division

[illegible]

वनक्षेत्रपाल पड़वा बाघ कार्यालय

विषय :-

[Logo]

Office of the Forest Range Officer, Padgha

Opposite Rajaai Hospital, Padgha Bhiwandi Road, Telephone No. 0,512-202345

Letter

Subject : **220 KV Padgha-Wada Transmission Line**
Regarding unauthorized construction of towers caused in the Protected Forest area in the village of Mauje Dighashi and Mauje Kunda

C No. Sakasha -1/Jaman/Vrukasha/716 Year 2020-21.
Padgha - 421 101 Date - 25.02.2021

To
The Executive Engineer
Maha. Vidhya High Voltage Department
Kalyan

With reference to the caption, construction of Tower No. 37 in Protected Forest area S. No. 211 in the Padgha Forest Range in village of Mauje Dighashi and Tower No. 36 in Protected Forest area S. No. 54 in village of Mauje Kunda caused without obtaining any prior permission from the Forest Department in the year 2019 – 20 and towers are erected. It has been observed that as the construction has been carried out in the said area without obtaining any prior permission, an offence has been committed by you under Section 33, 63 of the Indian Forest Act, 1927 and Section 2 of the Forest Conservation Act, 1980. The concerned officers/employees under whose tenure the said construction has been caused are hereby informed to remain present in person at 11.30 am. on 02.03.2021 at the Forest Range Office for recording their statement. After recording statements, further action will be taken note of which may be taken.

Sd/-

(Sanjay Dhanwate)
Forest Range Officer
Padgha (S)

Sd/-

Translated by
Mr. Rajesh Sidram Dasa
A Panel Translator of Govt. of Maharashtra
appointed vide No. [illegible] of the Panel maintained by the Government of Maharashtra under GR No. Nyayaka-2014/Pra.Kra.[illegible]/Bhasha-1, dated 27th March, 2015
Language Pair : Marathi to English

TRUE TRANSLATION

MR. RAJESH SIDRAM DASA
Flat No. 601, Paramount Gardenia, Balaji Kondhwa
Road, Off Ambegaon Katraj Pune - 411046
Mobile No. [illegible] Email : [illegible]

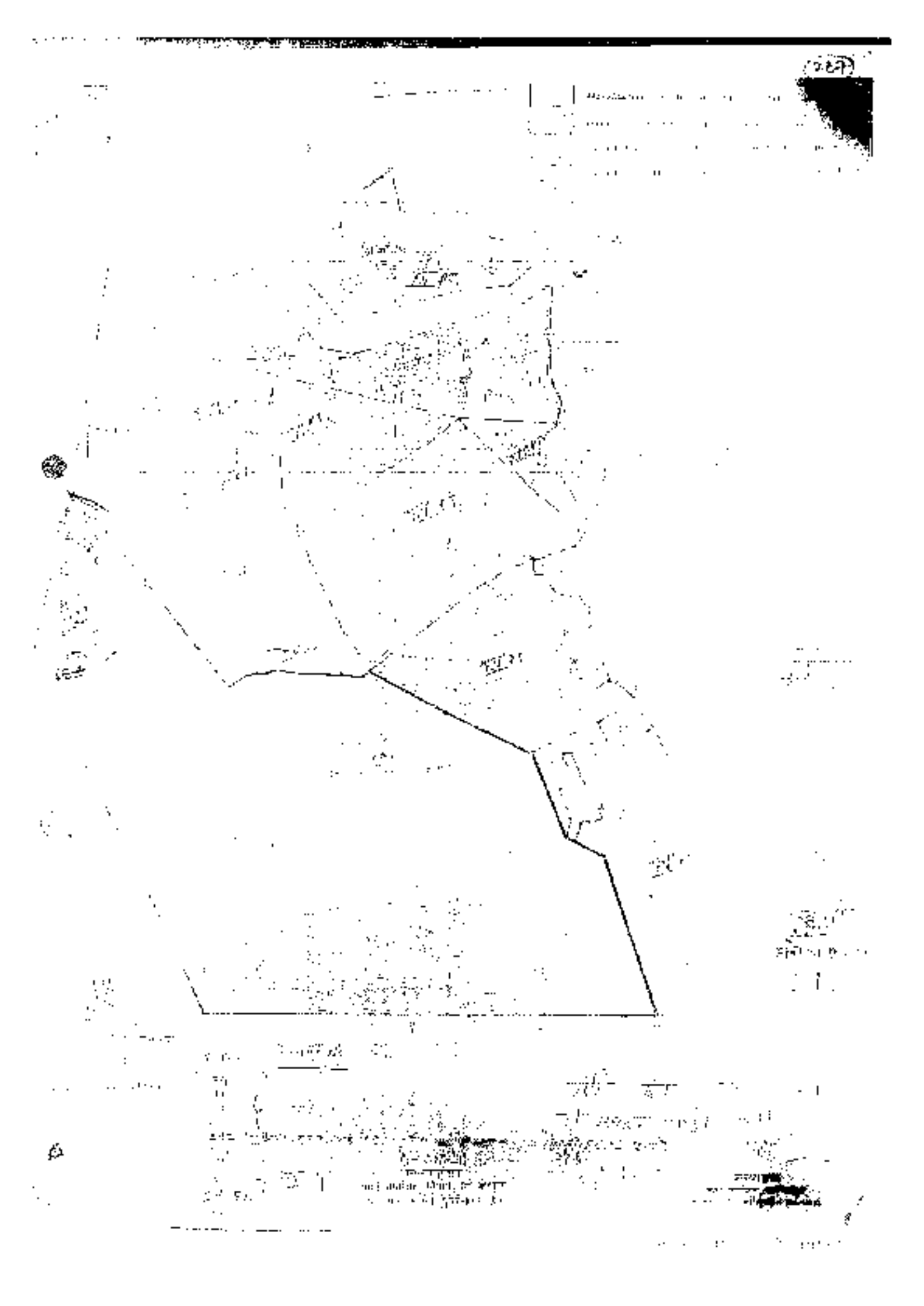

Asstt. Surgn.
2nd S.J.D Coy. Bhiwandi

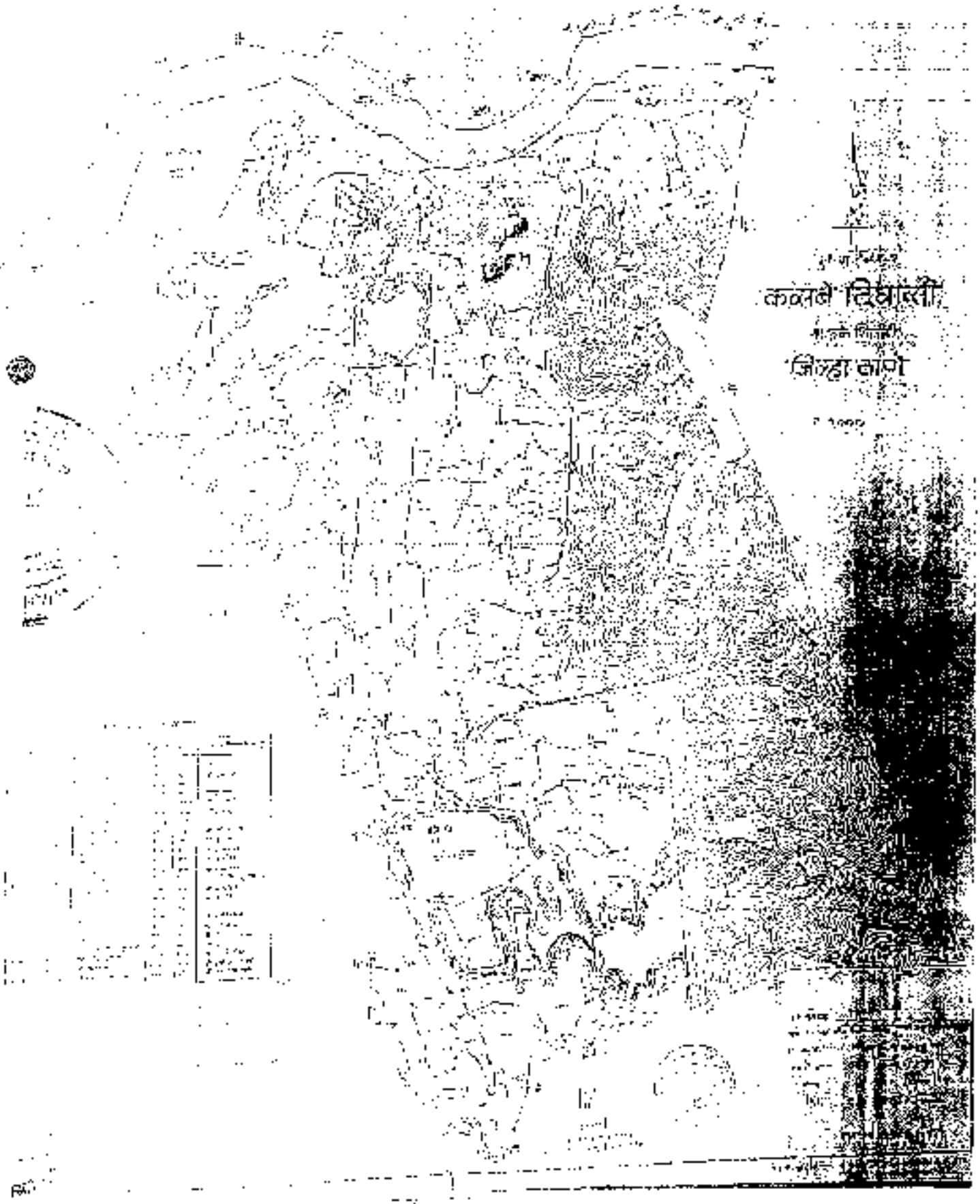
कवलजे दिघारती
जिव्हा काणे

वनक्षेत्रपाल पडघा यांचे कार्यालय

प्रमाणपत्र

[Logo]

Office of the Forest Range Officer, Padgha

Opposite Civil Hospital, Padgha Bhiwandi Road, Telephone No. 02522-202045.

Certificate

This certificate is being issued from the Forest Range Office, Padgha that under the proposal of Diversion of 14.10 ha forest land for construction and laying of 220 KV LILO M/C transmission Line on 220 KV Padgha - Wada and Kolshet-Wada Tr. Line for 400kV Kudus Sub Station passing through Thane District, the Maharashtra State Electricity Transmission Company Limited sought the forest land admeasuring about 14.10 Hect. Area under Section 2 of the Forest (Conservation) Act, 1980. Thus, the forest land as sought by the said project authority was inspection and confirmed that the area sought is forest. Further, tree counting and marking work under the proposal is done and list had been prepared. Therefore, as the project authority has stated in their statement that the violation of section 2 of the Forest (Conservation) Act, 1980 caused as such was caused inadvertently. After consuming the same this certificate is being issued.

Sd/-

(Sanjay Dharwade)
Forest Range Officer
Padgha (S)

Translated by
Mr. Rajesh Sitaram Dasa
a Panel Translator of Govt. of Maharashtra
appointed at Dy. Director of Land Records on the
Commissionerate of Administration for Sub-Ordinate Courts
Vide Notification Dated 1st July 2017 Term 2017
Language Pair - Marathi to English

TRUE TRANSLATION

MR. RAJESH SITARAM DASA
Flat No. 501, Parnakuti Garden, Katrap, Kondhva
Post Office Badlapur, Kalyan, Pune - 421506
Mobile No. [illegible] Email: [illegible]

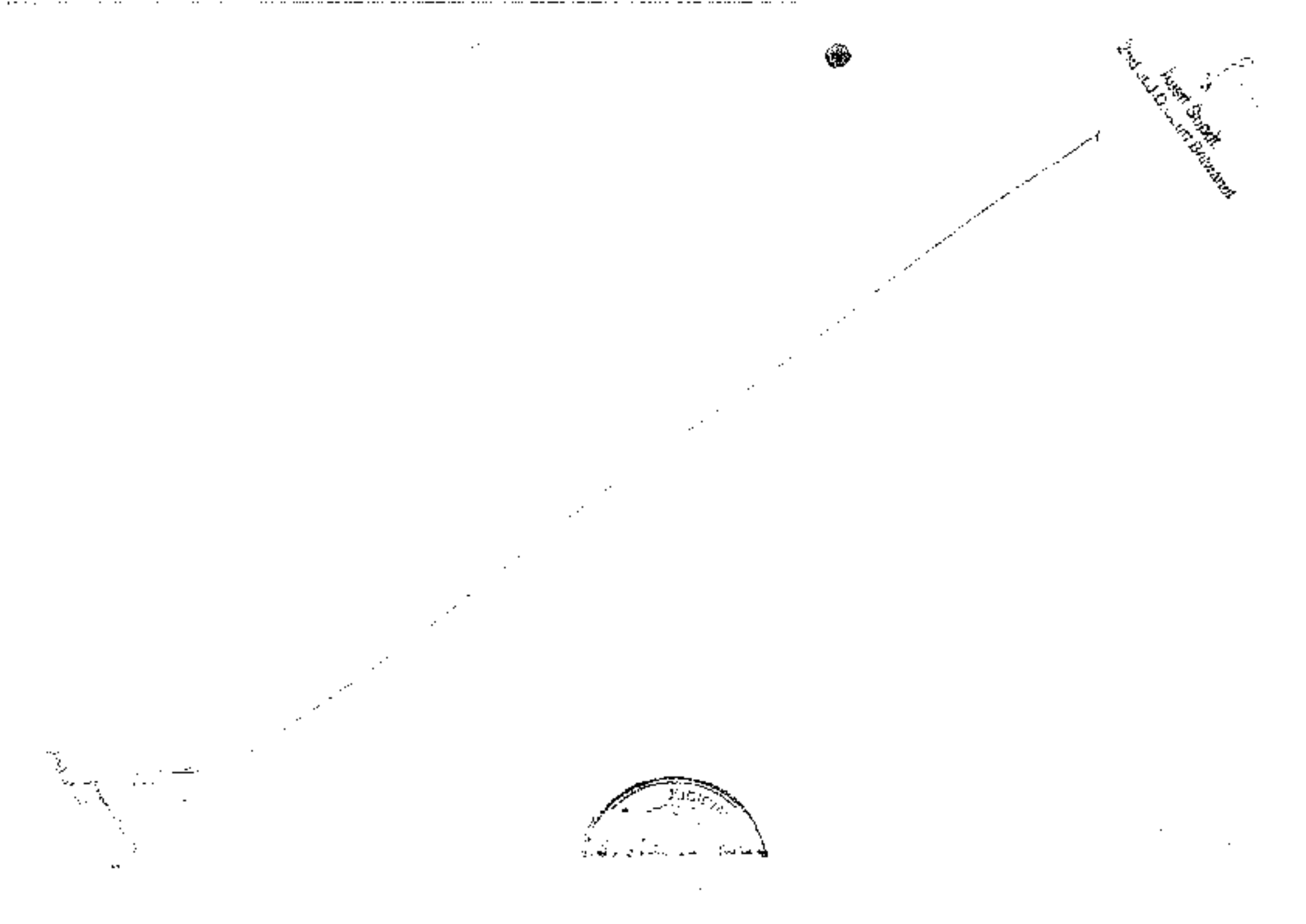

(२८७)

दूरध्वनी क्र. ०२२-२४९०१८१८
Email-dcfthane@gmail.com

महाराष्ट्र शासन
वन विभाग
सहा. वनसंरक्षक भिवंडी (मुख्यालय-ठाणे) यांचे कार्यालय
गरिराज सदन, मोती बंगलोर, गावदेवी मार्ग, मौजा, ठाणे-४०१ ६०१

जा.क्र. सं/वि-१/वन/कार्या-१/ भूई (एच)_/वि.प्र.2024-25 दिनांक : /०३/ मार्च, 2025

प्रति,

Executive Engineer

EHV Project Division, Kalyan

विषय Diversion of 12.0225 Ha Forest Land in favour EHV Project Division, Kalyan for Construction and laying of 220 KV Lilo M/C Transmission Line on 220 KV Padghe Wada & Kolshet Wada D/C Line for 400 KV Kudus Sub station passing through Village Eksal, Chinchivali, Kurde & Dighashi Tal. Bhiwandi Dist. Thane in the state of Maharashtra

संदर्भ १) महाराष्ट्र वन संवर्धन नियम २०२२ नुसार प्रस्ताव क्र. 25/वनसंवर्धन/कार्या-1/कार्या-5559 दि. 21/02/2025

उपरोक्त विषयांकित प्रकरणी कळविणे की, मौजे कुडूस येथील वन संवर्धन अधिनियम 1980 अंतर्गत Diversion of 12.0225 Ha Forest Land in favour EHV Project Division, Kalyan for Construction and laying of 220 KV Lilo M/C Transmission Line on 220 KV Padghe Wada & Kolshet Wada D/C Line for 400 KV Kudus Sub station passing through Village Eksal, Chinchivali, Kurde & Dighashi Tal. Bhiwandi Dist. Thane in the state of Maharashtra याकामाचा नकाशा पाठविण्याबाबत केले प्रस्तावास पत्र (संदर्भ १) अधिनियम 1980 अंतर्गत 3A व 3B प्रस्तावानुसार संबंधी कागदपत्रांची पूर्तता करणेबाबत कळविले आहे.

सदर प्रकरणी सदर वनजमीन तोरंगण वनपरिक्षेत्र कुडूस, ता.भिवंडी, जि.ठाणे, गट क्र. 37 व 35 ची असून वनक्षेत्रात येत आहे, तसेच प्रस्तावित वनजमीनीचे ठिकाणी वनविभागाचे कोणतेही वनहक्काचे दावे प्रलंबित नाही व सदर जमीन वनेतर कामासाठी वापरल्यास वनविभागाचे कोणतेही नुकसान होणार नाही याची खात्री करण्यात आली आहे.

(अमोल निगडे)
सहा. वनसंरक्षक, भिवंडी
(मुख्यालय - ठाणे)

[Logo] [Govt Emblem]

Phone No. 022-25423579 **Government of Maharashtra**

Email : cfthane@gmail.com **Forest Department**

Office of Asst. Conservator of Forest, Bhiwandi (Headquarter - Thane)

Marathon Circle, Lal Bahadur Shastri Marg, Naupada, Thane - 400 602.

C.No. A/Upvn/Van/Mandap/499/San 2024-25 Date – 31st March 2025

To

Executive Engineer

EHV Project Division, Kalwa.

Subject : Diversion of 12.0133 Ha. Forest Land in favour EHV project Division, Kalwa for construction and laying of 220 KV Lilo M/C Transmission Line on 220 KV Padgha Wada and Kolshet Wada Tr. Line for 400 KV Kudus substation passing through village Eksal, Chinchivali, Kundip and Dighashi Tal. Bhiwandi Dist. Thane in the State of Maharashtra

Reference : Letter bearing No. 2578/Mojani/FC-1/1309 Dt. 21/02/2025 issued by the Deputy Conservator of Forest, Thane

As mentioned in the referred letter with reference to the case mentioned hereinabove, it has been informed by the Central Government that action shall be taken as directed under Section 2-A and 3 of the Forest (Protection and Conservation) Act, 1980 in respect of the proposal for demand of forest land made under Forest Conservation Act, 1980, vide Diversion of 12.0133 Ha. Forest Land in favour EHV project Division, Kalwa for construction and laying of 220 KV Lilo M/C Transmission Line on 220 KV Padgha Wada and Kolshet Wada Tr. Line for 400 KV Kudus substation passing through village Eksal, Chinchivali, Kundip and Dighashi Tal. Bhiwandi Dist. Thane in the State of Maharashtra.

In the present case, attested copies of the papers pertaining to the tender for said work, technical and administrative approvals, work commencement orders, agreement and the period of commencement of work on Tower No. 37 and 38, the period of erection of the Tower and the name and posts of the officers supervising the work of the Tower as well as the measurements taken before conducting work in the forest area alongwith supporting documents and all relevant documents be submitted to this office with top priority.

Sd/-

(Amol Chavan)

Assistant Conservator of Forests

(Headquarter - Thane)

FREE TRANSLATION

Translated by

Mr. Rajesh Sidram Dasa

A Panel Translator of Govt. of Maharashtra

Appointed vide Order of the Hon'ble Court of Judicature at the Government of Maharashtra vide G.R. No. Translation 2018/Pra.Kra.23/Bhashantar, Dated 1st March, 2021

(Language Pair : Marathi To English)

MR. RAJESH SIDRAM DASA

Flat No. 403, Paramount Gardens, Katraj, Pune

Email: [redacted] Mobile No. [redacted]

महा ...प्रेषण

CIN No.U40109MH2005GOI153646

महाराष्ट्र राज्य विद्युतपारेषणकंपनीमर्यादित

प्रेषक,

कार्यकारीअभियंता यांचेकार्यालय,

...

...

पिनकोड-४२१ ३०१,

ई मेल-...@...

जा.क्र. ...

दिनांक - 26 MAR 2025

प्रति,

मा. जिल्हाधिकारी ठाणे

मुख्यालय ठाणे जिल्हाधिकारी

जिल्हा ठाणे ४००६०२.

उप-विभागीय ... कार्यालय
भाडवी, ठाणे.
जावक क्रमांक
दिनांक 2/3/2025
शाखा

विषय :-Division of 12.0225 ha Forest Land in favour EHV Project Division Kalyan for construction and laying of 220 KV M/C Transmission Line on 220 KV Padgha Wada & Kalsekar Wada Tr Line for 400 KV kudus sub station passing through village Eksal, Chinchivali, Kundo & Dighoshi tal Bhiwandi Dist Thane in the state of Maharashtra

संदर्भ :- १) कार्यकारीअभियंता,२२०... यांचेकडील पत्र क्र.२४/वनमोजणी/एनजीए/5559 दि.२७/०३/२०२४

२) उ.वि.अ.भा/उपविभाग भाडवी/वनक्षेत्र/४४ सन २०२४-२५ दि.१०/१२/२०२४

३) ...

संदर्भीय पत्र क्र. १ नुसार, आपणास असे कळविण्यात येते की, टॉवर क्र.१७ व २८ या ...

...

चुकीस क्षमा असावी.

(अजय ...)
कार्यकारी अभियंता,
...
...

प्रत सविनय सादर:

...

प्रत सादर

...

[Logo] [Logo] [Logo]

Mahapareshan

CIN NO. U40109MH2005SGC156618

Maharashtra State Electricity Transmission Company Limited

From,

Office of the Executive Engineer

E.H.V. Project Department, Kalyan, Tejashree Building, 2nd Floor,

Intunget Station Karnak Road, M.S.E.T. Co. Limited, Kalyan (E) Dist. Thane.

Pin Code No. 421 301

Email- ee7620@mahatransco.in

O. No: Ka.Na./Vi.Ta./Kalyan/Tantrik/ 02352 Date :- 26 MAR 2025

To,

Assistant Conservator of Forest Bhiwandi
Headquarter, Thane Office,
Maruti Bhuvan, Lal Bahadur Shastri Marg, Road
Naupada, Thane. 400602.

Sub-Divisional Forest Officer Office
Mangaon, Thane
Received Number
Date 31 3 2025
Branch

Subject :- Diversion of 2.0750 Ha. Forest Land in favour of EHV project Division, Kalyan for construction and laying of 220 KV Lilo M/C Transmission Line on 220 KV Padgha Wada and Kolshet Wada (I) Line on 400 KV Kudus substation passing through village Ekasal, Chanderwali, Kambe and Dighashi Tal. Bhiwandi Dist. Thane in the state of Maharashtra.

References :-

1. Letter of Deputy Conservator of Forests, Thane bearing O. No. 15/Ek/Anjani/FDA/3039 Dt. 21/02/2025
2. O.No.Ka./Upa/Vi.Ta./Mandani/459/Year 2024-25 Dt. 10th March 2025
3. O.No.Ka.Na./Vi.Ta./Kalyan/Tantrik/ 1926 Date :- 25.03.2025

As per the letter referred at Sr. No. 3 hereinabove it is hereby intimated to you that the construction and erection work of Tower No. 37 and 38 was carried out under the supervision of the supervisor Mr. Amol Palpal of the Contractor Company viz. M/s Bhoj Power Project Ltd. 306, 3rd Floor, Mani Chambers, Behind Central Hamida Bhavan, Bhiwandi, Pune - 421 302.
Submitted for higher action.

Sd/-
(Ajay V. Arhawale)
Executive Engineer
M. S. E. T. Co. Ltd
E.H.V. Project Division Kalyan

Copy handed submitted to
Superintending Engineer E.H.V. Project Circle Kalyan
Copy submitted to :-
Additional Executive Engineer S.D.I. Sub-Division Kalyan

Translated by
Mr. Rajesh Sidram Dasa
A Panel Translator of Govt. of Maharashtra
Appointed vide G.R. No. HOM-2016/CR-69/LAN-1 dated 10th October 2016 and Renewal Dated 17th March 2021
Language Pair : Marathi & English

TRUE TRANSLATION

MR. RAJESH SIDRAM DASA
Flat No. 501, Parmanand Garden, Ranaji Nandivale
Road, Dahanukar Wadi, Pune - 411004
Mobile No. 7350014058 Email : rajeshdasa.87@gmail.com

Project Name: Diversion of 2.0025 ha forest land for construction & laying of 220 KV LILO MC transmission line on 220 KV Padghe-Wada & Kolshet-Wada ckt. line to 400 KV Kudus substation passing through Thane District.

VIOLATION REPORT

Sr No	Object	Particulars
1	Name of Agency	Maharashtra State Power Gen. Transmission Company Limited.
2	Name of Project	Diversion of 2.0025 ha forest land for construction & laying of 220 KV LILO MC Transmission line on 220 KV Padghe-Wada & Kolshet-Wada ckt. line to 400 KV Kudus substation passing through Thane District.
3a	Whether the project is under EGS or Plan	No.
3	Location/Compt No a) Village b) Taluka c) District	Shown in Acq. Statement (Revised) of village Tiksal, Chuchavali, Kunde & Ghigholi, Bhiwandi Thane
4	No and date of Technical Sanction	MBR NO 112/2001 17.11.2010
5	No and date of Administrative approval Period of work on Forest land	MBR NO 112/2001 17.11.2015 2018-2019
6	a) Date of starting work b) Date of Stopping Work	Loc No 37 – 23-03-2018 Loc No 38 05-04-2018 Loc No 37 – 11-05-2018 Loc No 38 23-04-2018

Sr No	Item	Location	Forest Land involved in Ha.	Extent of violation of Forest Land	Amount Sanction on the item started	Amount of violation on item No. 2	Remarks
1	2	3	4	5	6	7	8
1	220 KV LILO MC transmission line on 220 KV Padghe-Wada & Kolshet-Wada ckt. line to 400 KV Kudus S/S.	Loc. No. 37 Loc No 38	1.0025 Ha	0.015876 Ha. 0.0056 Ha.	4187298.02 5510041.82	4487298.02 5510041.82	
	Total		1.0025 Ha	0.021476 Ha	10876580.00	10876580.00	

S

Sr No	Name of Work	Quantity	Expenditure	Proposed work done
1	Execution of 220 KV D/C Tower Foundation & Laying of 220 KV D/C HTLS ACSR conductor on 220 KV Padghe-Wada & Kudus-Wada Ckt. in Dist. Thane for 400 KV Kudus sub-station passing through Thane District.	Total 2 No of Towers erected on foundations	10087580/-	0 (Nil)

9 Name of Officers responsible for violation.

Name of the Officer	Designation	Period of violation
Shri T P Wasale	Addl Executive Engineer	2018-2021

10 Whether the violation case fit in the criteria in G.R. No Revenue and Forest Department No. FLD-1089/CR-475 Part-2-10 dated 21/09/1991.

a) If yes at which para :- No.

11 If not, Why :- As the case is of transmission line proposal

12 Action proposed by the agency against the officer responsible for violation

Name of the Officer	Designation	Action Taken
Shri T P Wasale	Addl. Executive Engineer	Transferred to HVDC Padghe Substation

It is certified that the information in forgoing paras is verified by me and found to be correct.

Place: Thane
Date: 7/ /2021

(VIJAY AWARE)
Executive Engineer
EHV Project Division, Kalyan.

Executive Engineers
M.S.E.T. Co. Ltd.
E.H.V. Project Dn. Kalyan

(294)

13. **Remarks of Deputy Conservator of Forests**

After verification of the documents submitted by the user agency for the proposed project, it has been noticed that, the violation is done for the Construction and laying of 220 KV LILO MVT Transmission Line on 220 KV Padghe Wadi & Kalher Wadi Feeder for 400 KV Kudus Sub Station passing through Thane District. The violation was done, the project authority is ready to compensate in terms of Penal Compensatory Afforestation, Penal Net Present Value if diverted as per Non Class I as directed by Government of India

Place : Thane

Date : 15/07/2022

Deputy Conservator of Forests
Thane Forest Division
Thane

Deputy Conservator of Forests
Thane Forest Division, Thane

14. Remarks of Chief Conservator of Forests

Chief Conservator of Forests
Thane Forest Division
Thane

15. Remarks of the Principal Chief Conservator of Forests

Principal Conservator of Forests
Maharashtra State
Nagpur

Violation Note

DETAILS & NECESSITY OF PROJECT ALONGWITH BENEFITS.

NSETCL (Government of Maharashtra undertaking company) has proposed to take up the work of construction of 220 KV Padghe-Wada & Kudus-Wada transmission line, Taluka Ulhasnagar, Maharashtra State vide order NO. 113/26 DT. 19.11.2016. The proposed requires diversion of 1.2029 Ha forest area in Kakad, Chinchavali, Kumbe & Dighashi Villages under Section-2 of the Forest (Conservation) Act -1980. Therefore the laying of transmission line forest clearance from Ministry of Environment, Forest & Climate Change (GOI) is required.

BENEFITS OF PROJECT :

1. Strong & reliable source of 400 KV source will be made available for Mumbai & Suburban area.
2. Strengthening of Power supply to commercial capital of India by providing continuous and reliable power supply.
3. It helps to create the concept of zero load shedding of Maharashtra.
4. 24X7 availability of Power Supply/Electricity.
5. Diversion of sustainable power supply to all industries and farmers hence enhancing the GDP of Maharashtra.
6. It provides stability to voltage of Mumbai region.

While doing execution of the violation has been done at two locations i.e. loc. no. 37 having area 0.019676 Ha. Survey No. 54 Part, Village- Kumbe & loc. no. 38 having area 0.02536 Ha. Survey No. 211 4A, Village- Dighashi, the total hector of violation is 0.041-79 Ha. The violation was done in the year 2018-2019.

As verification was done on the field/locations & there were no tree involved in the area. The violation has been done unknowingly & not with any other intention or purpose. In this matter, We have taken action against **Mr. T.P. Warule** Addl. Executive Engineer, Thane Project Subdivision-II Kalyan and transferred him to HVDC Padghe substation.

In this regards we agree for any penal action against violation by forest authority.

(VIJAY L. WARE)
Executive Engineer
EHV Project Division
Kalyan.

Place: Kalyan.
Date: / /2022

(296)
76

Tel No. 022-25424301
Telefax
e-mail - acfthane@gmail.com
dyclubengg@mahaforest.gov.in

Government of Maharashtra
Forest Department

Deputy Conservator of Forests, Thane Office

Mansion No. 16, 1st Floor, Behind Shastri Nagar, Bhagoji Theta - 400 602

Name of Project - **Diversion of 42.0225 Ha Forest Land for Construction and laying of 220 KV LILO M/C Transmission Line on 220 kV Padghe Wada & Kolshet Warla Tr.line for 400 KV Kudus Sub Station passing through Thane District.**

Calculation of Penalty Charges against Violation done in the 220 KV LILO M/C Transmission Line on 220 KV Padghe Wada & Kolshet Warla Tr.line for 400 KV Kudus Sub Station

Construction of 2 Nos. of Towers erected on forest land at Village Kunde and Dighashi Tal Bhiwandi & Dist. Thane

Details of Violation Area

S.No.	Item of Work	Year	Area involved (Ha.)
1	Construction of Tower at Loc No. 37	2018-19	0.001876
2	Construction of Tower at Loc No. 38	2018-19	0.0259
	Total		0.041476

Calculation Chart

S. No.	Item of Work	Year	Area (Ha.)	Rate	Amount
1	Construction of Towers	[illegible]	[illegible]	[illegible] proposed Compensatory Afforestation cost [illegible]	[illegible]

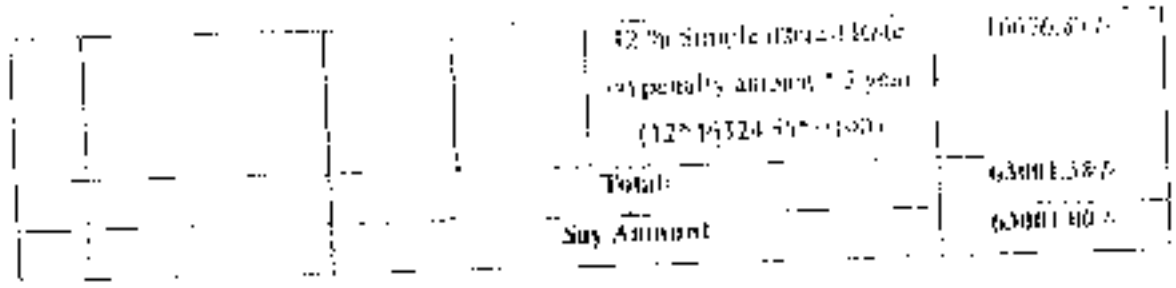

It is also certified that the amount of Rs. 630118/- (Six Lakh Thirty Thousand and One Rupees Only) is recommended for Penalty against violation done as per the guidelines under F.C. Act, 1980 and MoEF & CC's letter No. F.No.11-27/2013-FC(A) Dated 10/01/2018 and as per FCA Handbook Para No. 1.2(iii) a, b.

(Swapnil Nerlekar)
Deputy Conservator of Forests
Thane Forest Division, Thane

(98)
77A

220 KV Padghe-Wada & Kolshet-Wada tr.line - 12.0225 Ha.

Penalty charges for Violation

Year	Area (Ha.)	NPV rate /Ha	Penal amount
2018-19	0.041476	12% interest	46324.54
2019-20	0.041476	12% interest	5558.95
2020-21	0.041476	12% interest	5558.95
2021-22	0.041476	12% interest	5558.95
Grand Total			63001.38

Penal Amount for violation = 46324.54*12% /100 5558.945328

(४१)

महाराष्ट्र

CIN NO.U40100MH2005GOI153646

महाराष्ट्र राज्य विद्युत पारेषण कंपनी मर्यादित

प्रेषक,

कार्यकारी अभियंता यांचेकार्यालय,

उ.उ.वा प्रकल्प विभाग, कल्याण, रोजरी कंपाउंड, २ रा मजला,

आग्रोळी मैदान, कल्याण शिळ रोड, म.रा.वि.वा.क मर्यादित,कल्याण (प) जि.ठाणे ,

Phone no ८२१ २०१,

E-mail-ee7b20mahatrans.co.in

जा.क्र. का.अ./उवावा.वि/बल्याण/तांत्रिक/ 0 1 3 2 8 दिनांक : 25 MAR 2025

प्रति,

सहा.वनसंरक्षक भिवंडी

मुख्यालय ठाणे कार्यालय

मॅरेथॉन सर्कल,लालबहादूर शास्त्री मार्ग

नौपाडा ठाणे.४००६०२.

कार्यालयाचा व पोहोची दिनांक
संदर्भ क्रमांक
आवक क्रमांक
दिनांक 25/3/2025
वेळ

विषय --Division of 12.0225 ha.Forest Land in favour EHV Project Division Kalyan for construction and laying of 220 KV M/C Transmission Line on 220 KV Padghe Wada & Kolshet Wada Tr. Line for 400 KV kudus sub station passing through village Eksal,chinnchvali, kunde & Dighashi tal. Bhiwandi Dist Thane in the state of Maharashtra

संदर्भ :-१)सहायकसंरक्षक,ठाणे यांचेकडील पत्र क्र.२५/४/मोजणी/एफसी ७/७५५९ दि.२१/०२/२०२५

२ मा.क.अ./उपविअ/मोजणी/४९९ /सन २०२४-२५ दि.१०मार्च,२०२५

वरील संदर्भ कलेल्या विषय व संदर्भानुसार सदर विषयांकित प्रकरणाकडिता आपल्या कार्यालयाने कागदपत्र सादर करण्यास सांगितले आहे. तरि आपल्या निर्देशानुसार सदर कागदपत्र खालीलप्रमाणे सादर करत आहे

१ लिखित: लिखित व करारनामा सोबत जोडण्यात आलेले आहे

२: तांत्रिक व प्रशासकीय मजुरी :

i)Letter of award for supply of material सोबत जोडण्यात आलेले आहे.

ii)Letter of award for erection + civil portion जोडण्यात आलेले आहे

iii)Purchase order/work order copy for supply of material सोबत जोडण्यात आलेले आहे

iv)Purchase order/work order copy for erection+civil portion सोबत जोडण्यात आलेले आहे

v)Site handing over letter सोबत जोडण्यात आलेले आहे

३ लोकेशन क्रमांक ७६ व ८८ चे मध्ये सुरु असलेल्या मोजणीची : लोकेशन क्र ७६ चे foundation casting 11.9.2018 रोजी व लोकेशन क्र ८८ चे foundation casting चे काम 24.8.२०१८ रोजी पूर्ण झालेले आहे.

४. टॉवर उभारण्याचा कालावधी: टॉवर क्र.२७ च्या erection चे काम ३.११.२०१९ रोजी व टॉवर क्र.३८ च्या erection चे काम २०.१.२०२० रोजी पूर्ण झाले

५) टॉवरचे कामावर नियंत्रण ठेवणारे अधिकारी : दिनांक २७.०४.२०१८ ते २४.०२.२०२१ या कालावधी मध्ये टॉवर क्र.३७ व ३८ च्या कंत्राटकालासाठी काम करणारे नियंत्रण अधिकारी खालीलप्रमाणे.

I) श्री सुधीर नाबले अति. कार्यकारी अभियंता अ.उ.दा प्रकल्प उपविभाग कल्याण. कालावधी.१३.०६.२०१७ ते १९ ते २०१८.

II) श्री.भारत चौगुले, अतिरिक्त कार्यकारी अभियंता स्पेशल हेड उपविभाग कल्याण, कालावधी.२८.०२.२०१८ ते २४.०२.२०२१

६) टॉवरचे कामावर नियंत्रण ठेवणारे अधिकारी : दिनांक २७.०४.२०१८ ते २४.०२.२०२१ या कालावधी मध्ये टॉवर क्र.३७ व ३८ च्या कंत्राटकालासाठी काम करणारे सनियंत्रण अधिकारी खालीलप्रमाणे.

I) श्री आप्पासाहेब देवका कार्यकारी अभियंता.अ.उ.दा.प्रकल्प विभाग कल्याण, कालावधी. २७.०४.२०१८ ते ०२.०९.२०१८.

II) श्री.विजय आव्हाड, कार्यकारी अभियंता,अ.उ.दा.प्रकल्प विभाग कल्याण, कालावधी. २८.०९.२०१८ ते २४.०२.२०२१.

६.जमीनीवर काम करण्यापूर्वी घ्यावयाच्या आवश्यक उपाययोजना बाबत अनुपालनाचा कालदर्शकाचा साक्षांकित प्रति.

i) प्रस्तावित टॉवर उभारणीच्या कामाकरिता वनविभागाकडे अधिकृत प्रस्ताव सादर करावा लागतो,त्याप्रमाणे सदरच्या कामाचा वनप्रस्ताव हा पर्यावेश पोर्टलवरही FP/MP/TRANS/30/50/2017 या ID द्वारे १/११/२०१७ रोजी upload करण्यात आला व त्या प्रमाणे सदरच्या वनप्रस्तावाची कागदपत्र hardcopyमध्ये जमा करण्यात आली व त्या संदर्भातील कागदपत्र जोडलेली आहेत

ii) वनविभागाच्या अधिकाऱ्यांबरोबर केलेल्याचा स्थळ पाहणीचा अहवाल सोबत जोडला आहे

iii) DCFच्या चर्चेप्रमाणे स्थळ पाहणीचा अहवाल सोबत जोडला आहे

iv) DCFच्या सोबत CCF च्या सांघ्यासाठे सादर केलेला अहवाल सोबत जोडला आहे

v) CCFच्या पत्री APCCF नागपूर यांना केलेला अहवाल सोबत जोडला आहे

पुढील कार्यवाहीसाठी सादर.

(अक्षय ना.आव्हाले)
कार्यकारी अभियंता,
अ.उ.दा.प्र.कल्याण,
२८.३ का उपविभाग कल्याण

सहायक (पहिल्या प्रमाणे) दाखल क्र ९ ते २०३)

प्रति सविनय सादर.

अधीक्षक अभियंता अ.उ.दा प्रकल्प मंडळ कल्याण

प्रतीलाय/

अधीक्षक अभियंता अ.उ.दा.प्रकल्प मंडळ कल्याण

[Logo] [Logo] [Logo]

Mahapareshan

CIN NO: U10209MH2005GOI155645

Maharashtra State Electricity Transmission Company Limited

From,

Office of the Executive Engineer

A.U.D Project Department, Kalwan Tejashree Building 1st Floor,

Bhangar Maidan Karnak Road, M.S.E.T.C.L Limited Kalwan (E) Dist. Thane.

Pin Code No. 421 501

Email: ee760@mahatransco.in

O. No. Ko.A./AUDnPro./Kalwan/ Tamulki/ 01528 Date :- 25 MAR 2025

To,

Assistant Conservator of Forest Bhiwandi

Headquarter Thane Office,

Maratha Circle, Lal Bahadur Shastri Marg, Road

Naupada Thane 400601.

Sub Divisional Forest Officer Office
Bhiwandi Thane
Received Number
Date 28 3 2025
Branch

Subject :- Diversion of 11.0219 Ha. Forest Land in favour of EHV project Division, Kalwan for construction and laying of 220 KV Vide (D/C) Transmission Line on 220 KV Padgha Wada and Kolshet Wada Tr. Line for 400 KV Kudus Ambernath passing through village Ekasal, Chowkhavali, Runde and Dagdashet Tal. Bhiwandi Dist. Thane in the state of Maharashtra.

Reference :-

1. Letter of Deputy Conservator of Forest, Thane bearing O. No. 22/B/Mujang, FCA/3539 Dt. 21/02/2025
2. O.No. Ko.A. Upa/Vi/Tanki/Mandkam, 499/Year 2024 - 25 Dt. 20th March, 2025

As per the caption and reference mentioned hereinabove your office has directed to furnish papers in the said matter. Therefore, as per your directions following papers are being furnished.

1. Tender :- Tender and Agreement are enclosed herewith.
2. Technical and administrative approval

   i. Letter of award for supply of material enclosed herewith.
   ii. Letter of award for erection – civil portion enclosed herewith.
   iii. Purchase order / work order copy for supply of material enclosed herewith.
   iv. Purchase order / work order copy for erection – civil portion enclosed herewith.
   v. Site handing over letter enclosed herewith.

3. Duration of commencement of Tower Nos. 1 and 24 :- The foundation casting work of Tower No. 37 completed on 11.3.2025 and the foundation casting work of Tower No. 38 completed on 27.4.2025.

Translated by

Mr. Rajesh Sidram Dasa

A Panel Translator of Govt. of Maharashtra

Appointed vide No. T/T/Panel/Corrs/2021/1 dated 27th January 2021

Language Pair – Marathi to English

TRUE TRANSLATION

MR. RAJESH SIDRAM DASA

Flat No. 501, Parmeshwar Gardens, Nalraj Kondhwa

Road, Gokulnagar, Katraj, Pune – 411046

Mobile No. 9503169650 Email: rajeshdasa83@gmail.com

4 Period of erection of tower : The work of erection of Tower No 37 completed on 5.11.2019 and the work of erection of Tower No 38 completed on 20.1.2020

5 All Officers who have supervised the tower work : The Controlling Officers for the work of construction of Tower No 37 and 38 during the period 27.04.2015 to 24.02.2021 are as under –

I) Mr Tushar Vatule, Additional Executive Engineer, EHV Project Sub-Division Kalwa Duration 14.06.2017 to 22.07.2018

II) Mr Bharat Chongide, Additional Executive Engineer, Special Team, Sub-Division Kalyan Duration 23.07.2018 to 24.07.2021

SE) Officers who have supervised the tower work : The Controlling Officers for the work of construction of Tower No 37 and 38 during the period 27.04.2015 to 24.02.2021 are as under

I) Mr Jagannath Devba Ruptekke, Executive Engineer, EHV Project Sub-Division Kalwan Duration 27.04.2015 to 02.05.2018 ,

II) Mr. Vijay Jadhav, Executive Engineer, EHV Project Sub-Division Kalwan Duration 26.05.2018 to 24.02.2021

6. Attested copies of papers in respect of caution taken before working in forest area.

i) Authorized proposal required to file with the Forest Department for proposed erection of tower. In this work the Forest Proposal has been uploaded on 2/11/2017 on Parivesh Portal vide ID no. FP/MH/TRANS/30/60/2017 and accordingly papers of said forest proposal are deposited in hardcopy and papers pertaining thereto are enclosed herewith.

ii) Spot Inspection Report conducted with the officers of Forest Department enclosed herewith

iii) Spot Inspection Report conducted by DCF enclosed herewith

iv) Report furnished by DCF Thane to CCF Thane enclosed herewith

v) Report furnished by DCF Thane to APCCF Nagpur enclosed herewith

Submitted for further action

Sd/-
(Ajay V. Athawale)
Executive Engineer
M.S.E.T. Co. Ltd
EHV Project Division, Kalyan

Enclosures : As above Page (Sr. 1 to 50)

Copy hereto submitted to

Superintending Engineer, EHV Project Circle Kalwa

Copy submitted to

Additional Executive Engineer, S & L Sub-Division Kalwan

TRUE TRANSLATION

Translated by
Mr. Rajesh Sidram Dasa
Certified Translator, Govt. of Maharashtra
Appointed vide Order No. [illegible] dated [illegible]
Certified that the above is a true translation of the document in Marathi

MR. RAJESH SIDRAM DASA
B.A., Flat No. 501, Permanent Gardens, Katrap-Kondhwa Road, Undri, Pune - 411060
Mobile No. [illegible] Email: [illegible]

दूरध्वनी क्र. 022-25421373
Site-pcfmaharashtra@gmail.com

महाराष्ट्र शासन
वन विभाग
प्रति, उपसंरक्षक वनसंरक्षक (मुख्यालय-ठाणे) यांचे कार्यालय
वन भवन, सर्व्हे नं. ४८, पोखरण रोड नं. २, ठाणे (प.) ४००६०२

वा.प्र. प्रादेशिक/अंतर्गत/EHV -१८८ /सन २०२४-२५ दिनांक - १७ मार्च, २०२५

प्रति,

Executive Engineer

EHV Project Division, Kalyan

विषय : Diversion of 12.0225 Ha. Forest Land in favour EHV Project Division, Kalyan for Construction and laying of 220 KV Lilo M/C Transmission Line on 220 KV Padghe Wada & Kolshet Wada Tr. Line for 400 KV Kudus Sub station passing through Village Eksal, Chinchavali, Kunde & Dighashi Tal. Bhiwandi Dist. Thane in the state of Maharashtra

संदर्भ : उप वनसंरक्षक, ठाणे यांचेकडील पत्र क्र. 25/प्रादेशिक/एफसीए/ 5553 दि. 21/02/2025

उपरोक्त विषयांकित प्रकरणी संदर्भाधीन नमूद केलेप्रमाणे वन संवर्धन अधिनियम 1980 अंतर्गत Diversion of 12.0225 Ha. Forest Land in favour EHV Project Division, Kalyan for Construction and laying of 220 KV Lilo M/C Transmission Line on 220 KV Padghe Wada & Kolshet Wada Tr. Line for 400 KV Kudus Sub station passing through Village Eksal, Chinchavali, Kunde & Dighashi Tal. Bhiwandi Dist. Thane in the state of Maharashtra करणेकामी मागणी प्रस्तावास केंद्र शासनाने वन (संरक्षण एवम संवर्धन) अधिनियम 1980 कलम 2A व 2B नुसार [illegible] मंजुरी करणेसाठी प्रस्ताव सादर करणेत आला होता.

प्रस्तुत प्रस्तावाचे वनजमीन निर्लेखन, प्रतिपूरक वनीकरण मंजुरी, कब्जाबाबत आदेश, करारनामा व दोनच्या कलम क्र. 37 व 38 चे शर्तीचे पूर्तता करणेची, तसेच वनसंरक्षक अलिबाग व ठाणे यांचेकडील कार्यालय स्तरावरील देणेकामी लागणारी रक्कम भरणेची जबाबदारी प्रस्तावकर्ता यांची राहील. प्रस्तावातील नियमित आदेश अधीनस्त कार्यालयास स्वतंत्रपणे निर्गमित करणेत येतील. प्रस्तावातील इतर सर्व शर्ती व अटींचे पालन करणेत यावे.

(अजय पिसाळ)
सहा. वनसंरक्षक, भिवंडी
(मुख्यालय - ठाणे)

[Logo] [Govt. Emblem]

Phone No. 022-25825135 **Government of Maharashtra**

Email : acfbhivandi@gmail.com **Forest Department**

Office of Asst. Conservator of Forest, Bhivandi (Headquarter Thane)

Marathon Circle, Lal Bahadur Shastri Marg, Naupada, Thane - 400 602.

O.No. 34/Dpe/WLeA/Mandva/499/San 2024-25 Date : 29th January 2025

To,

Executive Engineer

EHV Project Division, Kalyan

Subject : Diversion of 12.0255 Ha Forest Land in favour EHV project Division, Kalyan for construction and laying of 220 KV Lilo M/C Transmission Line on 220 KV Padgha Wada and Kolshet Wada Tr. Line for 400 KV Kudus Substation passing through village Asai Chanchivali, Kambe and Dighashi Tal Bhivandi Dist Thane in the State of Maharashtra

Reference : Letter bearing No. 25/5/Mojani/FC-1/3539 Dt. 22/01/2025 issued by the Deputy Conservator of Forest, Thane.

As mentioned in the referred letter with reference to the case mentioned hereinabove it has been informed by the Central Government that action shall be taken as directed under Section 2(a) and 3(d) of the Forest (Protection and Conservation) Act 1980 in respect of the proposal for demand of forest land made under Forest Conservation Act 1980 vide Diversion of 12.0255 Ha Forest Land in favour EHV project Division, Kalyan for construction and laying of 220 KV Lilo M/C Transmission Line on 220 KV Padgha Wada and Kolshet Wada Tr. Line for 400 KV Kudus Substation passing through village Asai Chanchivali, Kambe and Dighashi Tal Bhivandi Dist Thane in the State of Maharashtra.

In the present case attested copies of the papers pertaining to the tender for said work, technical and administrative approvals, work commencement order, agreement and the period of commencement of work on Tower No. 37 and 38, the period of erection of the Tower and the name and posts of the officers supervising the work of the tower as well as the measurements taken before conducting work in the forest area alongwith supporting documents and all relevant documents be submitted to this office with first priority.

Sd/-

(Amol Churate)

Assistant Conservator of Forest

(Headquarter - Thane)

[Logo]

Translated by

Ms. Rajesh Sidram Dasa

A Panel Translator of Govt. of Maharashtra

appointed vide Order No. [illegible] of the Panel constituted by the Government of Maharashtra vide G.R. No. [illegible] dated 27th March 2021

Language Pair : Marathi to English

TRUE TRANSLATION

MR. RAJESH SIDRAM DASA

Room / Flat No. 501, Permanent Classic, Pooja Kondhon

Road, Dahisar (East), Mumbai, Pune - 411045

Mobile No. [illegible] Email : [illegible]

Chronology of tower violation case with respect to construction of LILO on 220 kv Padghe Wada and Kolshet Wada for Kudus s/stn

Sr no	Particular	Date
1	Letter of award for supply of material to executing agency	11.1.2018
2	Letter of award for Erection + Civil work to executing agency	11.1.2018
3	Purchase order Erection + Civil work to executing agency	3.5.2018
4	Purchase order for supply of material to executing agency	27.8.2018
5	Handing over of site	1.2.2018
6	1st Online proposal uploaded in Parivesh Portal with 9.4 Ha of forest	9.11.2017
7	Joint site inspection carried out by RFO Padghe and ACF Thane	25.1.2018
8	Date of casting for tower location 38	27.4.2018
9	Date of casting for tower location 37	11.5.2018
10	Joint site inspection carried out by DCF Thane	7.8.2018
11	Proposal moved from DCF to CCF	14.8.2018
12	Collector Thane informed forest to take over land comes under Dighashi to RFO Padghe	3.1.2019
13	Proposal moved from CCF to APCCF	4.4.2019
14	Date of tower erection location 37	3.11.2019
15	Date of tower erection location 38	20.1.2020
16	Reonline submission by newly appointed agency with 14.50 ha 6.8.2020 of forest	5.8.2020
17	During scrutiny of proposal forest violation observed and RFO Padghe informed SE, EHV Project, Division, Kalyan to send concern for reporting	24.2.2021
18	Due to transfer of concern Addl.S.I.Dn.Kalyan, Addl EE, S&I, SDn Kalyan has been sent for further reporting to RFO Padghe	4.3.2021
19	Forester Informed Addl.EE S&I to present at Bhiwandi Court	12.4.2024

Executive Engineer
M.S.E.T. Co. Ltd
E.H.V. Proj. Circle, Kalyan

LIST OF DOCUMENTS

Annexure	Particular	Page no
I	Tender document and agreement copy	
i	Agreement copy	1-5
ii	Tender document	6-265
II	Technical and Administrative sanction copies	
i	letter of award for supply of material	266-268
ii	Letter of award for erection and civil portion	269-270
iii	Purchase order copy for supply of material	271-275
iv	Purchase order copy for erection and civil portion	276-286
III	Site handing over letter	287
IV	Documents regarding date of foundation casting and erection for tower location 37 and 38	288
	Joint measurement sheet for location 37 and 38 for foundation casting work	289
i	Month wise quantity abstract for tower erection work for location 37 and 38	290
V	Correspondence regarding initial forest online proposal, hardcopy submission and movement of proposal from DCF to CCF	
i	Uploading of online proposal	291
ii	Submission of hard copy of proposal	292
iii	Joint Inspection report with forest officer Mandvi	293-294
iv	Joint inspection report with honorable DCF Thane	295-297
v	Submission of proposal from honorable DCF Thane to CCF Thane	298-299
vi	Instructions from honorable DCF Thane to correct forest area involved in part I	300
vii	Correction done as per instructions from EE, DHV, Project, Division, Kalyan	301
viii	Submission of proposal from honorable CCF Thane to APCCF Nagpur	302-303

Executive Engineer

TECHNICAL AND ADMINISTRATIVE SANCTION COPIES.

1. LETTER OF AWARD FOR SUPPLY OF MATERIAL
2. LETTER OF AWARD FOR ERECTION AND CIVIL PORTION
3. PURCHASE ORDER/ WORK ORDER FOR SUPPLY OF MATERIAL
4. PURCHASE ORDER/ WORK ORDER FOR ERECTION AND CIVIL PORTION
5. SITE HANDING OVER LETTER

Executive Engineer
M.S.E.B. Co.Ltd.
E.H.V. Proj. Dn.,Kalwa

MAHATRANSCO

MAHARASHTRA STATE ELECTRICITY TRANSMISSION CO. LTD

(CIN No.U40109MH2005SGC153646)

From
The Chief Engineer,
Design, Contract & Monitoring Dept.
Plot no C-19, 'E' Block, Prakashganga,
Bandra – Kurla Complex,
Bandra (East), Mumbai – 400 051
Tel: 022-2659 5124(O)/ 022-2659 5163
Fax: 022-2659 3587
E-mail : cedcm@mahatransco.in

To,
M/s. RNC Power Projects Ltd.,
Plot no. 61, Sweet Shivaji Housing Society, off
Senapati Bapat Rd. Shivajinagar,
Pune-411 016
[illegible]@yahoo.co.in

Ref No.MSETCL/CO/DCM/O&T/TKC-I/71-1718/Supply/RNC-594 Date: 13.01.2018

Sub: Award of Contract for turnkey construction of LILO on 220kV Kolshet-Wada & 220kV LILO on Padghe-Wada line for 400kV Kudus Sstn. (Route Length 7 Kms), against SRM e-tender no T-1718 (RFx No. 6000000253) under Vashi Zone.
- **Letter of Award for supply of materials thereof.**

Ref: 1) SRM Tender No. T-1718/MSETCL/CO/DCM/O&T/TKC -I (RFx No. 6000000253)
2) Your offer against subject tender, opened on 28.08.2017

* * *

Dear Sirs,

In connection with the above subject, we are pleased to inform you that, your offer for turnkey construction of LILO on 220kV Kolshet-Wada & 220kV LILO on Padghe-Wada line for 400kV Kudus S/stn. (Route Length 7 Kms), against SRM e-tender no.T-1718 (RFx No. 6000000253) under Vashi Zone has been accepted for the supply portion as per details below: -

Sr. No.	Description of works	Final Price quoted inclusive of all taxes and duties.
1	LILO on 220kV Kolshet-Wada & 220kV LILO on Padghe-Wada line for 400kV Kudus S/stn. (Route Length 7 Kms), against SRM e-tender no.T-1718 (RFx No. 6000000253) under Vashi Zone	Rs.14,37,61,667.00

(Rs. Fourteen Crore Thirty Seven Lakh Sixty Four Thousand Six Hundred Sixty Seven Rupees Only).

The activity schedule for payment eligibility for 95% supply (including insurance) from the date of handing over of line profile for supply of material for turnkey construction of above line is enclosed herewith.

Executive Engineer
[illegible]
[illegible]

306

It may please be noted that the scope shall also include supply of all equipments / materials which are not specifically listed in your offer but are necessary in order to meet the requirements of the line as per tender specifications in all respects.

Detailed terms and conditions will be as per the tender specifications, amendment thereof, your offer, clarifications thereon and contract agreement being executed shortly. The work of above line has to be completed within 09 (Nine) months (including rainy season) from the date of handing over of line profile.

You are requested to: -

1) Intimate the acceptance of this LoA within 10 days from receipt.
2) Submit bar chart within 10 days from the date of receipt of LoA, indicating all activities for completion of the project.
3) Submit price schedule with detailed break up of unit rate (ex-works price and GST rate) within 10 days from receipt of LoA.
4) Complete the formalities like furnishing of Performance Bank Guarantee as per Clause No. 8.0 of Section-II of Book-I in prescribed format within 30 days from the date of receipt of LoA, so that the contract agreement can be finalized early.
5) M/s. BNC Power Projects Ltd shall submit the invoice as per GST regulation.

Encl: Activity Schedule.

Thanking you,

Yours faithfully,

(Rajendra L. Gaikwad)
Chief Engineer (D.C&M)

Copy submitted:

1) The Chairman & Managing Director, MSETCL, Mumbai.
2) The Director (Projects), MSETCL, Mumbai.

Copy for action:

1) The C.E., EHV Projects cum O&M Zone, MSETCL, Vashi
2) The C.E., C.O., Civil, MSETCL, Mumbai.
3) The Chief General Manager (F&A), MSETCL, Mumbai.

Copy to:

1) The G.M. (F&A-III), MSETCL, Mumbai – This is as per the Draft LOA pre-audited vide no. GM (F&A-III) O/W No. 08 dt.08.01.2018
2) The S.E., (S&C/Civil), MSETCL, Mumbai.
3) The S.E., EHV Project Circle, MSETCL, Vashi
4) The S.E., EHV Civil O&M Circle, MSETCL, Vashi
5) The S.E., TCC, MSETCL, Vashi.
6) The S.E., PMD, MSETCL, Mumbai
7) The S.E., (P.H.D), MSETCL, Mumbai
8) The E.E., EHV Project Division, MSETCL, Kalyan

Executive Engineer
EHV Project Div., Kalyan

(269)
(307)

STANDARD ACTIVITY SCHEDULE FOR PAYMENT MILESTONES

NAME OF LINE : 1(1)0 in 220kV Kolghar-Wada & 220kV 1(1)0 on Padghe-Wada line for 400kV Stn.
(Route Length 1 Kms), under Vashi Zone.

COMPLETION PERIOD = 19 MONTHS

Sr. No.	ACTIVITY	Schedule for completion of activities from date of LOA		Remarks/ Hold points for payments
		Commencement	Stipulated period of completion	
1	Submission of performance B.G. in lieu of S.D		Within 60 days	
2	Work order, rectification of scope of work, establishment of site office and mobilisation of agency	After 5 days	Within 45 days	
3	Signing of contract agreement	After 10 days	Within 30 days	
4	Trial pits and inspection of same	After 7 days	Within 15 days	
5	Preliminary & Detailed Survey	After 10 days	Within 60 days	
6	Check survey	After 10 days	Within 30 days	
7	Approval of finalised A/Stock survey & trial pits	After 15 days	Within 45 days	
8	Preparation of drawings of towers, stubs templates	After 7 days	Within 30 days	
9	Issuance of tiff drawings for execution by MSETCL	After 35 days	Within 75 days	Copy of trial pits report duly approved by Engineer in Charge be furnished
10	Collection of drawings by Contractor	5 days	15 days	
11	Preparation of shop drawings	15 days	45 days	
12	Photo triangulation, assembly of towers, submission of call for inspection (if applicable)	After 30 days	Within 60 days	
13	Photo inspection	After 37 days	Within 75 days	
14	Supply of stub & pitch setting templates	After 20 days	Within 60 days	Stipple to be effected within 15 days after approval of check survey
15	Tower foundation	After 30 days	Within 105 days	All the sites minimum 10 locations per month
16	Supply of tower material	After 60 days	Within 90 days	The foundation should have been tested for tower under supply. The towers to be supplied on per tower basis within 15 days of casting of foundation.
17	Erection of tower	After 80 days	Within 180 days	30% tower foundations should be completed. Erecting 6 to 10 nos. per month.
18	Supply of conductor, earthwire, insulators for accessories towers & conductor reconductoring & overhead Hardware	After 90 days	Within 180 days	Contractor's confirmation about complete erection of towers of equivalent route length is ready for stringing.
19	Stringing of line	After 99 days	Within 240 days	Atleast 30% of towers should have been erected. Progress @7.5 KM/Month
20	Miscellaneous works (fixing of tower accessories, river pilling etc.)	After 180 days	Within 210 days	
21	Inspection, testing & commissioning of line	After 180 days	Within 270 days	

Notes:

1	Contractor may execute the erection works ahead of schedule dates. In such an event the schedule date for supply of corresponding materials would be revised accordingly and such supplies will become eligible for payments.
2	The contractor shall supply the material as per actual requirement only as certified by Engineer-in-Charge after check survey & duly approved by Engineer-in-Charge. No additional weightage will be accorded to any item finally executed by Engineer-in-Charge.
3	The contractor has to supply the material prior to schedule delivery period mentioned in the schedule. All the above dates are to be approved / fixed in the period subject to satisfactory conditions of site / power.

Executive Engineer
M.S.E.T.Co. Ltd.
E.H.V. Project Dn. Kalyan

(2649)
(308)

MAHATRANSCO

MAHARASHTRA STATE ELECTRICITY TRANSMISSION CO. LTD

(CIN No.U40109MH2005SGC153646)

From	To,
The Chief Engineer,	M/s. BNC Power Projects Ltd.,
Design, Contract & Monitoring Dept.	Plot no. 67, Shree Shivaji Housing Society, off
Plot No.C-19, "E" Block, Prakashganga,	Sanjivni Bapat Rd. Shivajinagar,
Bandra - Kurla Complex,	Pune-411 016
Bandra (East), Mumbai - 400 051.	bncheadoffice@bncinfra.co.in
Tel: 022-2659 5126(O)/ 022-2659 5103	
Fax: 022-2659 8587	
E-mail : cedcmd@mahatransco.in	

Ref.No.MSETCL/CO/DC&MD&T/TKC-I/T-1718/ETC/BNC395 Date: 11.01.2018.

Sub: Award of Contract for turnkey construction of LILO on 220kV Kolshet-Wada & 220kV LILO on Padghe-Wada line for 400kV Kudus S/stn. (Route Length 7 Kms), against SRM e-tender no.T-1718 (REx No. 6000000253) under Vashi Zone.
– Letter of Award for Erection+Civil portion thereof.

Ref: 1)SRM Tender No. T-1718/MSETCL/CO/DC&M/Dec17/TKC-I. (REx No. 6000000253)
2) Your offer against subject tender, opened on 28.08.2017

***

Dear Sirs,

In connection with the above subject, we are pleased to inform you that, your offer for turnkey construction of Award of Contract for turnkey construction of LILO on 220kV Kolshet-Wada & 220kV LILO on Padghe-Wada line for 400kV Kudus S/stn. (Route Length 7 Kms), against SRM e-tender no.T-1718 (REx No. 6000000253) under Vashi Zone has been accepted for the erection+civil work including foundation portion as per details below –

Sr. No.	Description of works	Final Price quoted inclusive of all taxes and duties.
1	LILO on 220kV Kolshet-Wada & 220kV LILO on Padghe-Wada line for 400kV Kudus S/stn. (Route Length 7 Kms), against SRM e-tender no.T-1718 (REx No. 6000000253) under Vashi Zone.	ETC - Rs. 4,97,08,437.00 Civil - Rs. 2,29,26,896.00 Total- Rs.7,26,35,333.00

(Rs. Seven Crore Twenty Six Lakh Thirty Five Thousand Three Hundred Thirty Three Rupees Only).

It may please be noted that the scope of E+C portion shall also include erection, testing and commissioning of equipments/materials which are not specifically indicated in your offer

Executive Engineer
E.H.V. Project Dn., Kalyan

but are necessary in-order to meet the requirements of the line as per tender specifications in all respects.

Detailed terms and conditions will be as per the tender specification, amendments thereof, your offer, clarifications thereon and contract agreement being executed shortly. The work of above line has to be completed within 09 (Nine) months (including monsoon) from the date of handing over of line profile.

You are requested to -

1) Intimate the acceptance of this LoA within 10 days from receipt
2) Submit bar chart within 10 days from the date of receipt of LoA, indicating all activities for completion of the project
3) Submit price schedule with detailed break up of unit rate into ex-works price and GST rates within 10 days from receipt of LoA.
4) Complete the formalities like furnishing of Performance Bank Guarantee as per Clause No 8.0 of Section-II of Book-I in prescribed format within 30 days from the date of receipt of LoA, so that the contract agreement can be finalized early
5) M/s BNC Power Projects Ltd., Pune shall submit the invoice as per GST regulation.

Thanking you,

Yours faithfully,

(Rajendra L. Gaikwad)
Chief Engineer (D,C&M)

Copy s.w.r.to:

1) The Chairman & Managing Director, MSETCL, Mumbai.
2) The Director (Projects), MSETCL, Mumbai.

Copy f.w.r.to:

1) The C.E., EHV Projects cum O&M Zone, MSETCL, Vashi
2) The C.E., C.O., Civil, MSETCL, Mumbai.
3) The Chief General Manager (F&A), MSETCL, Mumbai.

Copy to:

1) The G.M. (P&A-II), MSETCL, Mumbai --This is as per the Draft LOA pre-audited vide no. GM(P&A-II) O/W No. 08 dt.06.01.2019
2) The S.E., (S&C/Civil), MSETCL, Mumbai.
3) The S.E. EHV Project Circle, MSETCL, Vashi.
4) The S.E. EHV Civil CCM Circle, MSETCL, Vashi.
5) The S.E., TCC, MSETCL, Vashi.
6) The E.E., (PMC), MSETCL, Mumbai
7) The E.E., (PTC), MSETCL, Mumbai
8) The E.E., EHV Project Division, MSETCL, Kalyan

Executive Engineer
M.S.E.T.C.L.
E.H.V. Project Div., Kalyan

MAHARASHTRA STATE ELECTRICITY TRANSMISSION CO.LTD.

(CIN : U40109MH2005SGC153646)
(STU LICENSE NO. 39 DATED 16/07/2007)
MSETCL, DESIGN, CONTRACT & MAINTENANCE (STU) CIRCLE, HAL, BANDRA, MUMBAI - 400051
PHONE : 022 2659 0766 , FAX- 022 2659 0766 , TEL - 022 2659 5166

Web : www.mahatransco.in

PURCHASE WORKS ORDER

Release Date : 27.08.2018 07:00:00

O No.:	8000001797
To:	RNS POWER PROJECTS LTD. (4000076211)
GSTIN:	27AAECR5590R1Z0
Your Office :	, PUNE , , H-27/28,Village Dehgaon, , ,
Dy. :	PUNE
District :	
State Code :	41
State :	Maharashtra
Tel. No. :	8793560161
Fax No. :	
Email :	mohanmahajan@rnspune.com

SUPPLY PORTION:-Turnkey construction of LILO on 220kV Kolshet-Wada & 220kV LILO on Kal -Wada line for 400kV Kudus S/stn. (Route Length 7 Km.) Tender No. T-1718 (RFx No. 8000001253)

Works Price is including 0% labour welfare cess.

Executive Engineer
MSETCL Ltd.
E.H.V. Project Dn.,Kalyan

HEADER SHEET

Sr. No / Item No.	Item Code / (IBSV/SAC)	Description	Unit	Quantity	Unit Price	Total Amount
1	5100000038 (7308200110)	Fab, Galvg, Supply of Towers Mtl-Type	MT	937.62	192,498.54	54,599,582
2	5100000039 (7308200300)	Galvanised Materials w/ Washers	MT	29.89	184,999.66	5,561,750
3	3000045640 (7308200150)	DANGER BOARD	EA	400.00	336.12	13,445
4	3000000465 (8310009000)	NUMBER PLATE FOR 400 KV	EA	36.00	980.44	35,900
5	3000000472 (8310009000)	Phase Identification Plate	EA	184.00	452.26	83,256
6	3000003466 (8310009000)	CAUTION PLATE FOR 400 KV	EA	910.00	466.47	424,613
7	3000003467 (7326909010)	Anti Climbing Device for Barbed Wire	EA	2910.00	3,204.26	9,323,173
8	3000006622 (8536909190)	765 KV Spacer cum Damper	EA	4,301.00	1,166.40	5,017,166
9	3000010330 (8546909190)	1100 kV Spacer for Twin Bundle	EA	14,000.00	1,317.69	18,448,660
10	3000006615 (7326909990)	SSN 1050 Accessories (Item) - 0.4 ACSR Zebra	PA	255.00	3,132.75	798,851
11	3000006629 (7326909990)	SSN 1050 - 0.4 ACSR Zebra	EA	32.00	3,093.75	98,999
12	3000031400 (7326909990)	SSN 1050 - 0.4 ACSR Zebra	EA	1,800.00	3,482.94	6,269,292
13	3000010430 (7326909990)	SSN 1050 - 0.4 ACSR Zebra	EA	800.00	2,978.45	2,382,760
14	3000009536 (7606929010)	0.4 ACSR Zebra Conductor	KM	400.00	33,760.64	13,504,256
15	3000009925 (7606929990)	MS Spacer Damper Twin - 0.4 ACSR Zebra	EA	600.00	1,013.50	607,950
16	3000009924 (7308909490)	Repair Sleeves - 0.4 ACSR Zebra	EA	25.00	936.93	23,423
17	3000029980 (7616999990)	T.A. Bolt - 0.4 ACSR Zebra	EA	255.00	1,697.65	432,777
18	3000029004 (7326909990)	Vibration Damper - 0.4 ACSR Zebra	EA	500.00	917.16	458,579
19	3000000785 (8544210300)	765 kV Twin Disc Insulator Set/Pole	Set	9.00	60,012.67	540,114
20	3000003791 (7326909990)	765 kV Twin Earthwire Suspension Clamp	EA	100.00	777.15	77,715
21	3000000792 (7326909990)	765 kV Twin Earthwire Tension Clamp	EA	90.00	756.27	68,065
22	3000001791 (7616999990)	Mid Span Compression 765 kV Twin Earthwire	EA	3.00	188.94	567
23	3000013795 (7326909990)	765 kV Twin Disc Flexible Jumper Bundle	EA	90.00	676.52	60,887
TOTAL						99,146,926

NINE CRORE NINETY FOUR LAKH SIX THOUSAND ONE HUNDRED TWENTY FIVE Rupees TWENTY Paise

Executive Engineer
M/s [illegible] Ltd.
E.H.V. Project Ckt., Kalyan

TAX ANALYSIS

1	[illegible]	[illegible]	[illegible]	[illegible]	[illegible]	[illegible]	
2	[illegible]	[illegible]	[illegible]	[illegible]	[illegible]	[illegible]	
3	[illegible]	[illegible]	[illegible]	[illegible]	[illegible]	[illegible]	
4	[illegible]	[illegible]	[illegible]	[illegible]	[illegible]	[illegible]	
5	[illegible]	[illegible]	[illegible]	[illegible]	[illegible]	[illegible]	
6	[illegible]	[illegible]	[illegible]	[illegible]	[illegible]	[illegible]	
7	[illegible]	[illegible]	[illegible]	[illegible]	[illegible]	[illegible]	
8	[illegible]	[illegible]	[illegible]	[illegible]	[illegible]	[illegible]	
9	[illegible]	[illegible]	[illegible]	[illegible]	[illegible]	[illegible]	
10	[illegible]	[illegible]	[illegible]	[illegible]	[illegible]	[illegible]	
11	[illegible]	[illegible]	[illegible]	[illegible]	[illegible]	[illegible]	
12	[illegible]	[illegible]	[illegible]	[illegible]	[illegible]	[illegible]	
13	[illegible]	[illegible]	[illegible]	[illegible]	[illegible]	[illegible]	
14	[illegible]	[illegible]	[illegible]	[illegible]	[illegible]	[illegible]	
15	[illegible]	[illegible]	[illegible]	[illegible]	[illegible]	[illegible]	
16	[illegible]	[illegible]	[illegible]	[illegible]	[illegible]	[illegible]	
17	[illegible]	[illegible]	[illegible]	[illegible]	[illegible]	[illegible]	
18	[illegible]	[illegible]	[illegible]	[illegible]	[illegible]	[illegible]	
19	[illegible]	[illegible]	[illegible]	[illegible]	[illegible]	[illegible]	
20	[illegible]	[illegible]	[illegible]	[illegible]	[illegible]	[illegible]	
21	[illegible]	[illegible]	[illegible]	[illegible]	[illegible]	[illegible]	
22	[illegible]	[illegible]	[illegible]	[illegible]	[illegible]	[illegible]	
23	[illegible]	[illegible]	[illegible]	[illegible]	[illegible]	[illegible]	

LONG TEXT

Sr. No / Item No.	Item Code	Description	Long Description
1	5000000019	Tub, Service Supply Or Town Slim-1X4"	
2	5000000039	G.I. Earthed Nuts/Bolts with Washer	
3	5000004556	DANGER BOARD	
4	5000005665	MOUNTING ARRANGEMENT FOR TOWER	
5	5000007777	Phase Identification Plate	
6	5000035466	THIMBLE EYE FOR STUB FOR TOWER	
7	5000036067	Anti Climbing Device with Barbed Wire	
8	5000037777	70KV Auto Cut Out Insulator	
9	5000038140	52KV Auto Cut Out Insulator	
10	5000038414	ACSR Conductor (Dog) - 0.4 Sq.cm Zebra	
11	5000040201	Disc Insulator 0.4 ACSR Zebra	
12	5000041440	STAY WIRE 0.4 ACSR Zebra	
13	5000041619	DISC INSULATOR 0.4 ACSR Zebra	
14	5000041716	0.4 ACSR Zebra Conductor	
15	5000042821	Mid Span Compression Joint 0.4 ACSR Zebra	
16	5000042825	Repair Sleeve 0.4 ACSR Zebra	
17	5000042861	P.G. Clamp 0.4 ACSR Zebra	
18	5000042862	Vibration Damper 0.4 ACSR Zebra	
19	5000042865	9.5 mm HG Steel Earthwire	
20	5000042891	7/3.15 mm Earthwire Suspension Clamp	
21	5000042892	7/3.15 mm Earthwire Tension Clamp	
22	5000042893	7/3.15 mm Earthwire Mid Span Compression Joint	
23	5000042895	7/3.15 mm Low Flexible Earthwire Bond	

Executive Engineer
[illegible] Co. Ltd.
S.H.V. Project Dn., Kalyan

DISPATCH INSTRUCTION

1	1	9090909019	7620 EHV Const Division Kalyan 2nd Floor, Kalyan Thane 421301	7620 Add SDN KALYAN	51,000
2	2	9890808859	7620 EHV Const Division Kalyan 2nd Floor, Kalyan Thane 421301	7620 ADD SDN KALYAN	19,000
3	3	9870647359	7620 EHV Const Division Kalyan 2nd Floor, Kalyan Thane 421301	7620 ADD SDN KALYAN	46,000
4	4	9004025651	7620 EHV Const Division Kalyan 2nd Floor, Kalyan Thane 421301	7620 ADD SDN KALYAN	46,000
5	5	9869091217	7620 EHV Const Division Kalyan 2nd Floor, Kalyan Thane 421301	7620 ADD SDN KALYAN	184,000
6	6	9049010469	7620 EHV Const Division Kalyan 2nd Floor, Kalyan Thane 421301	7620 ADD SDN KALYAN	91,000
7	7	9080619657	7620 EHV Const Division Kalyan 2nd Floor, Kalyan Thane 421301	7620 ADD SDN KALYAN	30,000
8	8	9004003221	7620 EHV Const Division Kalyan 2nd Floor, Kalyan Thane 421301	7620 ADD SDN KALYAN	4,121,691
9	9	9819811491	7620 EHV Const Division Kalyan 2nd Floor, Kalyan Thane 421301	7620 ADD SDN KALYAN	4,001,269
10	10	9890808815	7620 EHV Const Division Kalyan, 2nd Floor, Kalyan Thane 421301	7620 ADD SDN KALYAN	225,000
11	FF	9819818829	7620 EHV Const Division Kalyan 2nd Floor, Kalyan Thane 421301	7620 ADD SDN KALYAN	63,000
12	12	9819218401	7620 EHV Const Division Kalyan 2nd Floor, Kalyan Thane 421301	7620 ADD SDN KALYAN	749,000
13	13	9819819119	7620 EHV Const Division Kalyan 2nd Floor, Kalyan Thane 421301	7620 ADD SDN KALYAN	37,000
14	14	9890803136	7620 EHV Const Division Kalyan 2nd Floor, Kalyan Thane 421301	7620 ADD SDN KALYAN	33,000
15	15	9819818421	7620 EHV Const Division Kalyan 2nd Floor, Kalyan Thane 421301	7620 ADD SDN KALYAN	90,000
16	16	9819819122	7620 EHV Const Division Kalyan 2nd Floor, Kalyan Thane 421301	7620 ADD SDN KALYAN	33,000
17	17	9819819818	7620 EHV Const Division Kalyan 2nd Floor, Kalyan Thane 421301	7620 ADD SDN KALYAN	231,000
18	18	9819819861	7620 EHV Const Division Kalyan 2nd Floor, Kalyan Thane 421301	7620 ADD SDN KALYAN	504,000
19	19	9890819883	7620 EHV Const Division Kalyan 2nd Floor, Kalyan Thane 421301	7620 ADD SDN KALYAN	91,000
20	20	9819819791	7620 EHV Const Division Kalyan 2nd Floor, Kalyan Thane 421301	7620 ADD SDN KALYAN	46,000
21	21	9819819791	7620 EHV Const Division Kalyan 2nd Floor, Kalyan Thane 421301	7620 ADD SDN KALYAN	92,000
22	22	9890808211	7620 EHV Const Division Kalyan 2nd Floor, Kalyan Thane 421301	7620 ADD SDN KALYAN	3,000
23	23	9819819211	7620 EHV Const Division Kalyan 2nd Floor, Kalyan Thane 421301	7620 ADD SDN KALYAN	92,000

Executive Engineer
E.H.V. Project Dn, Kalyan

MAHARASHTRA STATE ELECTRICITY TRANSMISSION CO.LTD.

(CIN : U40109MH2005SGC153646)
GSTIN: 27AABCM2939G1ZZ
MSETCL, DESIGN, CONTRACT & MONITORING, PLOT NO. D-9, BLOCK-BKC, BANDRA (EAST)-400 051.
FAX: 022 2659 0769, TEL: 022 2659 5800

www.mahatransco.in

PURCHASE/WORKS ORDER

Release Date : 30/05/2019 [illegible]

PO No.: [illegible]

To,
GSTIN:
Cont. Person :
City : PUNE
District :

Pincode :
State :
Tel. No.
Fax No. :
Email :

EXECUTION PORTION:-Turnkey construction of LILO on 220kV Kolhlet-Wada & 220kV LILO on Kolhlet-Wada line for 400kV Kudus S/stn. (Route Length 7 Kms), against SRM e-tender no. [illegible] (IFx No [illegible]) under Vasai Zone

Labour Welfare cess @1% is included in Ex-Works rate.

EXECUTIVE ENGINEER
M.S.E.T.C.L.
E.H.V. Project Dn., KONKAN

HEADER SHEET

Sl. No. / Item No.	Item Code (HSN/SAC No.)	Description	Quantity	Unit Price	Total Amount
24	30000[illegible]597	CHECK Detector-6 Sensor	9.00 km	13,451.11	121,553
25	(9985[illegible])				
26	30000[illegible]350	CHECK Duct Sensor	9.00 km	5,491.60	49,424
27	(9954[illegible])				
28	39000[illegible]037	3[illegible]-Way Valve, 20-Section, Sol.	2,290.00 ***	244.25	559,240
29	(9964[illegible])				
30	30000[illegible]039	Discharge Pipe-A Solenoid Actuated Sol	11,010.00 ***	366.31	4,033,077
31	(9964[illegible])				
32	30000[illegible]038	Pressure Pipe-Plug Manual Reset	2,740.00 ***	175.9[illegible]	482,037
33	(9954[illegible])				
34	30000[illegible]01	Pressure Switch Duct Mount	4,420.00 ***	1,308.[illegible]	5,784,9[illegible]
35	(9954[illegible])				
36	30000[illegible]041	Pressure Gauge Panel Face Mounting	1,240.00 ***	1,302.39	2,761,936
37	(9954[illegible])				
38	30000[illegible]42	Flow Switch Paddle Type	405.00 ***	6,061.15	2,454,9[illegible]
39	(9954[illegible])				
40	30000[illegible]290	HF Cabling Conduit (CMS)	5,670.00 ***	2,[illegible]05	11,2[illegible]
41	(9954[illegible])				
42	30000[illegible]520	Pipe Steel Schedule 40 Galvanized Pipe	350.00 MT	78,[illegible]42	27,[illegible]
43	(9954[illegible])				
44	30000[illegible]294	HF Cabling Conduit (CMS)	7.00 EA	6,[illegible]21	48,[illegible]
45	(9954[illegible])				
46	30000[illegible]04	HF Cabling Conduit (CMS)	19.00 EA	1,[illegible]1.99	[illegible]
47	(9954[illegible])				
48	30000[illegible]045	HF Cabling Conduit (CMS)	5,018.00 MT	6,[illegible]5.72	[illegible]
49	(9954[illegible])				
50	30000[illegible]061	CMS Bracket Support Steel Sol	4000.00 ***	0[illegible]4.85	59,10
51	(9954[illegible])				
52	30000[illegible]064	CMS Flange Gasket Set	203.00 ***	329.0[illegible]	[illegible],525
53	(9954[illegible])				
54	30000[illegible]61	HF Isolator Box Protect Wall	3[illegible].00 ***	741.[illegible]	12,[illegible]3
55	(9954[illegible])				
56	30000[illegible]062	HF Isolator Box Protect Wall	[illegible].00 ***	368.21	47,[illegible]0
57	(9954[illegible])				
58	30000[illegible]63	HF Isolator Box Protect Wall	80.00 ***	40[illegible].[illegible]	[illegible]
59	(9954[illegible])				
60	30000[illegible]64	HF Isolator Box Protect Wall	260.00 ***	1,[illegible]18.09	[illegible]
61	(9954[illegible])				
62	30000[illegible]36	PA Horn Strobe Combination Ceiling Wall	130.00 ***	3,[illegible]0[illegible].[illegible]	[illegible]
63	(9954[illegible])				
64	30000[illegible]69	PA Horn Strobe Combination Ceiling Wall	35.00 ***	2,[illegible]2[illegible].[illegible]	[illegible]
65	(9954[illegible])				
66	30000[illegible]97	Fire Alarm Control Panel Stand Alone	[illegible].00 ***	9,[illegible]65.38	[illegible]
67	(9954[illegible])				
68	30000[illegible]98	24VDC Power Cable 4 AWG Copper	9.00 km	98,[illegible]6[illegible].[illegible]	[illegible]
69	(9954[illegible])				
70	30000[illegible]99	24VDC Power Cable 4 AWG Copper	1.50 km	80,[illegible]86.[illegible]	[illegible]
71	(9954[illegible])				
72	30000[illegible]00	300MCM Copper 2200V	9.00 km	15,[illegible]9[illegible].[illegible]	[illegible]
73	(9954[illegible])				
74	30000[illegible]01	Power Supply Charging Device	700.00 ***	266.38	[illegible]
75	(9954[illegible])				
76	30000[illegible]55	HF CAB WELDING CONNECTOR	37.00 EA	6,967.[illegible]	[illegible]
77	(9954[illegible])				
78	30000[illegible]56	HF CAB WELDING CONNECTOR	15.00 EA	2,[illegible]9[illegible].[illegible]	[illegible]
79	(9954[illegible])				
80	30000[illegible]63	24VDC Power Supply Control Panel	2.00 EA	3,[illegible]4[illegible].[illegible]	[illegible]
81	(9954[illegible])				
82	30000[illegible]65	24VDC Power Supply Control Panel	3.00 EA	4,[illegible]64.[illegible]	[illegible]
83	(9954[illegible])				
84	30000[illegible]66	24VDC Power Supply Control Panel	3.00 EA	[illegible],[illegible]1[illegible].[illegible]	[illegible]
85	(9954[illegible])				
86	30000[illegible]67	24VDC Power Supply Control Panel	1.00 EA	[illegible],[illegible]1[illegible].[illegible]	[illegible]
87	(9954[illegible])				
88	30000[illegible]68	24VDC Power Supply Control Panel	12.00 EA	[illegible],[illegible]7[illegible].[illegible]	[illegible]
89	(9954[illegible])				
90	30000[illegible]69	24VDC Power Supply	12.00 MT	[illegible],[illegible]1[illegible].[illegible]	[illegible]
91	(9954[illegible])				
TOTAL		[illegible] FOUR HUNDRED AND ONE [illegible] AND SIXTY EIGHT [illegible]			[illegible]

Signature of Contractor

Sr. No.	Item Code (HSN Code)	Description	Quantity	Unit Price	Total Price	Total Amount
28	30061000 (9018 50)	220KV Horizontal Power		0.00 MT	5,967.1	2
TOTAL						30,719,168

TEN CRORE THREE LAKH NINE THOUSAND ONE HUNDRED SIXTY EIGHT Rupees 30970 EIGHT Paise

Executive Engineer
M.S.E.D.C.L.
E.H.V. Project Dn., Jalgaon

TAX ANALYSIS



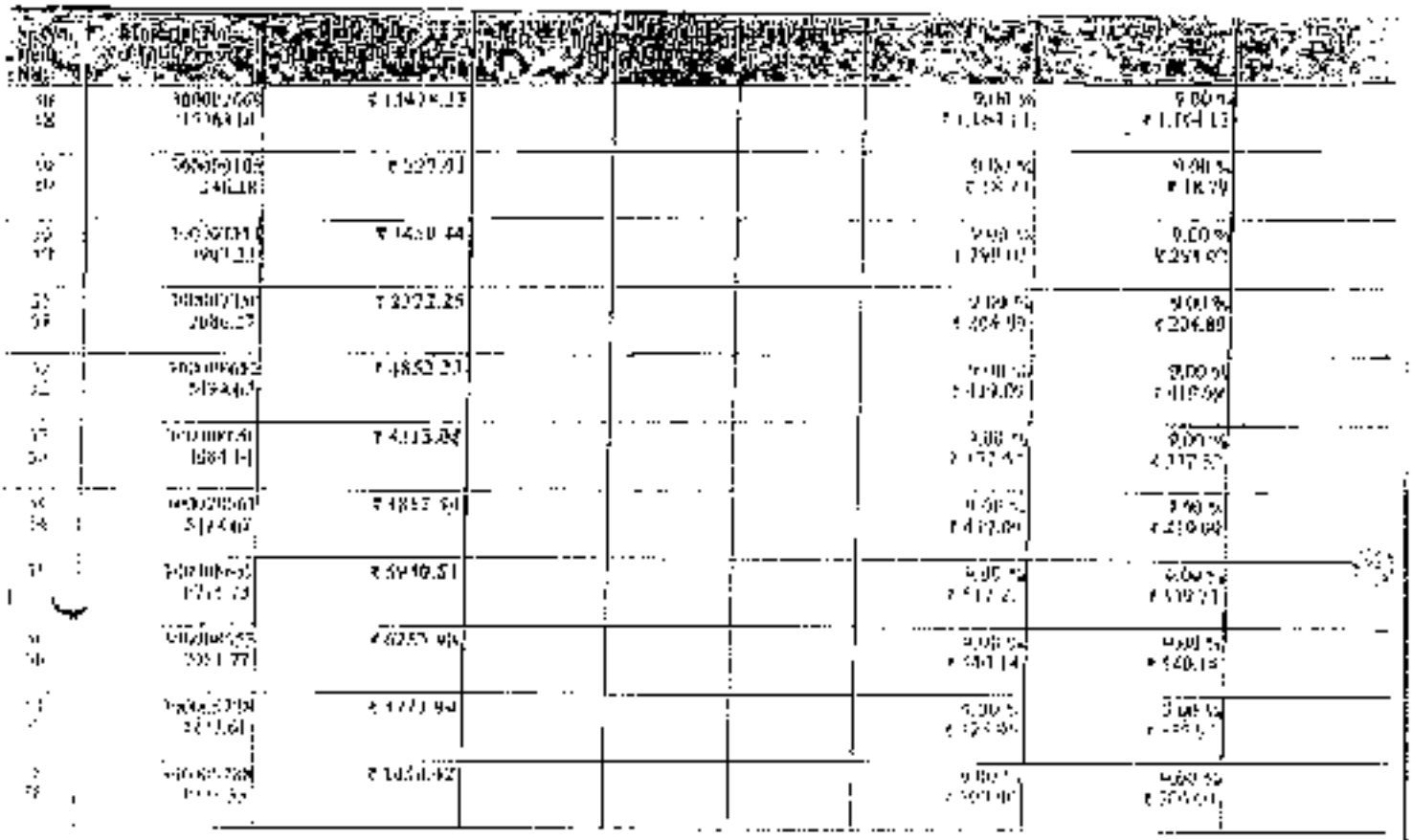

Executive Engineer
E.H.V. Project Division, Kalyan

LONG TEXT

SE No. / Item No.	Item Code	Description	Long Text
21	30000097	CHES: Detailed Survey	
22	30000098	CHES: Check Survey	
23	30000099	Replacement pile Normal Soil	
24			
25			
26			
27	30000100	TE: Excavation pile-RCC in Soil Submerged Soil	
28	30000101	TE: Excavation pile-Hard Marine Soil Rock	
29	30000102	TE: Excavation pile Dry Reamed Rock	
30	30000103	TE: Excavation pile-Hard Rock by chiseling	
31	30000104	TE: Concrete pile M-40	
32			
33	30000105	TE: Coupling pile grade M-40	
34	30000106	TE: Steel Reinforcement in Concrete for	
35			
36			
37			
38			
39	30000107	TE: Testing Upto Depth	
40			
41			
42			
43			
44	30000108	TE: Testing pile Upto Depth	
45			
46			
47			
48			
49			
50	30000109	TE: Excavation pile M-40	
51			
52			
53			
54			
55			
56			
57			
58			
59			
60			
61			
62			
63			
64			
65			
66			
67			
68			
69			
70			
71			
72			
73			
74			
75			
76			
77			
78			
79			
80			
81			
82			
83			
84			
85			
86			
87			
88			
89			
90			
91			
92			
93			
94			
95			
96			
97			
98			
99			
100			
101			
102			
103			
104			
105			
106			
107			
108			
109			
110			
111			
112			
113			
114			
115			
116			
117			
118			
119			
120			
121			
122			
123			
124			
125			
126			
127			
128			
129			
130			
131			
132			
133			
134			
135			
136			
137			
138			
139			
140			
141			
142			
143			
144			
145			
146			
147			
148			
149			
150			
151			
152			
153			
154			
155			
156			
157			
158			
159			
160			
161			
162			
163			
164			
165			
166			
167			
168			
169			
170			
171			
172			
173			
174			
175			
176			
177			
178			
179			
180			
181			
182			
183			
184			
185			
186			
187			
188			
189			
190			
191			
192			
193			
194			
195			
196			
197			
198			
199			
200			
201			
202			
203			
204			
205			
206			
207			
208			
209			
210			
211			
212			
213			
214			
215			
216			
217			
218			
219			
220			
221			
222			
223			
224			
225			
226			
227			
228			
229			
230			
231			
232			
233			
234			
235			
236			
237			
238			
239			
240			
241			
242			
243			
244			
245			
246			
247			
248			
249			
250			
251			
252			
253			
254			
255			
256			
257			
258			
259			
260			
261			
262			
263			
264			
265			
266			
267			
268			
269			
270			
271			
272			
273			
274			
275			
276			
277			
278			
279			
280			
281			
282			
283			
284			
285			
286			
287			
288			
289			
290			
291			
292			
293			
294			
295			
296			
297			
298			
299			
300			
301			
302			
303			
304			
305			
306			
307			
308			
309			
310			
311			
312			
313			
314			
315			
316			
317			
318			
319			
320			
321			
322			
323			
324			
325			
326			
327			
328			
329			
330			
331			
332			
333			
334			
335			
336			
337			
338			
339			
340			
341			
342			
343			
344			
345			
346			
347			
348			
349			
350			
351			
352			
353			
354			
355			
356			
357			
358			
359			
360			
361			
362			
363			
364			
365			
366			
367			
368			
369			
370			
371			
372			
373			
374			
375			
376			
377			
378			
379			
380			
381			
382			
383			
384			
385			
386			
387			
388			
389			
390			
391			
392			
393			
394			
395			
396			
397			
398			
399			
400			
401			
402			
403			
404			
405			
406			
407			
408			
409			
410			
411			
412			
413			
414			
415			
416			
417			
418			
419			
420			
421			
422			
423			
424			
425			
426			
427			
428			
429			
430			
431			
432			
433			
434			
435			
436			
437			
438			
439			
440			
441			
442			
443			
444			
445			
446			
447			
448			
449			
450			
451			
452			
453			
454			
455			
456			
457			
458			
459			
460			
461			
462			
463			
464			
465			
466			
467			
468			
469			
470			
471			
472			
473			
474			
475			
476			
477			
478			
479			
480			
481			
482			
483			
484			
485			
486			
487			
488			
489			
490			
491			
492			
493			
494			
495			
496			
497			
498			
499			
500			
501			
502			
503			
504			
505			
506			
507			
508			
509			
510			
511			
512			
513			
514			
515			
516			
517			
518			
519			
520			
521			
522			
523			
524			
525			
526			
527			
528			
529			
530			
531			
532			
533			
534			
535			
536			
537			
538			
539			
540			
541			
542			
543			
544			
545			
546			
547			
548			
549			
550			
551			
552			
553			
554			
555			
556			
557			
558			
559			
560			
561			
562			
563			
564			
565			
566			
567			
568			
569			
570			
571			
572			
573			
574			
575			
576			
577			
578			
579			
580			
581			
582			
583			
584			
585			
586			
587			
588			
589			
590			
591			
592			
593			
594			
595			
596			
597			
598			
599			
600			
601			
602			
603			
604			
605			
606			
607			
608			
609			
610			
611			
612			
613			
614			
615			
616			
617			
618			
619			
620			
621			
622			
623			
624			
625			
626			
627			
628			
629			
630			
631			
632			
633			
634			
635			
636			
637			
638			
639			
640			
641			
642			
643			
644			
645			
646			
647			
648			
649			
650			
651			
652			
653			
654			
655			
656			
657			
658			
659			
660			
661			
662			
663			
664			
665			
666			
667			
668			
669			
670			
671			
672			
673			
674			
675			
676			
677			
678			
679			
680			
681			
682			
683			
684			
685			
686			
687			
688			
689			
690			
691			
692			
693			
694			
695			
696			
697			
698			
699			
700			
701			
702			
703			
704			
705			
706			
707			
708			
709			
710			
711			
712			
713			
714			
715			
716			
717			
718			
719			
720			
721			
722			
723			
724			
725			
726			
727			
728			
729			
730			
731			
732			
733			
734			
735			
736			
737			
738			
739			
740			
741			
742			
743			
744			
745			
746			
747			
748			
749			
750			
751			
752			
753			
754			
755			
756			
757			
758			
759			
760			
761			
762			
763			
764			
765			
766			
767			
768			
769			
770			
771			
772			
773			
774			
775			
776			
777			
778			
779			
780			
781			
782			
783			
784			
785			
786			
787			
788			
789			
790			
791			
792			
793			
794			
795			
796			
797			
798			
799			
800			
801			
802			
803			
804			
805			
806			
807			
808			
809			
810			
811			
812			
813			
814			
815			
816			
817			
818			
819			
820			
821			
822			
823			
824			
825			
826			
827			
828			
829			
830			
831			
832			
833			
834			
835			
836			
837			
838			
839			
840			
841			
842			
843			
844			
845			
846			
847			
848			
849			
850			
851			
852			
853			
854			
855			
856			
857			
858			
859			
860			
861			
862			
863			
864			
865			
866			
867			
868			
869			
870			
871			
872			
873			
874			
875			
876			
877			
878			
879			
880			
881			
882			
883			
884			
885			
886			
887			
888			
889			
890			
891			
892			
893			
894			
895			
896			
897			
898			
899			
900			
901			
902			
903			
904			
905			
906			
907			
908			
909			
910			
911			
912			
913			
914			
915			
916			
917			
918			
919			
920			
921			
922			
923			
924			
925			
926			
927			
928			
929			
930			
931			
932			
933			
934			
935			
936			
937			
938			
939			
940			
941			
942			
943			
944			
945			
946			
947			
948			
949			
950			
951			
952			
953			
954			
955			
956			
957			
958			
959			
960			
961			
962			
963			
964			
965			
966			
967			
968			
969			
970			
971			
972			
973			
974			
975			
976			
977			
978			
979			
980			
981			
982			
983			
984			
985			
986			
987			
988			
989			
990			
991			
992			
993			
994			
995			
996			
997			
998			
999			
1000			

(321)

Item No.	Unit Code	Description	Remarks
			Site Clearing, Trimming, Pruning, Cut Positive Slopes
			Site Clearing, Grubbing, Grading and Earthworks
			Excavation, Trenching and Backfilling
			Excavation, Transportation of Materials from Site to Dump Site, etc.
57	5070020053	BNCH Benching-Normal Soil/Rock Soil	
58	1040070054	BNCH Benching(LMAS R07)	
59	5070010044	TTP Excavation of PDN Protection Wall (NS/SS)	Excavation for Foundation of Retaining Wall, Protection Wall in all types of soil i.e. sand, gravels, soft murum, soft laterite and Boulders
60	1070010049	TTP Excavation of PDN Protection Wall (DCS/SS)	Excavation for Foundation of Retaining Wall, Protection Wall in all types of soil i.e. sand, gravels, soft murum, soft laterite and Boulders
61	5060070045	TTP Excavation of PDN Protection Wall (SR/RS)	Excavation for Foundation of Retaining Wall, Protection Wall in all types of soil i.e. sand, gravels, soft murum, soft laterite and Boulders
62	5060070046	TTP Excavation of PDN Protection Wall (SR/RS)	Excavation for Foundation of Retaining Wall, Protection Wall in all types of soil i.e. sand, gravels, soft murum, soft laterite and Boulders
63	5060070296	P&C Dwg Metric CT-1216 for Retaining Wall	Providing & casting in situ cement concrete of M-15 (1:2:4) for Retaining Wall including supplying of materials with all leads and lifts as per drawing and direction of Engineer-in-charge
64	5060070295	P&C Dwg Metric CT-1214 for Retaining Wall	Providing & casting in situ cement concrete of M-15 (1:2:4) for Retaining Wall including supplying of materials with all leads and lifts as per drawing and direction of Engineer-in-charge
65	5060070297	P&C TTC R (Masonry in Dwg Stone in CM 1:6	Providing & casting in situ cement concrete of M-15 (1:2:4) for Retaining Wall including supplying of materials with all leads and lifts as per drawing and direction of Engineer-in-charge
66	5060070298	P&C TTC R (Masonry in Dwg Stone in CM 1:6	Providing & casting in situ cement concrete of M-15 (1:2:4) for Retaining Wall including supplying of materials with all leads and lifts as per drawing and direction of Engineer-in-charge

Executive Engineer

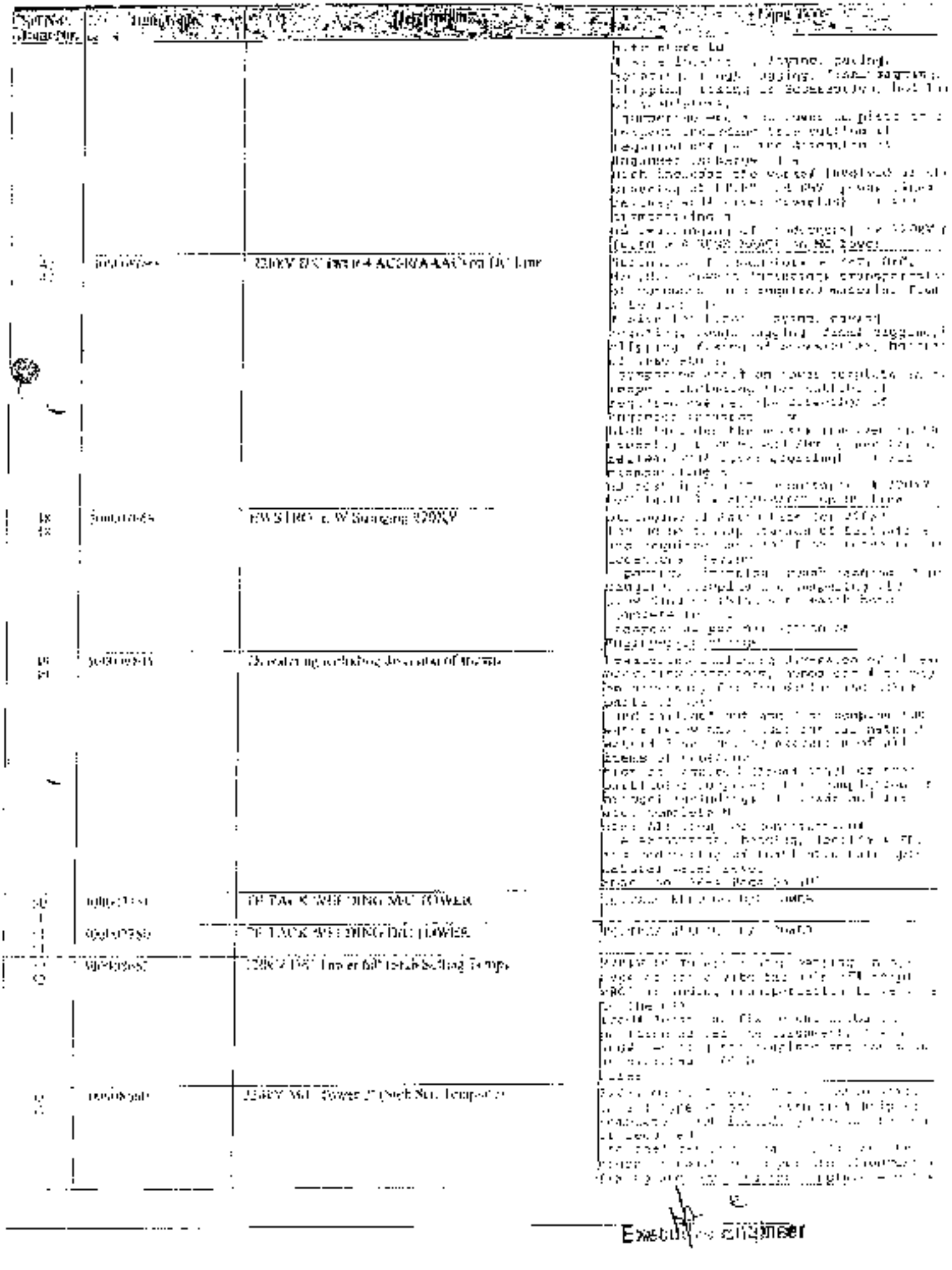

Executive Engineer

Sl. No.	Item Code	Description	Unit
54 54	3000(8566)	220kV MDC Tower (S) (Normal Template)	Each as Unit Stubbing Charges 220kV Multi circuit Tower + Stub setting of all type of soils with hard help of explosive/ DPCP including transportation if required For final location, fixing the stubs in position as per the alignment, fixing and levelling the complete set the stub as Unit Each in Rupees
55 55	3000(8567)	220kV MDC Tower (Normal Template)	220kV multi circuit Tower + Stub setting of all type of soils with hard help of explosive/ DPCP including transportation if required For final location, fixing the stubs in position as per the alignment, fixing and levelling the complete set the stub as Unit Each in Rupees
56 56	3000(8568)	220kV MDC Tower DP (Back Setting Type)	220kV Multi Tower + Stub setting in all type of soils with the help of explosive/ DPCP including transportation if required For final location, fixing the stubs in position as per the alignment, fixing and levelling the complete set the stub as Unit Each in Rupees
57 57	9000(9788)	220kV Horizontal Tower	Nos. Nuts and bolts
58 58	9000(9788)	220kV Horizontal Tower	Nos. Nuts and bolts

Executive Engineer
E.H.V. Project Circle, Kalyan

DISPATCH INSTRUCTION

23	24	2000[illegible]697	7620 EHV Const Division Kalyan, 2nd Floor, Kalyan Thane 421301	7621 S&I SDN KALYAN	2[illegible]00
25	26	2000[illegible]3530	7620 EHV Const Division Kalyan, 2nd Floor, Kalyan Thane 421301	7621 S&I SDN KALYAN	0 000
26	27	2000[illegible]353	7620 EHV Const Division Kalyan, 2nd Floor, Kalyan Thane 421301	7621 S&I SDN KALYAN	2,250,000
27	28	2000[illegible]3530	7620 EHV Const Division Kalyan, 2nd Floor, Kalyan Thane 421301	7621 S&I SDN KALYAN	11,250,000
28	29	2000[illegible]3535	7620 EHV Const Division Kalyan, 2nd Floor, Kalyan Thane 421301	7621 S&I SDN KALYAN	2,256,000
29	30	2000[illegible]3540	7620 EHV Const Division Kalyan, 2nd Floor, Kalyan Thane 421301	7621 S&I SDN KALYAN	2,250,000
30	31	2000[illegible]3545	7620 EHV Const Division Kalyan, 2nd Floor, Kalyan Thane 421301	7621 S&I SDN KALYAN	1,740,000
31	32	2000[illegible]355	7620 EHV Const Division Kalyan, 2nd Floor, Kalyan Thane 421301	7621 S&I SDN KALYAN	405,000
32	33	2000[illegible]3555	7620 EHV Const Division Kalyan, 2nd Floor, Kalyan Thane 421301	7621 S&I SDN KALYAN	2,000,000
33	34	2000[illegible]3560	7620 EHV Const Division Kalyan, 2nd Floor, Kalyan Thane 421301	7621 S&I SDN KALYAN	900,000
34	35	2000[illegible]3565	7620 EHV Const Division Kalyan, 2nd Floor, Kalyan Thane 421301	7621 S&I SDN KALYAN	1,000,000
35	36	2000[illegible]3570	7620 EHV Const Division Kalyan, 2nd Floor, Kalyan Thane 421301	7621 S&I SDN KALYAN	10,000
36	37	2000[illegible]3575	7620 EHV Const Division Kalyan, 2nd Floor, Kalyan Thane 421301	7621 S&I SDN KALYAN	1,350,000
37	38	2000[illegible]3580	7620 EHV Const Division Kalyan, 2nd Floor, Kalyan Thane 421301	7621 S&I SDN KALYAN	900,000
38	39	2000[illegible]3585	7620 EHV Const Division Kalyan, 2nd Floor, Kalyan Thane 421301	7621 S&I SDN KALYAN	1,000,000
39	40	2000[illegible]3590	7620 EHV Const Division Kalyan, 2nd Floor, Kalyan Thane 421301	7621 S&I SDN KALYAN	90,000
40	41	2000[illegible]3595	7620 EHV Const Division Kalyan, 2nd Floor, Kalyan Thane 421301	7621 S&I SDN KALYAN	120,000
41	42	2000[illegible]3600	7620 EHV Const Division Kalyan, 2nd Floor, Kalyan Thane 421301	7621 S&I SDN KALYAN	90,000
42	43	2000[illegible]3605	7620 EHV Const Division Kalyan, 2nd Floor, Kalyan Thane 421301	7621 S&I SDN KALYAN	90,000
43	44	2000[illegible]3610	7620 EHV Const Division Kalyan, 2nd Floor, Kalyan Thane 421301	7621 S&I SDN KALYAN	120,000
44	45	2000[illegible]3615	7620 EHV Const Division Kalyan, 2nd Floor, Kalyan Thane 421301	7621 S&I SDN KALYAN	150,000
45	46	2000[illegible]3620	7620 EHV Const Division Kalyan, 2nd Floor, Kalyan Thane 421301	7621 S&I SDN KALYAN	90,000
46	47	2000[illegible]3625	7620 EHV Const Division Kalyan, 2nd Floor, Kalyan Thane 421301	7621 S&I SDN KALYAN	1,000
47	48	2000[illegible]3630	7620 EHV Const Division Kalyan, 2nd Floor, Kalyan Thane 421301	7621 S&I SDN KALYAN	1,000

Executive Engineer
EHV Project Division
EHV Project Dn, Kalyan

48	48	30893020[illegible]	7620 EHV Circle Division Kalyan, 2nd Floor, Kalyan Dhong 421301	7621 S&I SDN KALYAN	21000
49	49	9689010[illegible]	7620 EHV Circle Division Kalyan 2nd Floor, Kalyan Dhong 421301	7621 S&I SDN KALYAN	300000
50	50	30000[illegible]451	7620 EHV Circle Division Kalyan, 2nd Floor, Kalyan Dhong 421301	7621 S&I SDN KALYAN	27000
51	51	3680[illegible]910	7620 EHV Circle Division Kalyan 2nd Floor, Kalyan Dhong 421301	7621 S&I SDN KALYAN	19000
52	52	9[illegible]01067	7620 EHV Circle Division Kalyan, 2nd Floor, Kalyan Dhong 421301	7621 S&I SDN KALYAN	2,000
53	53	7980[illegible]60	7620 EHV Circle Division Kalyan, 2nd Floor, Kalyan Dhong 421301	7621 S&I SDN KALYAN	5,000
54	54	30900[illegible]61	7620 EHV Circle Division Kalyan, 2nd Floor, Kalyan Dhong 421301	7621 S&I SDN KALYAN	5,000
55	55	3090[illegible]662	7620 EHV Circle Division Kalyan, 2nd Floor, Kalyan Dhong 421301	7621 S&I SDN KALYAN	16,000
56	56	9020[illegible]663	7620 EHV Circle Division Kalyan, 2nd Floor, Kalyan Dhong 421301	7621 S&I SDN KALYAN	14,000
57	57	9[illegible]05[illegible]	7620 EHV Circle Division Kalyan, 2nd Floor, Kalyan Dhong 421301	7621 S&I SDN KALYAN	12000
58	58	9[illegible]0[illegible]	7620 EHV Circle Division Kalyan, 2nd Floor, Kalyan Dhong 421301	7621 S&I SDN KALYAN	0000

Executive Engineer
M.S.E.T. Co. Ltd.
E.H.V. Project Div., Kalyan

MAHATRANSCO

MAHARASHTRA STATE ELECTRICITY TRANSMISSION CO.LTD.

CIN No.(Old) U65900MH2005SGC153646

(A Government of Maharashtra Undertaking)

Office of the Addl. Executive Engineer,
E.H.V.T.L. Projects Sub-Division,
V^th floor, 'B' Wing, Tejashri Bldg.,
Jaiprakash Nagar, Katrak road,
M.S.E.T. Co.Ltd., Kalyan (W) 421 301.
E-mail: dyeehvtlprojectskalyan@mahatransco.in

No. Addee/EHV/TLP/SDN/KEN/T-1720/2018/ [illegible] Date: 01 February, 2018

To,
M/S RNC Power Projects Limited,
Plot No. 67, Shri Shivaji Housing Society,
Shivajinagar, Pune. 411016
Email: bnchaudhary@yahoo.co.in

Subject: Handing over of site

References:
1) MSETCL/CO/DCM/DGT/TKC-L/T-1720/Supply/BNC/394 dated 11.01.2018
2) MSETCL/CO/DCM/DGT/TKC-L/T-1720/CTC/BNC/395 dated 11.01.2018
3) Instructions in meeting at EHV Projects Circle, Kalwa to hand over site, dated 30 January, 2018

Dear Sir,
In connection to above subject, the work of "LILO on 220 kV Kalwa-Wada and LILO on 220 kV Padgha-Wada Line for 400 kV Kudus S/S" is awarded to you, vide Corporate Office LOAs under reference 1 & 2. Now, it is to confirm that, the site is handed over to you for execution of work as per said LOAs, today i.e. on 01 February, 2018.

1) Various joint site visits of MSETCL and M/S RNC staff, along the complete route, are already carried out. You are requested to start the work as per instructions in LOAs, deploy adequate skilled, experienced manpower at site; complete the work as per instructions in LOAs.
2) Visit to 400 kV Kudus S/S is carried out; all 220 kV bays present situation, sequence of bays at present, change of sequence of bays if needed, availability of space for future bays, etc studied in detail.
3) On site, discussed possible hurdles like ROW issues during execution of this project, in detail.
4) On site, discussed possible difficulties of outages of existing lines (4 crossing lines and line to be LILO) during execution of this project, so that, same shall be in mind in deciding the proposed locations for towers.
5) The situation at site, issues, present lines loading conditions, future outage constraints, timely execution of project, etc - all these things are discussed in detail with agency.

On 30 January, 2018, Hon. SE, EHV Projects Circle, Kalwa explained the project in detail to all. He instructed agency for timely completion of project. Instructed agency to complete detailed survey and submit the detailed report at the earliest.

It is requested to submit copy of bar chart and action plan for complete scope of work to this sub division. You are instructed to submit weekly progress report to this office.

Additional Executive Engineer,
EHV Tr. Line Projects Sub-Division, Kalyan.

Copy submitted,
1) The Superintending Engineer, EHV Projects Circle, Kalwa.
2) The Executive Engineer, EHV Projects Division, Kalyan. Submitting for information and further needful, guidance please etc.

Executive Engineer
M.S.E.T. Co. Ltd.
E.H.V. Project Division, Kalyan

Regd. Office: "Prakashganga", Plot No.C-19, E-Block, Bandra - Kurla Complex, Bandra (E), Mumbai - 400 051

Scanned with ACE Scanner

(327)

DOCUMENTS REGARDING DATE OF FOUNDATION CASTING AND ERECTION FOR TOWER LOCATION 37 AND 38

1. JOINT MEASUREMENT SHEET FOR LOC 37 AND 38 FOR FOUNDATION CASTING WORK
2. MONTHWISE QUANTITY ABSTRACT FOR TOWER ERECTION WORK LOCATION NO 37 AND 38

Executive Engineer
M.S.E.T. Co. Ltd.
E.H.V. Project Div., Kalwa

MAHARASHTRA STATE ELECTRICITY TRANSMISSION CO. LTD.

JOINT MEASUREMENT CERTIFICATE

Work of Construction of [illegible] 220KV Kolshet-Wada & LILO to Padghe - Wada line for 400/220 KV Wada S/S [illegible]

[illegible] (MB) Power Projects Ltd

37 | Rd/Rd+0
[illegible]/0.5/2 or 3

OFFR

DESCRIPTION OF [illegible]

Sr. No.	[illegible]	Diameter	Weight	All [illegible] Weight	Total Weight (in Kg)
1	[illegible]	[illegible]	[illegible]	[illegible]	[illegible]
2	[illegible]	[illegible]	[illegible]	[illegible]	[illegible]
3	[illegible]	[illegible]	[illegible]	[illegible]	[illegible]
4	[illegible]	[illegible]	[illegible]	[illegible]	[illegible]
	[illegible]			[illegible]	[illegible]

[illegible]

[illegible]	Item	Measurement	Total Weight
[illegible]	[illegible]	[illegible]	[illegible]
[illegible]	[illegible]	[illegible]	[illegible]

[illegible]

Sr. No.	[illegible]	Diameter	Length in mtrs	Nos of Bar	Unit Weight	Total Weight in Kg
1	[illegible]	[illegible]	[illegible]	[illegible]	[illegible]	[illegible]
2	[illegible]	[illegible]	[illegible]	[illegible]	[illegible]	[illegible]
3	[illegible]	[illegible]	[illegible]	[illegible]	[illegible]	[illegible]
4	[illegible]	[illegible]	[illegible]	[illegible]	[illegible]	[illegible]
5	[illegible]	[illegible]	[illegible]	[illegible]	[illegible]	[illegible]
				Total Weight in Kg		[illegible]

[illegible] | [illegible]

[illegible]

Executive Engineer
M.S.E.T.C.L. Ltd.
EHV Project Divn. [illegible]

329

MAHARASHTRA STATE ELECTRICITY TRANSMISSION CO. LTD

QUANT MEASUREMENT CERTIFICATE

Work of Construction of DLO for 400kV Colvee Wada & DLO for
M/s BNC Power Projects Ltd.

38 MON-6

WBC

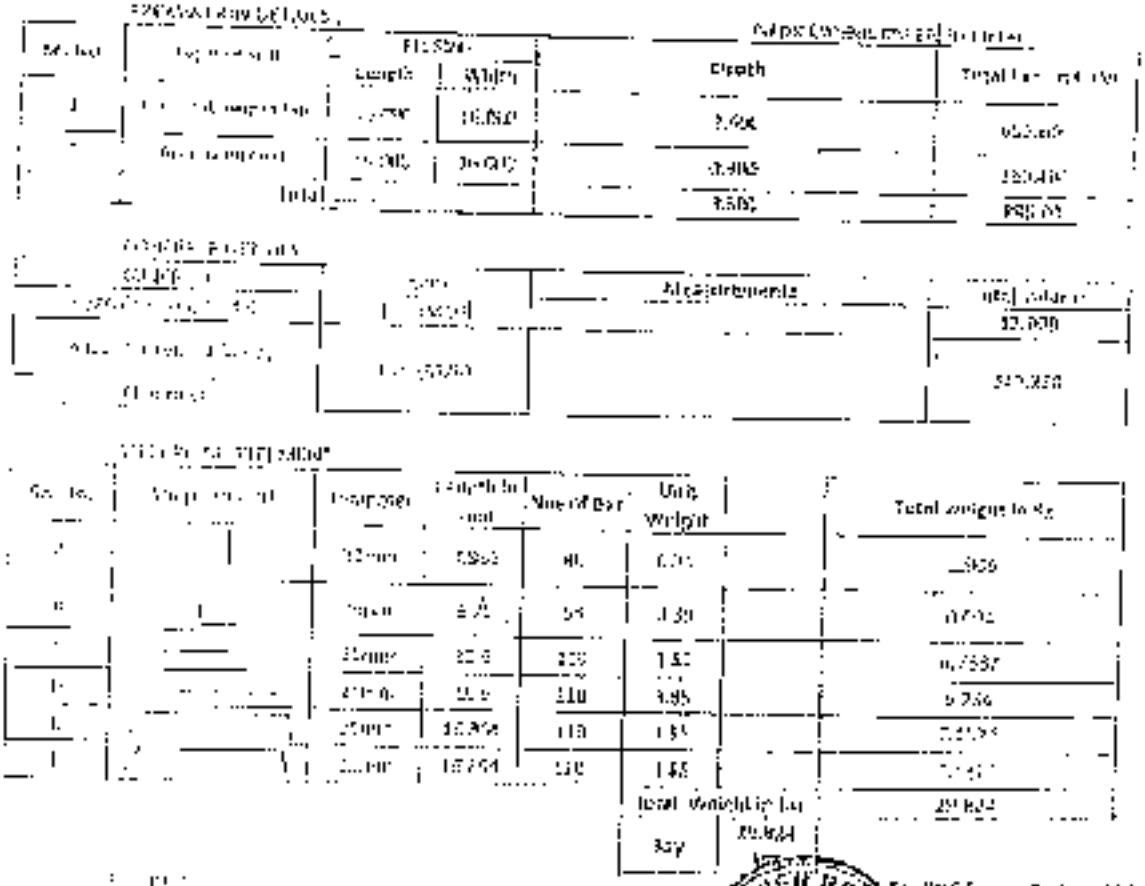

For BNC Power Projects Ltd

Authorised Signatory

Executive Engineer
M.S.E.T.Co Ltd.
E.H.V. Project Dn.,Kalyan

Monthwise Quantity abstract for Erection work

Name of work :- Construction of 33/11 kv 2x8MV Kalapur Wadi & 132/33 kv Pimpla - Wadi line for 400kv Kudus Substation AKOLA.

Ref :- LOA No. MSETCL/CO/OCM/DM-I/TECH-I/ 018/EIC/MNC/[illegible]/2018

Sr. No.	Loc. No.	Type of Tower	Description of Work	Date of Erection
1	1	MDN+4		
2	2	MDN+8	45.41	5/6/2019
		Total=	43.11	13/6/2019
		MDN+8	80.54	do
		Total=	23.15	18/6/2019
	47	MDN+8	27.15	do
	48	MDN+0	34.58	21/6/2019
		Total	34.65	01/7/2019
	52	MA(+3	81.50	do
	56	MDN+3	13.05	15/7/2019
		Total=	23.43	23/7/2019
8	9	MDN+9	45.48	do
		Total=	36.05	13/8/2019
9	11	MDN+0	38.48	do
10	12	MDN+0	29.49	20/8/2019
		Total=	27.85	26/8/2019
11	13	MDN0	84.50	do
12	14	MD10	26.97	3/9/2019
		Total	36.47	6/9/2019
13	15	D0r*	32.50	do
14	16	MD	17.26	9/9/2019
		Total=	26.20	20/9/2019
15	17	MDNC	18.04	23/9/2019
16	18	MD	14.50	30/9/2019
		Total=	26.45	3/10/2019
	19	MDNC	51.20	do
	20	MD	16.84	6/10/2019
	21		16.01	12/10/2019
	22	Depth Tower	4.30	17/10/2019
	23	Depth Tower	9.30	23/10/2019
		Total=	50.01	do
24	24	Depth Tower	9.30	30/10/2019
	25	Depth Tower	9.30	5/11/2019
	26	Depth Tower	8.50	9/11/2019
	27	Depth Tower	26.02	15/11/2019
	28	MD	54.93	do
	29	MDNC	84.55	do
		Total=		

For M/S BNC Power Projects Ltd

Authorised Signatory

Executive Engineer
E.H.V. Project Dn., Kalyan

CORRESPONDENCE REGARDING FOREST ONLINE PROPOSAL, HARDCOPY SUBMISSION, AND MOVEMENT OF PROPOSAL FROM DCF TO CCF THANE AND CCF THANE TO APCCF NAGPUR

Executive Engineer
M/s [illegible]
E.N.V. Proj[illegible]

TimeLine Details

Proposal required date at each stage of flow:

A. General Details:

(i) Proposal No. : F/9065/TRANS/2018/2017

(ii) Name of Project for which Forest Land is required : The 220KV M/C LILO on Pedgaon-Wada and Kalwa-Wada Line for 400 KV Kharghar GIS Passing Through the Village of Umroli (Kh.), Tal. Dahanu, Dist.Palghar

(iii) Short narrative of the proposal and Project/scheme for which the forest land is required : Maharashtra State Electricity Transmission Co. Ltd Needs to construct and operate Diversion of approved Vide MEB NO 112/05 for 13.11.2017 with an estimated cost of Rs 19146 lakhs. The 220KV M/C LILO on Pedgaon-Wada and Kalwa-Wada Line for 400 KV Kharghar S/S Passing Through the Village of Umroli(Kh.)

(iv) State : Maharashtra

(v) Category of the Project : Transmission Line

(vi) Stage of forest land proposed to be diverted : Linear

(vii) Area of forest land proposed for diversion(in ha.) : 0.6

B. Details:

Proposal No.	Submitted by User Agency	Query for clarification(if any) by Nodal Officer	Resubmission of Proposal by User Agency	Query by Nodal Officer for submitting Hard Copies	Uploading(by U.A.) of copies of receipt received from DFO & DC	Division	Circle	Nodal Office	State Government	Regional Office	Stage-I Approval on	Stage-II Approval on
F/9065/TRANS/2018/2017	09/11/2017	13/11/2017	20/11/2017	25/11/2017								

C. General Fourth Stage Hard Copy:

Communication between Regional Office & State Government	Communication between State Government & Nodal Officer	Communication between Nodal Officer & Circle	Communication between Circle & Division	Communication between Division & User Agency

NOTE:- Proposal is pending with User Agency for submitting hard copy of proposal.

Executive Engineer
M.S.E.T. Co. Ltd.
E.H.V. Project Dn., Kalyan

MAHATRANSCO

MAHARASHTRA STATE ELECTRICITY TRANSMISSION CO. LTD.

From,	To,
Office of the Executive Engineer, E.H.V. Projects Division, II nd floor, 'A' Wing, 'Tejashri Bldg.', Jahangir Maidan, Karnik road, M.S.E.T. Co. Ltd., Kalyan (W).421 301. Tel. – 0251 2328540 / Fax – 0251 2201657 E-mail – eeehvprdnklyn@gmail.com ee7020@mahatransco.in	The Deputy Conservator Of Forest Thane D.F.O. Office Thane

Ref. No. EE/EHV P/DN/KLN/T- /No. 1132 Date: 29-11-2017

Sub: Submission of 5 (Five) nos. of hard copies of forest proposal for work of LILO on 220 KV Boisar- Borivali & Boisar Chinchwadar Line for 400kV Kudus S/S. Online Submission is already done.

Ref: - 1. FP/MH/TRANS/30203/2017

We have submitted the above proposal through online on first of week of November vides under ref (1). Now we have received the mail from Your Nodal office to submit hard copies of the proposal along with concerned documents to your good office for further process. Accordingly the proposal is submitting herewith the following documents in 5(Five) sets to your perusal and further process of the same please.

1. Kissam maps with line route marking along with tower schedule and co-ordinates along with forest and non-forest area statement.
2. Topo sheet.
3. 7/12 list
4. Total village joint map
5. Google Earth Map
6. Project note, Part A (I), All Certificates and other A/4 documents of total 129 pages.

Kindly go through the above documents for further process and send the file with all documents and your reports to C.C.F office for further process please.

Thanking You

(A.D. [illegible])
Executive Engineer
E.H.V. Projects Dn., Kalyan

Encl: 5 (Five) sets of above files

Copy to,
1. The Superintending Engineer, EHV Projects Circle, Kalyan

Copy to:-
The Addl. Executive Engineer, S&I 9/Dn, Kalyan

Executive Engineer
M.S.E.T. Co. Ltd.
E.H.V. Projects Dn., Kalyan

834
873

JOINT INSPECTION REPORT

o/c

1. The Name of Project :- Padghe- Wada 220kv Kapargaon line for kudus substation

2. Details of the Forest Land :-

Sr. No.	Range Name	Village Name	S. No. / Compt. No.	Status	Length in (Mtrs)	Width (Mtrs)	Forest area in Sq.mtrs.	Ha Area in Hector	Remarks
1	Padghe	Eksal	78	RF	1581.00	35.00	54635.00	5.4635	
		Chinchavali tarf Kunde	8(New 52)	PF	66.00	35.00	2065.00	0.2065	
		Kunde	292	PF	224.00	35.00	7840.00	0.784	
			283	PF	283.00	35.00	7105.00	0.7105	
			54	PF	177.00	35.00	6195.00	0.6195	
3			52	PF	41.00	35.00	1435.00	0.1435	
			51	PF	23.00	35.00	805.00	0.0805	
4			50	PF	34.00	35.00	1190.00	0.119	
5		Digheshi	210	PF	50.00	35.00	1750.00	0.175	
6			215	RF	583.00	35.00	20405.00	2.0405	
		Total			2955.00		103425.00	10.3425	

3. The above referred forest area admeasuring(10.3425 Hect.) was jointly inspected by

1) S.B. Kand,
Sub Divisional Forest Officer, Murbad

2) M.D. Jadhav
Addl. Executive Engineer, MSETCL Kalyan

4. It is agreed that the forest area mentioned :- Yes

5. Classification of Forest :- Protected forest &Reserved Forest

6. Canopy Density :- Less than 0.4 %

7. It is clarified that no work has been started

Executive Engineer
M.S.E.T.C.L.
Kalyan

P4 (2)

1) On forest area :- Yes, no work has been started

2) On non forest area :- Yes, no work has been started

3. Date of joint inspection :- 25th Jun 2018

4. Remarks :-

1. Ekaal S.NO 78 Has been distributed for Koyana Rehabilitation.

For Project Authority

(M.D.Jadhav)
Addl. Executive Engineer

Addl. Executive Engineer

For Forest Department

(Signature)
Sub Divisional Forest Officer, Mandvi

Executive Engineer
M.S.E.T.Co. Ltd.
E.H.V. Project Dn. Kalyan

SITE INSPECTION REPORT

Sr. No.	Items	Observations and remarks
1.	Name of the Project and location (Range, Round, Beat)	Diversion of 220 kV M/C Line Padghe-Vadi transmission line , 10.3425 Hector.
2.	Name of the User Agency	Padghe-wada 220 kV transmission line for Kudus substation Padghe-wada 220 kv transmission line for Kudus substation for MSETCL
3	Date of Site inspection	07/08/2018
4	Status (Ha) and legal status of forest land proposed for diversion	Reserve Forest & Protected forest, 10.3425 (As per Actual measure)
5	a) Details of forest land proposed for diversion and activity wise break-up of forest land	Proposed area 10.3425 Hect. The Detail activity –wise break-up of forest land proposed is as per Area Statement on page no.
	b) Density and Eco-value class	Density : 0.2 - 0.4 Eco-value class : I Category-RF, PF
	Whether the regeneration of forest land as proposed by the User Agency in Col.2 of Para 4 is unavoidable and forest plantation for the project. If no, provide area Beat-wise with details of alternative considered	Yes. Required forest land is forest minimum and unavoidable.
	Whether the proposal involves any construction of building (including residential) or not ? If yes, details thereof	No.
	a) Whether forest area proposed for diversion is important from wildlife point of view or not.	No
	b) Details of any rare or endangered or threatened species of flora and fauna found in proposed forest	Nil

Executive Engineer
M.S.E.T.C.L.

	land, if so, the details thereof.	
	c) Aerial distance from the nearest boundary of any Protected Area (km)	Within 5 km Tarsa wild life Sanctuary.
	d) Remarks about sensitivity of the forest area likely to be affected due to project	There is no adverse affect on the Tarsa Wildlife Sanctuary or Eco Sensitive Zone.
	e) Whether wildlife mitigation plan is required? If yes, reasons therefor.	No.
9.	Details of vegetation: a) Total number of trees to be felled:	515 (400 DBH size felled + Survey Nursery Teak grown to be cut)
	b) Number of trees to be felled of girth below 60 cm.	375 (Small saplings 677)
	c) Number of trees to be felled of girth above 60 cm.	140
	d) Effect of removal of trees on the general ecosystem in the area.	Not Applicable
10.	Whether the proposal involves any violation of Forest (Conservation) Act 1980? If yes, a detailed report on violation including action taken against the concerned officials to be attached	No
11.	Whether the proposal involves rehabilitation of displaced person. If yes, whether rehabilitation plan has been approved by the State Government?	No rehabilitation on which is required but the area required for project belongs to project affected person who have been rehabilitated from Tiger Reserve.
12.	a) Details on catchment and cultivable command area under the project (if applicable) b) Status of catchment area treatment plan to prevent siltation of reservoir (if applicable)	Nil. Nil.
	Utility of the project	Transmission lines for which electricity coverage
13.	Whether land being diverted has any socio-cultural/religious value? Whether any sacred grove or very old growth trees/forest exist in the area proposed for diversion?	No
14.	Any other important information related to the project (Separate note may be attached, if required)	-
15.	Certified documents and photographs enclosed:	All related Maps enclosed.

Executive Engineer
M.S.E.T. Co. Ltd

	Recommendation of the Inspecting Officer. (KEEP PACE)	The project is for public purpose and to avoid load shedding of electricity during peak demand period in around Thane district. Part of the land required for project is already distributed to project affected persons rehabilitated from Sahyadri Tiger Reserve. The project can only be recommended on the condition that the user agency reaches an amicable agreement with the project affected persons and submits the copy of the agreement to forest department.

Place : Thane

Date:-07/08/2015

(Dr.Jitendra Ramgaonkar)
Deputy Conservator of Forests,
Thane Forest division, Thane

Executive Engineer
M.S.E.T. Co. Ltd.
E.H.V. Project Dn., Kalyan

उप वनसंरक्षक, ठाणे वन विभाग यांचे कार्यालय
मीरांबिका कार्यालय, लाल बहादूर शास्त्री मार्ग, मीरारोड, ठाणे-400 602, ☎ 25421373.
Email : dyclfthane@mahaforest.gov.in

Letter

Sub:- Diversion of 10.3425 Hect. of forest land for laying Padgha-wada 220 Kv Transmission line for Indus Substation .

Despatch No.FCA/25/ 905 /2018-19

ठाणे - 400602. Date: 14 / 08/ 2018

To
The Chief Conservator of Forest(T)
Thane

Ref: Executive Engineer , E.H.V.Projects Dn.Kalyan letter No. EE/EHVP/DN/KLN/T-No.1137 01.29.11.2017

Executive Engineer , E.H.V.Projects Dn.Kalyan medabad has submitted a proposal for Laying for work LILO on 220 KV Padghe-Wada. This project requires the area of Reserved forest and Protected Forest. Therefore the project authority is seeking GOI permission under Forest (Conservation) Act, 1980.

Sr.No	Name of Taluka	Village Name	Forest S.No	Forest area in Hect	Status
1	Bhiwandi	Ekasl	76	5.4035	R.F.
2		Chinchavali tarf Kunde	8	0.2065	P.F
3		Kunde.	292	0.784	P.F
			293	0.7195	P.F
			54pt	0.6195	P.F
			52	0.1435	P.F
			51	0.0805	P.F
			54pt	0.119	P.F
4		Dighashi	211	0.175	P.F
			215	2.0405	R.F
				Total	10.3425

Executive Engineer
M.S.E.T. Co. Ltd.
E.H.V. Project Dn. Kalyan

The following documents which are necessary as per Government of India instructions have been received from the Agency.

1) Prescribed form – A, Part I & II.
2) Area statement.
3) Index map of workable scale.
4) Certificate that there is no violation of Forest Conservation Act, 1980 by the Agency.
5) Brief project detail from the Project Authority.
6) The Project Authority has given an undertaking of Net Present Value.
7) The site inspection report of Deputy Conservator of Forests, Thane.

The project authority has not started the non-forestry work on Forest Land. This Project is less than 1.000 ha. and therefore the Compensatory land is not required. Hence Compensatory Afforestation on the area of double degraded forest land i.e. 1.030 ha. is proposed in this division. The project authority is willing to bear the cost of Compensatory afforestation as required the Government and any felling of trees.

The following documents are awaited from the Agency for proposal.

1) The certificate under The Scheduled Tribes and Other Traditional Forest Dwellers (Recognition of Forest Rights) Act, 2006 form Collector, Thane is requested by Project authority. The certificate will be attached in the proposal when it will be issued by the Collector, Thane

This project is for infrastructure development and is of national interest and importance hence the proposal is being recommended and is of diverting the required forest land under Forest (Conservation) Act, 1980 on the following conditions.

1) The legal status of forest land shall remain unchanged.
2) The area diverted will be used only for purpose mentioned in proposal.
3) Cost of Compensatory afforestation to be borne by the Project Authority.
4) Net Present Value to be borne by the Project Authority
5) As and when require by the Forest Department, , E.H.V.Projects Dn.Kalyan will provide well furnished.

(D[illegible]endra Rangaokar)
Dy. Conservator of Forests,
Thane Forest Division, Thane

Encl : 6 sets of proposals.

Copy forwarded to Executive Engineer , E.H.V.Projects Dn.Kalyan for information and necessary action.
Copy to Assistant Conservator of Forests, Mandvi for information and necessary action.
Copy to Range Forest Officer, Padgha, for information and necessary action.

Executive Engineer
M.S.E.T. Co. Ltd.
E.H.V. Project Dn., Kalyan

(54)

उपवनसंरक्षक, ठाणे वन विभाग यांचे कार्यालय

परिक्षेत्र कार्यालय, लाल मातीर रस्ता मार्ग, पोखरण, ता-ठाणे-४००६०२. दूरध्वनी.
Email : dyctthane@mahaforest.gov.in

प्रति

INWARD No. 551
DATE: 25/9/2018
M.S.E.T.C.L.
EHV Projects Dn., Kalyan.
ARCH
HR
F & A

प्रति,
कार्यकारी अभियंता
ई.एच.व्ही.प्रकल्प विभाग,
कल्याण

विषय : Submission forest proposal for work of LILO on 220 KV Padgha-wada for 400Kv Kudus S/s.

वा. कि. क्रम-21/प्रादेशिक/UOR/कार्य/2018-19
ठाणे - ४००६०२, दिनांक: 02/08/2018

संदर्भ : आपले कार्यालय पत्र क्रमांक EB/EHVp/DN/KLN/TL/32 दि.29/11/2017

कार्यकारी अभियंता ई.एच.व्ही.प्रकल्प विभाग कल्याण यांनी संदर्भाधीन पत्रान्वये कळविल्याप्रमाणे 400KV Kudus S/S करीता 9.4 हेक्टरचा क्षेत्र गरजेची असल्याचा प्रस्ताव आपण सादर केला होता. सदर प्रस्तावाच्या on line Part-I प्रणाली मध्ये फक्त 9.4 हेक्टर क्षेत्र मंजूर असल्याचे आढळले आहे. परंतू क्षेत्र निश्चितीसाठी प्रस्ताव वाढीव लागणारे क्षेत्र 10.3425 हेक्टर मिळणे आवश्यक असलेले आहे. त्या प्रमाणे आपण 10.3425 हेक्टरचा सुधारीत प्रस्ताव या कार्यालयास सादर केला आहे. त्याप्रमाणे प्रस्ताव मा.मुख्य वनसंरक्षक यांचा सादर करणेत आलेला आहे. सदर प्रस्ताव Part II on line प्रणाली मध्ये अपलोड असल्याने 10.3425 हेक्टर क्षेत्राचा on line प्रणाली Part-I मध्ये दुरुस्ती करून या कार्यालयास तात्काळ सादर करावे.

(श्री.निलेश रामगावकर)
उपवनसंरक्षक,
ठाणे वन विभाग, ठाणे

Executive Engineer
M.S.E.T.C.L.
EHV Project Dn., Kalyan

(11)

T-19 / T-256 G

Office of Deputy Conservator of Forest, Thane Forest Division

Marathon Circle 1st Bahadur Shastri Road Naupada, Thane 400602

Letter [Forward Seal - Text in English]

Subject: Submission Letter proposal for work of LILO on 220 KV Padgha-Wada for 140 Fv Pylon S-9

C.No. Kaksha-23/FCA/1086/Year 2018-19
Thane - 400601 Date 20/03/2019

To
Executive Engineer
E.H.V. Project Division
Kalyan

Reference: Your letter No. EE/EHV/PD/KLN/T232/Dt. 29/11/2017

In connection with the aforementioned reference, it is hereby informed to the Executive Engineer, E.H.V. Project Division Kalyan that you have submitted a proposal for transferring 9.4 Hectares Area of 9.4 Hectares in the aforementioned online Part – I system of the said proposal. However, after examination of the area, the proposal affecting area has been found as 10.3425 Hectares and accordingly you have submitted revised proposal of 10.3425 Hectares. Subsequently, the proposal has been forwarded before the Hon'ble Chief Conservator of Forest. As the said proposal is to be uploaded in Part II online correction or area of 10.3425 Hectares be carried out in the online system Part I and submit to this office with immediate effect.

Sd/-
(Dr. Jitendra Rangankar)
Deputy Conservator of Forest
Thane Forest Division, Thane

Sd/-
[Seal – Text in English]

Translated by
Mr. Rajesh Sidram Dasa
A Panel Translator of Govt. of Maharashtra
Appointed vide No. [illegible] dated [illegible] by the Government of Maharashtra [illegible]
[illegible]
Language Pair – Marathi To English

TRUE TRANSLATION

MR. RAJESH SIDRAM DASA
Flat No. 601, Paramount Gardens, Balaji Kendhare
Road, Dahisar(e), Mumbai, Pin – 400068
Mobile No. [illegible] Email – [illegible]@gmail.com

MAHATRANSCO

MAHARASHTRA STATE ELECTRICITY TRANSMISSION CO. LTD.

From,
Office of the Executive Engineer
EHV Project Division
[illegible]
[illegible]
M.S.E.T. Co. Ltd., Tel.no.(0251 231 36)
Fax (0251 2308 [illegible], Fax +0251 2301 [illegible]
Email - [illegible]

To,
Deputy Conservator of Forest,
Thane Division,
Thane

Ref.No. EHV/Project/LNT-19/No. 000429 Date: 03 APR 2018

Sub: Correction in Govt proposal sent for proposed project of construction and laying of 220kV D/C LILO on Dahigar Wada & Kalher-Wada transmission line for 400kV Kudus SS of MSETCL, Loan 6.6 Note ID 3425No.

Ref: 1. On-line forest proposal vide FP/MH/TRANSMISSION/[illegible]/DT.09.11.2017

2. Your reference letter No. [illegible] Dated 04/01/2018

With reference to above subject, The on-line forest proposal for proposed project of construction and laying of 220kV D/C on Dahigar Wada & Kalher-Wada transmission line for 400kV Kudus SS was submitted by this office vide ref(1).

Presently the online forest proposal is submitted for forest area of 9.41Ha and the same is incorporated in Form-A of the proposal. But after joint inspection by your forest authority, the forest area changes from 9.41 to 10.3425. The said proposal is in process at C.C.F. office, Thane.

Therefore from corrected vide letter under ref(2) to make correction in forest area of part of on line proposal of the above said work from 9.41L to 10.3425. Accordingly this office has made necessary correction in forest area of part so as to process part of on line forest proposal.

In view of it, it is requested to process the proposal to next stage to get approval accordingly. Kindly find herewith additional annexure please.

(V.R. Awate)
Executive Engineer
EHV Project Division, Kalyan

Copy to:

To Superintending Engineer, EHV Project Circle, Kalyan

Copy to:

To Additional Executive Engineer, EHV Sub Div. Kalyan

Executive Engineer
M.S.E.T. Co. Ltd.
E.H.V. Project Dn., Kalyan

(312)

[redacted]

	Village	Survey No.	Area	Legal Status
	[redacted]			
			0.71.0	
			0.10.0	

Executive Engineer



Executive Engineer

Annexure-X

UNDERTAKING

Diversion of 12.0225 Ha. forest land in favour of EHV Project Division M.S.E.T.C.L. Kalyan for construction of laying of 220 KV LILO M/C Transmission Line on 220 KV Padghe – Wada and Kolshet Wada Transmission Line for 400 KV Kudus Sub-station passing through Thane in the State of Maharashtra.

Ref:-Regional office Nagpur vide letter no. F.No.FC-II/MH-201/2022-NGP/14610 Dated - 29.08.2025.

Condition No.10

With reference to above, we the project authority, do hereby agrees and undertake and agrees to pay the Additional amount of the Net Present Value (NPV) of the diverted forest land if any, becoming due after revision of the same by the Hon'ble Supreme court of India in future, shall be charged by the State Government from the User Agency.

(Ajay Athavale)
Executive Engineer,
EHV Project division, MSETCL,
Kalyan.

Executive Engineers
M.S.E.T. Co. Ltd.
E.H.V. Projects Dn Kalyan

PLACE:- Kalyan.
DATE :- *31 / 10 /2025*

Annexure - XI

UNDERTAKING

Diversion of 12.0225 Ha. forest land in favour of EHV Project Division M.S.E.T.C.L. Kalyan for construction of laying of 220 KV LILO M/C Transmission Line on 220 KV Padghe – Wada and Kolshet – Wada Transmission Line for 400 KV Kudus Sub-station passing through Thane in the State of Maharashtra.

Ref:-Regional office Nagpur vide letter no F.No.FC-II/MH-201/2022-NGP/14610 Dated - 29.08.2025.

Condition No. 11

With reference to above, we the project authority, do hereby agrees and undertake that, All the funds received/deposited from the User Agency under the project shall be transferred/deposited to CAMPA fund only through e-portal (https://parivesh.nic.in/).

(Ajay Athavale)
Executive Engineer,
EHV Project division, MSETCL,
Kalyan.

Executive Engineer
M.S.E.T. Co. Ltd.
E.H.V. Projects Div. Kalyan

PLACE:- Kalyan.
DATE :- 31 / 10 /2025

Annexure-II

AGENCY COPY

यूनियन बैंक Union Bank of India

NEFT / RTGS CHALLAN for CAMPA Funds

Date : 28-10-2025

Agency Name.	MAHATRANSCO
Application No.	6448241315
MoEF/SG File No.	FC-II/MH-201-2022-NGP
Location.	MAHARASHTRA
Address.	O/O THE EXECUTIVE ENGINEER, MSETCL, EHV CONSTRUCTION DIVISION, KALYAN Thane
Amount(in Rs)	36743499/-

Amount In Words :Three Crore Sixty-Seven Lakh Forty Three Thousand Four Hundred and Ninety-Nine Rupees Only

NEFT/RTGS to be made as per following details;

Beneficiary Name:	MAHARASHTRA CAMPA
IFSC Code.	UBIN0986335
Pay to Account No.	150786448241315 Valid only for this challan amount.
Bank Name & Address:	Union Bank Of India FCS Centre,21/1, III Floor, Jellita Towers, Mission Road, Bengaluru-560027

- This Challan is strictly to be used for making payment to CAMPA by NEFT/RTGS only

BANK COPY

यूनियन बैंक Union Bank of India

NEFT / RTGS CHALLAN for CAMPA Funds

Date : 28-10-2025

Agency Name.	MAHATRANSCO
Application No.	6448241315
MoEF/SG File No.	FC-II/MH-201-2022-NGP
Location.	MAHARASHTRA
Address:	O/O THE EXECUTIVE ENGINEER, MSETCL, EHV CONSTRUCTION DIVISION, KALYAN Thane
Amount(in Rs)	36743499/-

Amount In Words :Three Crore Sixty Seven Lakh Forty-Three Thousand Four Hundred and Ninety-Nine Rupees Only

NEFT/RTGS to be made as per following details;

Beneficiary Name.	MAHARASHTRA CAMPA
IFSC Code:	UBIN0986335
Pay to Account No.	150786448241315 Valid only for this challan amount.
Bank Name & Address:	Union Bank Of India FCS Centre, 21/1, III Floor, Jellita Towers, Mission Road, Bengaluru-560027

- This Challan is strictly to be used for making payment to CAMPA by NEFT/RTGS only

Note:After making the required payment through challan, if the payment status has not been updated even after 7 working days, then kindly mail a copy of your challan with transaction date and reference id to Email: fcsblr@unionbankofindia.bank , epurse@unionbankofindia.bank, ubin0903710@unionbankofindia.bank

Executive Engineer
M.S.E.T. Co. Ltd.
E.H.V. Projects Dn. Kalyan

Annexure - XI / 8

Account Statement from 29 Oct 2025 to 29 Oct 2025

Txn Date	Value Date	Description	Ref No./Cheque No.	Branch Code	Debit
29/10/2025	29/10/2025	TO DEBIT THROUGH CHEQUE-SBI 001219FOR MAHARASHTRA CAMPA-804057	/ 804057	399	1,00,00,000.00
29/10/2025	29/10/2025	TO DEBIT THROUGH CHEQUE-SBI 001219FOR MAHARASHTRA CAMPA-804058	/ 804058	399	1,00,00,000.00
29/10/2025	29/10/2025	TO DEBIT THROUGH CHEQUE-SBI 001219FOR MAHARASHTRA CAMPA-804059	/ 804059	399	1,00,00,000.00
29/10/2025	29/10/2025	TO DEBIT THROUGH CHEQUE-SBI 001219FOR MAHARASHTRA CAMPA-804060	/ 804060	399	67,43,548.20
29/10/2025	29/10/2025	CHQ TRANSFER-CHEQUE TRANSFER TO-804056	/ 804056	399	4,75,718.00
29/10/2025	29/10/2025	TO CLEARING-Chq 804048 Sess 3 BHOIR BALU DAMU 0000219000-804048	/ 804048	5076	22,440.00
29/10/2025	29/10/2025	TO TRANSFER-INB NEFT UTR NO: SBIN525302217102-Vilas Padu Patil	NEFT INB: CNAEQDLZG1 TRANSFER TO 46981138044302 / Vilas Padu Patil	99922	51,444.00
29/10/2025	29/10/2025	TO TRANSFER-INB NEFT UTR NO: SBIN525302215404-Dhananjay Maruti Kadam	NEFT INB: CNAEQDLXH5 TRANSFER TO 46981140044309 / Dhananjay Maruti Kadam	99922	21,744.00
29/10/2025	29/10/2025	TO TRANSFER-INB TI Balance Sachin Palkar-	CT00WIRWE0 TRANSFER TO 61012081868 Mr. SACHIN SITARAM PA /	99922	366.00

UTR No. SBIN525302291106

Executive Engineer
M.S.E.T. Co. Ltd.
E.H.V. Projects Du Kalwa

Scanned with O

Annexure - IX

Principal No.	Application No.	Name	Category	Principal Date	Vendor Invoice	Fill Payment Details
						Paid
						Paid
						Paid
						Paid
						Paid
						Paid
						Paid
						Paid
						Paid
						Paid

Annexure - XII

CERTIFICATE

Diversion of 12.0225 Ha. forest land in favour of EHV Project Division M.S.E.T.C.L. Kalyan for construction of laying of 220 KV LILO M/C Transmission Line on 220 KV Padghe – Wada and Kolshet Wada Transmission Line for 400 KV Kudus Sub-station passing through Thane in the State of Maharashtra.

Ref:- Regional office Nagpur vide letter no. F.No.FC-II/MH-201/2022-NGP/14610 Dated - 29.08.2025.

Condition No.12

With reference to above, we the project authority hereby agreed and taken approval of SBWL and NBWL attached herewith.

(Ajay Athavale)
Executive Engineer,
EHV Project division, MSETCL,
Kalyan.

Executive Engineer
M.S.E.T. Co. Ltd.
E.H.V. Project Dn Kalyan

PLACE:- Kalyan.
DATE :- 31 / 10 /2025

Annexure-XII/A

महाराष्ट्र शासन
महसूल व वन विभाग
प्रधान मुख्य वनसंरक्षक (वनबल प्रमुख), महाराष्ट्र राज्य, नागपूर यांचे कार्यालय.
O/o Principal Chief Conservator of Forests (HoFF), Maharashtra State
प्रधान मुख्य वनसंरक्षक (वन्यजीव), महाराष्ट्र राज्य
Principal Chief Conservator of Forests (Wildlife), Maharashtra State
Phone - 0712-2549163
E-mail - [illegible]
Website - www.mahaforest.gov.in
"Van Bhavan" 3rd Floor, Ramgiri Road, Civil Lines, Nagpur 440 001

पत्र-ईमेल क्रमांक:- कक्ष २३(२)/वजी/सर्व्हे/प्र.क्र.६५/४८१७ /२०२४-२५ दिनांक ०८/१०/२०२४

प्रति,

कार्यकारी अभियंता,
महाराष्ट्र राज्य विज वाहिनी, कं. लि.
कल्याण
Email- ee7620@mahatransco.in/ ee7620@gmail.com

विषय:- ठाणे जिल्ह्यातील **तानसा** वन्यजीव अभयारण्याच्या **मानिव पर्यावरण संवेदनशील** क्षेत्रातून जाणाऱ्या ४०० के. वी. कुडूस सबस्टेशनसाठी २२० के.व्ही. पडघे-वाडा आणि कोलशेत-वाडा ट्रान्समिशन लाइनवर २२० के.व्ही. ट्रान्समिशन लाइनचे बांधकामासाठी वन्यजीव मान्यतेचा प्रस्ताव. (**तानसा वन्यजीव अभयारण्याचे मानिव पर्यावरण संवेदनशील क्षेत्र**)

संदर्भ: १. या कार्यालयाचे पत्र क्रमांक कक्ष-२३(२)/वजी/सर्व्हे/प्र.क्र.६५/८६६, दि. २४/०६/२०२४.
२. शासन पत्र क्र. डब्ल्यूएलपी-०३.२४/प्र.क्र. १७/फ-१, दि. २४/०६/२०२४ अन्वये दिनांक २७/०६/२०२४ रोजी संपन्न झालेली राज्य वन्यजीव मंडळाच्या स्थायी समितीची द्वितीय बैठक.
३. शासन पत्र क्र. डब्ल्यूएलपी-०३.२४/प्र.क्र. १७/फ-१, दि. ०९/०७/२०२४
४. या कार्यालयाचे पत्र क्रमांक कक्ष-२३(२)/वजी/सर्व्हे/प्र.क्र.६५/१०३९, दि. ०५/०७/२०२४.
५. महाराष्ट्र राज्य विद्युत पारेषण कंपनी मर्या कंपनी या कार्यालयास लेटरहेड लिहिलेले पत्र क्र. का.अ/अउदाप्र. वि./कल्याण/१२४३, दिनांक ०८/०७/२०२४
६. या कार्यालयाचे पत्र क्रमांक कक्ष-२३(२)/वजी/सर्व्हे/प्र.क्र.६५/११५६, दि. १५/०७/२०२४.
७. केंद्र शासनाचे परिवेश या संकेतस्थळावरील दिनांक २०/०९/२०२४ रोजीची Dy. Director (Wildlife) यांची Remark.

संदर्भीय पत्र १ अन्वये विषयांकित प्रकरणीचा प्रस्ताव राज्य वन्यजीव मंडळाचे निर्णयार्थ ठेवण्यासाठी राज्य शासनास सादर करण्यात आलेला होता. राज्य वन्यजीव मंडळाच्या स्थायी समितीची द्वितीय बैठक दिनांक २७/०६/२०२४ रोजीचे बैठकीमध्ये विषयांकित प्रस्ताव निर्णयार्थ मंडळासमोर सादर करण्यात आला होता. मंडळाने सदर बैठकीमध्ये प्रस्तुत प्रस्तावाची मुख्य वन्यजीव रक्षक, महाराष्ट्र राज्य यांनी घालून दिलेल्या अटींवर राष्ट्रीय वन्यजीव मंडळाकडे पाठविण्याची शिफारस केलेली आहे.

शासनाकडून संदर्भ पत्र ३ अन्वये राज्य वन्यजीव मंडळाच्या सुधारीत समितीची द्वितीय बैठकीचे कार्यवृत्तांतास मान्यता प्राप्त झाली असून, राज्य वन्यजीव मंडळाच्या स्थायी समितीने घालून दिलेल्या अटींचो पूर्तता करण्यासाठी प्रकल्प यंत्रणेस संदर्भ पत्र ४ अन्वये अटींचो पूर्तता करण्याचे कळविण्यात आले होते.

त्याअनुषंगाने तानसा वन्यजीव अभयारण्याच्या मानिव पर्यावरण संवेदनशील क्षेत्रामध्ये येणा-या प्रकल्पाच्या अंदाजपत्रकीय रक्कम रू. २९९७.०८ लक्षाच्या २ % रक्कम रु. ५९.९४२ लक्ष उपवनसंरक्षक (वन्यजीव), ठाणे यांचेकडे जमा करणेबाबत व मुद्रांकावर (Stamp Paper) लिखीत हमीपत्र संदर्भ पत्र ५ अन्वये प्रकल्प यंत्रणेने या कार्यालयास सादर केलेले आहे. त्यानुसार प्रस्ताव प्रस्तुत प्रस्ताव Part - V सह राष्ट्रीय वन्यजीव मंडळाचे निर्णयार्थ ठेवण्यासाठी केंद्र शासनास या कार्यालयाचे संदर्भ पत्र ६ अन्वये शासनास विनंती करण्यात आली होती.

आता प्रस्तावास केंद्र शासनाचे पर्यावरण या संकेतस्थळावरील दिनांक २०/०९/२०२४ रोजीचे Dy. Director (Wildlife) यांचे Remark खालीलप्रमाणे आहे.

As per the Ministry's guidelines, only those activities proposed in ESZ which require Environment Clearance shall require recommendations of the SCNBWL.

The projects related to transmission lines are not listed in the schedule of the EIA Notification, 2006, and only projects listed in the schedule of the EIA Notification, 2006, as amended from time to time, require prior environmental clearance.

Since, the project does not require EC, it does not require consideration by the SCNBWL.

वरील Remark पाहता सदर प्रस्तावास राष्ट्रीय वन्यजीव मंडळाच्या मान्यतेची, तसेच २% रक्कम भरणा करण्याची आवश्यकता नाही. असे कळविले असल्याने. सदर प्रकल्पाची कामे सुरू करण्यास्तव, इतर प्राधिकरणाकडून काही परवानगी घेणे आवश्यक असल्यास ती घेवून कामे करण्यास मान्यता प्रदान करण्यात येत आहे.

(विवेक खांडेकर)
मुख्य वन्यजीव रक्षक तथा
अपर प्रधान मुख्य वनसंरक्षक (वन्यजीव),
महाराष्ट्र राज्य

प्रतिलिपी :- प्रधान सचिव (वने), महसूल व वनविभाग, मंत्रालय मुंबई यांना माहितीस सादर.
प्रतिलिपी :- अपर प्रधान मुख्य वनसंरक्षक तथा केंद्रस्थ अधिकारी यांना माहिती व योग्य त्या कार्यवाहीस अग्रेषित.
प्रतिलिपी :- अपर प्रधान मुख्य वनसंरक्षक (वन्यजीव) पश्चिम, मुंबई यांना माहिती व योग्य त्या कार्यवाहीस अग्रेषित.
प्रतिलिपी :- उपवनसंरक्षक (वन्यजीव), ठाणे यांना माहिती व योग्य त्या कार्यवाहीस अग्रेषित.

Government of Maharashtra

Revenue and Forest Department

Office of the Principal Chief Conservator of Forests (Head of Forest Force), Maharashtra State, Nagpur

o/o Principal Chief Conservator of Forests (HoFF), Maharashtra State

Phone - 07122561063

E mail - cwldlife.nagpur-mahaforest@gov.in

Website - www.mahaforest.gov.in

Principal Chief Conservator of Forests (Wildlife)
Maharashtra State Wan Bhavan Parisar, Ramgiri
Road No. 4, Civil Lines, Nagpur 440001

Letter / E-mail No.: Section-2(2)/Wildlife/Survey/Case No. 65/प्रा.वि./2024-25 **Date:** 08/10/2024

To:
The Executive Engineer,
Maharashtra State Electricity Transmission Co. Ltd.,
Kalyan
Email: ee2@mahatransco.in / ee22@gmail.com

Subject: Proposal for wildlife clearance for construction of a 220 KV transmission line on the 220 KV Padgha-Wada and Kalwa (Wada Extension) Line for the 400 KV Kudus Substation passing through the Sanjay Gandhi Zone (SGZ) of Tansa Wildlife Sanctuary, Thane District *(Original Proposal Received from Wildlife Secretary)*

References: 1. This office's letter No. Section-2(2)/Wildlife/Survey/Case No. 65/866, dated 21/08/2024

2. Government Letter No. WLP-0124/Case No. 127/F-2, dated 24/06/2024, regarding the second meeting of the State Board for Wildlife (Standing Committee) held on 27/06/2024.

3. Government Letter No. WLP-0124/Case No. 127/F-2, Dated 01/07/2024.

4. This office letter No. Section-2 (2)/Wildlife/Survey/Case No. 65/1069, dated 18/07/2024

5. Letter No. Kal.A/Anda.VI /Kalyan/ 1243 dated 08/07/2024 from Maharashtra State Electricity Transmission Co. Ltd. addressed to this office

6. This office letter No. Section- 2(2)/Wildlife/Survey/Case No. 65/ 1169, dated: 29/10/2024.

7. Remarks of the Hon'ble Minister (Wildlife), Government of India, dated 20/09/2024 as reflected on the Parivesh portal.

As per the above references, the proposal in question was submitted to the State Government for placing before the State Board for Wildlife (SBWL) for its consideration and decision.

The subject proposal was placed before the Second Meeting of the Standing Committee of the State Board for Wildlife held on 27/06/2024, wherein the Committee recommended forwarding the proposal to the National Board for Wildlife (NBWL), subject to the conditions prescribed by the Chief Wildlife Warden

To, [illegible] Date:

As per Environment Protection Act, 1986 approval for [illegible] recorded in the minutes of the said meeting of the NBWL's Standing Committee, and the project authority is accordingly informed not to execute the project in the conditions laid down by the Committee.

In compliance with these conditions, the project authority (MSETCL) has submitted to this office vide its letter dated 08/07/2024 (Reference No. 01 — a written undertaking on stamp paper and proof of payment of Rs. 1% of the estimated project cost (₹208.208 Lakh), i.e. an amount of ₹2.08 Lakh, to the Deputy Conservator of Forests (Wildlife), Thane.

Accordingly, this office had recommended the State Government, vide letter (Reference No. 6), in favour of the proposal (vide Part V) to the Central Government for consideration by the National Board for Wildlife (NBWL).

Now, as per the remarks of the Dy. Director (Wildlife), Government of India, dated 20/09/2024, uploaded on the Parivesh portal, the following has been stated:

"As per the Ministry's guidelines, only those activities proposed in ESZ which require Environmental Clearance (EC) shall require recommendations of the Standing Committee of the NBWL (SCNBWL). The projects related to transmission lines are not listed in the schedule of the EIA Notification, 2006, and only projects listed in that schedule, as amended from time to time, require prior environmental clearance.
Since this project does not require EC, it does not require consideration by the SCNBWL."

In view of the above remarks, it is hereby informed that the said project does not require the approval of the National Board for Wildlife, nor is there any need to deposit 1% of the project cost.

Accordingly, permission is hereby granted to commence the project work, subject to obtaining any other necessary permissions from relevant authorities, if not yet done.

Sd/-

(Vivek Khandekar)
Chief Wildlife Warden &
Additional Principal Chief
Conservator of Forests (Wildlife),
Maharashtra State

Copy to:

- The Principal Secretary (Forests), Revenue and Forest Department, Mantralaya, Mumbai – for information.
- The Additional Principal Chief Conservator of Forests & Nodal Officer – for information and necessary action.
- The Additional Principal Chief Conservator of Forests (Wildlife), West, Mumbai – for information and necessary action.
- The Deputy Conservator of Forests (Wildlife), Thane – for information and necessary action.

Annexure - XII/-

महाराष्ट्र शासन
महसुल व वन विभाग
प्रधान मुख्य वनसंरक्षक(वनबल प्रमुख), महाराष्ट्र राज्य, नागपूर यांचे कार्यालय.
O/o Principal Chief Conservator of Forests (HoFF), Maharashtra State

Phone - 0712 2549563
E-mail - pccfwlngp@mahaforest.gov.in
Website - www.mahaforest.gov.in

प्रधान मुख्य वनसंरक्षक (वन्यजीव), महाराष्ट्र राज्य
Principal Chief Conservator of Forests (Wildlife), Maharashtra State
"Van Bhavan" 3rd Floor, Rangiri Road, Civil Lines, Nagpur 440 001

पत्र-ईमेल क्रमांक:- कक्ष-२३(२)/वजी/सर्व्हे/प्र.क्र.६५/२०२४-२५, दिनांक २५/०६/२०२४

प्रति,
प्रधान सचिव (वने),
महसुल व वनविभाग,
मंत्रालय, मुंबई-३२.

विषय:- ठाणे जिल्ह्यातील तानसा वन्यजीव अभयारण्याच्या भौगोलिक पर्यावरण संवेदनशील क्षेत्रातून।
जाणाऱ्या ४०० के. व्ही. कुडूस सबस्टेशनसाठी २२० के.व्ही. पडघे-वाडा आणि कोलशेत-वाडा ट्रान्समिशन लाइनवर २२० के.व्ही. LILO M/C ट्रान्समिशन लाइनचे बांधकाम आणि टाकण्यासाठी १२.०२२५ हे. वनजमीन वळतीकरणाचा प्रस्ताव.
(तानसा वन्यजीव अभयारण्याचे मानीव पर्यावरण संवेदनशील क्षेत्र)

संदर्भ का कार्यालयास उद्देशून लिहिलेले अपर प्रधान मुख्य वनसंरक्षक (वन्यजीव), पश्चिम, मुंबई यांचे पत्र क्रमांक कक्ष-३/जमीन/NBWL/प्र.क्र.२६१/१३९, दिनांक १३/०६/२०२४.

राष्ट्रीय उद्यान/अभयारण्य/व्याघ्र प्रकल्प यांचे/ पर्यावरण संवेदनशील क्षेत्रात पर्यटन काम करण्यासाठी भारत सरकार, पर्यावरण व वन मंत्रालय, यांचे पत्र क्रमांक F.No. 6-30/2019-WL, दिनांक १५/१२/२०२३ अन्वये सुधारीत मार्गदर्शक सूचना निर्गमित केलेल्या आहेत.

विषयांकित प्रकरणी प्रस्तावित प्रकल्प ठाणे जिल्ह्यातील तानसा वन्यजीव अभयारण्याच्या मानीव पर्यावरण संवेदनशील क्षेत्रातून जाणाऱ्या ४०० के. व्ही. कुडूस सबस्टेशनसाठी २२० के.व्ही. पडघे-वाडा आणि कोलशेत-वाडा ट्रान्समिशन लाइनवर २२० के.व्ही. LILO M/C ट्रान्समिशन लाइनचे बांधकाम करण्यासाठी २६.२९२० हे. वन व वनेत्तर जमीन वळतीकरणाच्या प्रस्तावास वन्यजीव मान्यतेकरिता अपर प्रधान मुख्य वनसंरक्षक (वन्यजीव) पश्चिम, मुंबई यांनी संदर्भिय पत्रान्वये सदर प्रस्ताव शिफारसीसह या कार्यालयास सादर केलेला आहे.

सदर प्रस्तावास राष्ट्रीय वन्यजीव मंडळाच्या पुढील सूचनांची पूर्तता आवश्यक आहे. प्रस्तावित प्रकल्प प्रथम राज्य वन्यजीव मंडळाचे स्थायी समितीचे बैठकीमध्ये सादरीकरण होणे आवश्यक आहे.

सदर प्रस्तावातील ठळक बाबी खालील प्रमाणे आहेत.

- सदर क्षेत्र हे तानसा वन्यजीव अभयारण्याचे मानीव पर्यावरण संवेदनशील क्षेत्रात प्रस्तावित आहे.
- सदर प्रकल्पासाठी १२.०२२५ हे. व-क्षेत्र आणि १४.२६९५ हे. वनेत्तर क्षेत्र असे एकुण २६.२९२० हे. प्रस्तावित असून, सदर क्षेत्र तानसा वन्यजीव अभयारण्याचे मानीव पर्यावरण संवेद-नशील क्षेत्रात येत आहे.
- सदर प्रकल्प तानसा वन्यजीव अभयारण्याचे मानीव पर्यावरण संवेदनशील क्षेत्रातील वनक्षेत्राची लांबी ३.४३५ कि.मी. व वनेत्तर क्षेत्रातील लांबी ४.०७७ कि.मी. अशी एकुण ७.५१२ कि मी अंतरात प्रस्तावित आहे.
- प्रकल्पाचे स्थळ हे तानसा वन्यजीव अभयारण्याचे मानीव पर्यावरण संवेदनशील क्षेत्रातील पडघे-वाडा आणि कोलशेत –वाडा मध्ये प्रस्तावित आहे.
- सदर प्रस्ताअमध्ये ६० से.मी. चे खालील ५०७ वृक्ष आणि ६० से.मी. च्या वर १६२ असे एकुण ६६९ वृक्षांची तोड प्रस्तावित आहे.
- वन्यजीव (संरक्षण) अधिनियम, १९७२ चे कलम ३८-ओ-१(g) अनुसार प्रस्तुत प्रकल्प व्याघ्र प्रकल्पामध्ये येत असल्याने, राज्य वन्यजीव मंडळ तसेच राष्ट्रीय वन्यजीव मंडळाच्या स्थायी समितीची पान्यता घेणे प्रकल्प यंत्रणेस बंधनकारक आहे.
- प्रस्ताअसोबत प्रकल्प यंत्रणेने प्रस्तावित स्थळाचे ड्रोनव्दारे घेतलेले छायाचित्र आणि चित्रीकरण सादर केलेले आहे.
- सदर प्रकल्प यंत्रणेने पारिवेश या संकेत स्थळावर ऑनलाईन सादर केलेला आहे.
- **तानसा वन्यजीव अभयारण्याच्या मानीव पर्यावरण संवेदनशील क्षेत्रातील प्रकल्पाची एकुण किंमत अंदाजे रू. २९९७.०८ लक्ष राहणार आहे**
- महाराष्ट्र शासनाचे दिनांक २३/११/२०२३ रोजीचे पत्रान्वये खाजगिनींवर करण्यात येणा-या विकासात्मक कामांसाठी (ऑप्टीकल फायबर केबल (OFC), विद्युत केबल्स, पाण्याची पाईपलाईन, गॅस/पेट्रोलियम पाईपलाईन, रस्ते इ.) खोदकाम करतांना प्रकल्प यंत्रणेद्वारे / उत्खननकर्त्यांद्वारे "Call Before u Dig" (CBuD) या मोबाईल ॲपचा वापर अनिवार्य करण्यात आला असून, खोदकाम करण्यास परवानगी देण्याच्या आदेशामध्ये सदर ॲपचा वापर केल्याशिवाय खोदकाम/ उत्खनन करता येणार नाही या अटीचा समावेश करण्यात यावा, असे निर्देश आहेत त्याअनुषंगाने सदर अटीचा समावेश Part-IV मध्ये करण्यात आलेला आहे.

Annexure - XII

प्रस्तावित प्रकल्पास अपरोक्त निर्णय-तुमार राज्य वन्यजीव मंडळाचे विचारार्थ व शिफारशीसाठी सादर करण्यास विनंती आहे. या कार्यालयाचे अभिप्राय प्रपत्र भाग- १ मधील मुद्दा क्रमांक ७ (i) ते (vi) मध्ये व प्रपत्र भाग IV नी पूर्तता करुन शासनास सादर करण्यात येत आहे.

सहपत्र- वरील प्रमाणे प्रपत्र भाग I ते IV

(महिप गुप्ता)
मुख्य वन्यजीव रक्षक तथा
प्रधान मुख्य वनसंरक्षक (वन्यजीव),
महाराष्ट्र राज्य

प्रतिलिपी :- अपर प्रधान मुख्य वनसंरक्षक तथा केंद्रस्थ अधिकारी यांना माहिती व योग्य त्या कार्यवाहीस अग्रेषित.

प्रतिलिपी :- अपर प्रधान मुख्य वनसंरक्षक (वन्यजीव) पश्चिम, मुंबई यांना माहिती व योग्य त्या कार्यवाहीस अग्रेषित.

प्रतिलिपी :- उपवनसंरक्षक (वन्यजीव), ठाणे यांना माहिती व योग्य त्या कार्यवाहीस अग्रेषित.

प्रतिलिपी :- कार्यकारी अभियंता, महाराष्ट्र राज्य विज वाहिनी, वि. नि. कल्याण यांना माहिती व योग्य त्या कार्यवाहीस अग्रेषित.(Email- Ee7620mahatransco.in / ee7620@gmail.com)

(महिप गुप्ता)
मुख्य वन्यजीव रक्षक तथा
प्रधान मुख्य वनसंरक्षक (वन्यजीव),
महाराष्ट्र राज्य

Government of Maharashtra
Revenue and Forest Department
Office of the Principal Chief Conservator of Forests (Head of Forest Force), Maharashtra State, Nagpur
O/o Principal Chief Conservator of Forests (HoFF), Maharashtra State

Phone: 0712-2561954
E-mail: pcfwlife-mh@mahafor.gov.in
Website: www.mahaforest.gov.in

Principal Chief Conservator of Forests (Wildlife),
Maharashtra State

Van Bhavan, 2nd Floor, Ramgiri Road, Civil
Lines, Nagpur 440001

Letter/Email No.: Section-23(2)/Wildlife/Survey/Case No. 65/Sur/2024-25 Date: 24/06/2024

To,
The Principal Secretary (Forests),
Revenue and Forest Department,
Mantralaya, Mumbai-32.

Subject: Proposal for diversion of 12.0225 hectares of forest land for construction and laying of a 220 KV D/C M/C transmission line on the 220 KV Padghe-Wada and Kalset-Wada transmission lines for the 400 KV Kudus Substation passing through the Eco-Sensitive Zone (ESZ) of Tansa Wildlife Sanctuary in Thane District.
(Notified Eco Sensitive Zone within Tansa Wildlife Sanctuary)

Reference: Letter No. Section-3/Land/NBWL/Case No. 262/139 dated 13/06/2024 from the Additional Principal Chief Conservator of Forests (Wildlife) West, Mumbai addressed to this office.

As per the Government of India, Ministry of Environment and Forests, Letter No. F. No. 6-30/2019-WL dated 13/12/2023 revised guidelines have been issued for carrying out non-forest activities in National Parks / Wildlife Sanctuaries / Tiger Corridors / Eco-Sensitive Zones.

In the subject matter, the Additional Principal Chief Conservator of Forests (Wildlife), West, Mumbai has submitted a proposal along with recommendations for clearance for diversion of 26.2921 hectares (12.0225 ha forest + 14.2696 ha non-forest land) for construction of a 220 KV D/C M/C transmission line on the Padghe-Wada and Kalset-Wada transmission lines leading to the 400 KV Kudus Substation, which passes through the Eco Sensitive Zone (ESZ) of Tansa Wildlife Sanctuary in Thane District.

The said proposal requires the approval of the standing Committee of the National Board for Wildlife (NBWL). The proposal must first be placed before the Standing Committee of the State Board for Wildlife (SBWL) for consideration and approval.

ient features of the Proposal:

- The proposed area lies within the Eco-Sensitive Zone of Tansa Wildlife Sanctuary
- The project involves the diversion of 12.9225 hectares of forest land and 14.7695 hectares of non-forest land totalling 26.3920 hectares.
- The transmission line traverses 3.435 km of forest area and 4.077 km of non-forest area, covering a total distance of 7.512 km within the ESZ.
- The project site is located between Pariglia-Wada and Kelwel-Wada within the ESZ of Tansa Wildlife Sanctuary.
- A total of 869 trees (307 below 60 cm girth and 562 above 60 cm girth) are proposed to be felled.
- As the proposed project falls within a tiger corridor, as per Section 38-O(1)(g) of the Wildlife (Protection) Act, 1972, obtaining approval from both the State Board for Wildlife (SBWL) and the National Board for Wildlife (NBWL) is mandatory.
- The project authority has submitted drone photographs and video footage of the proposed site along with the proposal.
- The project has been submitted online through the Parivesh portal.
- The estimated cost of the project within the ESZ of Tansa Wildlife Sanctuary is approximately ₹2007.08 lakh (20.07 crore).
- As per the Government of Maharashtra Circular dated 23/11/2023, all project authorities must mandatorily use the "Call Before You Dig (CBUD)" module for application for excavation related to developmental works (Optical Fibre Cable, Electric Cables, Water Pipelines, Gas/Petroleum Pipelines, Roads, etc.) on forest lands. The excavation permission order must include the condition that no digging/excavation can be carried out without using the CBUD App. Accordingly, this condition has been included in Part IV of the proposal.

Hence, it is requested that the aforementioned proposal be presented to the State Board for Wildlife for consideration and approval in accordance with the decisions mentioned above. The remarks of this office on Points 7(i) to 7(vi) in Part I of the proposal and the completed Part IV forms are submitted to the Government for further action.

Enclosures: Proforma Part I to Part IV, as mentioned above.

Sd/-

(Milind Gupta)

Chief Wildlife
Conservator &
Principal Chief
Conservator of Forests
(Wildlife),
Maharashtra State

Copy to:

- Additional Principal Chief Conservator of Forests and Nodal Officer, for information and necessary action.
- Additional Principal Chief Conservator of Forests (Wildlife), West Mumbai — for information and necessary action
- Deputy Conservator of Forests (Wildlife), Thane — for information and necessary action
- Executive Engineer, Maharashtra State Electricity Transmission Co. Ltd., Kalwa — for information and necessary action.

Email: ce2mahatransco@gmail.com.

Sd/-

(Mahip Gupta)
Chief Wildlife
Conservator &
Principal Chief
Conservator of Forests
(Wildlife),
Maharashtra State

Annexure-XII/A

(To be attached to part I)

Opinion of the Chief Wildlife Warden, Maharashtra State

["Proposal for Diversion of 12.0225 ha. of forest land for construction & laying of 220 KV LILO M/C Transmission line on 220 KV Padge-Wada and Lolshet -Wada Transmission line for 400 KV Kudus substation Passing through Deemed Eco Sensitive Zone of Tansa WLS in Thane Dist (Deemed Eco-Sensitive Zone of Tansa Wildlife Sanctuary)"]

i) Brief history of the Protected Area :-

The Tansa Wildlife Sanctuary comprises forests covering the catchment area of three rivers namely Tansa, Vaitarna and Gargai. A small area on the eastern drains into Bhatsa River. About 216.75 Sq. km area was notified as sanctuary in 1970 (Notification No. WLP/1667/142822/Y, dated 12th June 1970). An additional area 88.06 Sq. Km was notified under WPA,1972 vide WLP 1085/CR- 588/IV/F-5 dtd. 16th Sept 1985, but being contiguous RF; area with the Wildlife Division of Tansa Wildlife Sanctuary is 333.69 Sq. Km of which 62% of the area of Tansa Wildlife Sanctuary is in Shahapur Taluka, District-Thane, 27% in Wada Taluka and 11% in Mokhada Taluka of Palghar district. The lakes of Tansa and Vaitarna are the major source of drinking water supply to Mumbai and Thane

ii) Current status of wildlife:

At least 50 species of mammals, 24 species of reptiles and about 221 species of birds have been found in the sanctuary. The list of species representing 144 genera of vertebrates are found to Zoological Survey of India in Mid eighties (Singh and Pradhan 1992). The study also covered their status in the sanctuary

iii) Current status of pressures on Protected Areas:-

The sanctuary area is constantly under threat from human activities, due to encroachment on fertile plains of sanctuary is threating the wild fauna and flora as the forest areas are cleared for agriculture and dwelling units by the tribal population on a very large scale. Forest fires, grazing of livestock, dumping of domestic waste are some activities which are threatening wildlife sanctuary.

iv) Impact of project on wildlife, habitat management and access/use of resource by various stakeholders :-

The beneficial for meeting the load demand of industrial area in Wada area which may increase the employment in tribal area of Palghar District

Hence bare minimum area for Transmission line has been proposed as per technical requirements of the user agency. No noticeable negative impacts envisaged on the flora and fauna of the Wildlife Sanctuary.

v) **Contiguous wildlife areas, which would benefit wildlife if added to National Parks/Sanctuary :-**

NA

vi) **Other areas in the State, which have been recommended by State Government, Wildlife Institute of India, BNHS, SACON, IISC, IUCN or other expert body for inclusion in Protected Area Network :-**

The areas recommended by Wildlife Institute of India, BNHS, and other stakeholders are considered and majority of the areas have been notified as Protected Areas from 2012 to 2024. Following is the abstract of such area notified as protected areas during 2012 to 2024.

Sr. No.	Particular	Nos.	Area (in Sq.km.)
1	Wildlife Sanctuary	18	2376.30
2	Conservation Reserve	27	1874.42
	Total	**45**	**4250.72**

Proposals for notification of following Protected Areas are being examined and some are under the consideration of State Government.

Sr. No.	Name of proposed WLS /Cons. Reserve	District	Approx. Area (sq.kms)
1	2	3	4
1	Gingambawada Conservation Reserve	Kolhapur	105.47
2	Ajara- Bhudargad Conservation Reserve	Kolhapur	246.63
3	Taharabad Conservation Reserve	Nashik	122.45
4	Velhe-Mulshi Conservation Reserve	Pune / Raigad	87.41
5	Naneghat Conservation Reserve	Pune / Thane	98.78
6	Bhorgirigad Conservation Reserve	Pune	37.64
7	Dindori Conservation Reserve	Nashik	62.10
8	Surgana Conservation Reserve	Nashik	86.28
9	Karephat Conservation Reserve	Nandurbar	97.45
10	Chinchpada Conservation Reserve	Nandurbar	93.91
11	Alibag Conservation Reserve	Raigad	60.03
12	Ghera Manikgad Conservation Reserve	Raigad	53.25

Annexure-XII/

13	Rajmachi Conservation Reserve	Thane/Pune	83.15
14	Lonavala Conservation Reserve	Pune / Raigad	121.20
15	Gunjtara Conservation Reserve	Thane	175.50
16	Jawhar Conservation Reserve	Palghar	118.28
17	Dhamani Conservation Reserve	Palghar	49.15
18	Asherigad Conservation Reserve	Palghar	80.95
19	Ekara Conservation Reserve	Chandrapur	102.99
	Total		**1845.62**

Nagpur
Dated : 24/06/2024

(Maheep Gupta)
Chief Wildlife Warden &
Principal Chief Conservator of Forests (Wildlife)
Maharashtra State

Annexure-XII

UNDERTAKING

Diversion of 12.0225 Ha. forest land in favour of EHV Project Division M.S.E.T.C.L. Kalyan for construction of laying of 220 KV LILO M/C Transmission Line on 220 KV Padghe – Wada and Kolshet – Wada Transmission Line for 400 KV Kudus Sub-station passing through Thane in the State of Maharashrta.

Ref:-Regional office Nagpur vide letter no. F.No.FC-II/MH-201/2022-NGP/14610 Dated - 29.08.2025.

Condition No.13

With reference to above, we the project authority, do hereby agrees and undertake that, The forest land proposed for diversion shall under no circumstances be transferred/sublet to any other agency department or person without prior approval of the Central Government.

(Ajay Athavale)
Executive Engineer,
EHV Project division, MSETCL,
Kalyan.

Executive Engineer
M.S.E.T. Co. Ltd.
E.H.V. Projects Dn. Kalyan

PLACE:- Kalyan.
DATE :- 31/10/2025

Annexure - XV

UNDERTAKING

Diversion of 12.0225 Ha. forest land in favour of EHV Project Division M.S.E.T.C.L. Kalyan for construction of laying of 220 KV LILO M/C Transmission Line on 220 KV Padghe – Wada and Kolshet – Wada Transmission Line for 400 KV Kudus Sub-station passing through Thane in the State of Maharashrta.

Ref:-Regional office Nagpur vide letter no. F.No.FC-II/MH-201/2022-NGP/14610 Dated - 29.08.2025.

Condition No.15

With reference to above, we the project authority, do hereby agrees and undertake that, the User Agency shall provide fire wood preferably alternate fuel to labourers working at the site to avoid damage/tree felling.

(Ajay Athavale)
Executive Engineer,
EHV Project division, MSETCL,
Kalyan.
Executive Engineers
M.S.E.T. Co. Ltd.
E.H.V. Projects Dn. Kalyan

PLACE:- Kalyan.
DATE :- 31 /10/2025

Annexure-XVI

UNDERTAKING

Diversion of 12.0225 Ha. forest land in favour of EHV Project Division M.S.E.T.C.L. Kalyan for construction of laying of 220 KV LILO M/C Transmission Line on 220 KV Padghe – Wada and Kolshet – Wada Transmission Line for 400 KV Kudus Sub-station passing through Thane in the State of Maharashrta.

Ref:-Regional office Nagpur vide letter no. F.No.FC-II/MH-201/2022-NGP/14610 Dated - 29.08.2025.

Condition No.16

With reference to above, we the project authority, do hereby agrees and undertake that, the User Agency shall maintain required Row and shall comply with all other conditions as per the guidelines issued by the Ministry time to time for the transmission line projects.

(Ajay Athavale)
Executive Engineer,
EHV Project division, MSETCL.
Kalyan.
Executive Engineers
M.S.E.T. Co. Ltd.
E.H.V. Projects Dn. Kalyan

PLACE:- Kalyan.
DATE :- 31 / 10/2025

Annexure- XVII

UNDERTAKING

Diversion of 12.0225 Ha. forest land in favour of EHV Project Division M.S.E.T.C.L. Kalyan for construction of laying of 220 KV LILO M/C Transmission Line on 220 KV Padghe – Wada and Kolshet – Wada Transmission Line for 400 KV Kudus Sub-station passing through Thane in the State of Maharashtra.

Ref:-Regional office Nagpur vide letter no. F.No.FC-II/MH-201/2022-NGP/14610 Dated - 29.08.2025.

Condition No.17

With reference to above, we the project authority, do hereby agrees and undertake that, Disturbance shall be kept minimal by creating labour camps outside the forest area as far as possible and it will be the responsibility of the User Agency to ensure that the labourers & staff engaged in execution of work do not destruct nearby forest flora & fauna.

(Ajay Athavale)
Executive Engineer,
EHV Project division, MSETCL,
Kalyan.
Executive Engineers
M.S.E.T. Co. Ltd.
E.H.V. Projects Dn. Kalyan

PLACE:- Kalyan.
DATE :- 31 / 10 /2025

Annexure - XVIII

UNDERTAKING

Diversion of 12.0225 Ha. forest land in favour of EHV Project Division M.S.E.T.C.L. Kalyan for construction of laying of 220 KV LILO M/C Transmission Line on 220 KV Padghe – Wada and Kolshet – Wada Transmission Line for 400 KV Kudus Sub-station passing through Thane in the State of Maharashtra.

Ref:-Regional office Nagpur vide letter no. F.No.FC-II/MH-201/2022-NGP/14610 Dated - 29.08.2025.

Condition No.18

With reference to above, we the project authority, do hereby agrees and undertake that, the total forest area utilized for the project shall not exceed 12.0255 ha. and the forest area diverted shall not be used for any purpose other than those shown in the diversion proposal.

(Ajay Athavale)
Executive Engineer,
EHV Project Division, MSETCL,
Kalyan.
Executive Engineers
M.S.E.T. Co. Ltd.
E.H.V. Projects Dn Kalyan

PLACE:- Kalyan.
DATE :- 31 / 10 /2025

Annexure - XIX

UNDERTAKING

Diversion of 12.0225 Ha. forest land in favour of EHV Project Division M.S.E.T.C.L. Kalyan for construction of laying of 220 KV LILO M/C Transmission Line on 220 KV Padghe – Wada and Kolshet – Wada Transmission Line for 400 KV Kudus Sub-station passing through Thane in the State of Maharashrta.

Ref:-Regional office Nagpur vide letter no. F.No.FC-II/MH-201/2022-NGP/14610 Dated - 29.08.2025.

Condition No.19

With reference to above, we the project authority, do hereby agrees and undertake that, the User Agency and the State Government shall ensure compliance to provisions of the all Acts, Rules, Regulations and Guidelines for the time being in force, as applicable to the transmission line projects.

(Ajay Athavale)
Executive Engineer,
EHV Project division, MSETCL,
Kalyan.

Executive Engineer
M.S.E.T. Co. Ltd.
E.H.V. Projects Dn Kalyan

PLACE:- Kalyan.
DATE :- *31 / 10/2025*

Annexure - XIV

UNDERTAKING

Diversion of 12.0225 Ha. forest land in favour of EHV Project Division M.S.E.T.C.L. Kalyan for construction of laying of 220 KV LILO M/C Transmission Line on 220 KV Padghe – Wada and Kolshet – Wada Transmission Line for 400 KV Kudus Sub-station passing through Thane in the State of Maharashrta.

Ref:-Regional office Nagpur vide letter no. F.No.FC-II/MH-201/2022-NGP/14630 Dated - 29.08.2025.

Condition No.14

With reference to above, we the project authority, do hereby undertake that, the layout plan of the proposal shall not be changed without the prior approval of the Central Government.

(Ajay Athavale)
Executive Engineer,
EHV Project division, MSETCL,
Kalyan.

Executive Engineers
M.S.E.T. Co. Ltd.
E.H.V. Projects Dn. Kalyan

PLACE:- Kalyan.
DATE :- 31 /10 /2025

Annexure-XX

UNDERTAKING

Diversion of 12.0225 Ha. forest land in favour of EHV Project Division M.S.E.T.C.L. Kalyan for construction of laying of 220 KV LILO M/C Transmission Line on 220 KV Padghe – Wada and Kolshet – Wada Transmission Line for 400 KV Kudus Sub-station passing through Thane in the State of Maharashrta.

Ref:-Regional office Nagpur vide letter no. F.No.FC-II/MH-201/2022-NGP/14610 Dated - 29.08.2025.

Condition No.1.20

With reference to above, we the project authority, do hereby agrees and undertake that, any other conditions that the Central Government or DDG (Central) of Regional Office. Nagpur may impose from time to time in the interest of afforestation, conservation and management of flora and fauna in the area shall be complied

(Ajay Athavale)
Executive Engineer,
EHV Project division, MSETCL,
Kalyan.

Executive Engineer
M.S.E.T. Co. Ltd.
E.H.V. Project Dn. Kalyan

PLACE:- Kalyan.
DATE :- 31 / 10 /2025

Annexure – XXI

UNDERTAKING

Diversion of 12.0225 Ha. forest land in favour of EHV Project Division M.S.E.T.C.L. Kalyan for construction of laying of 220 KV LILO M/C Transmission Line on 220 KV Padghe – Wada and Kolshet – Wada Transmission Line for 400 KV Kudus Sub-station passing through Thane in the State of Maharashtra.

Ref:-Regional office Nagpur vide letter no. F.No.FC-II/MH-201/2022-NGP/14610 Dated - 29.08.2025.

Condition No.21

With reference to above, we the project authority, do hereby agrees and undertake that, in the event of failure to comply with any of the above conditions the User Agency is liable for penal action as per provision of Van (Sanrakshan Evam Samvardhan) Adhiniyam, 1980 and rules/ guidelines / notifications made there under.

(Ajay Athavale)
Executive Engineer,
EHV Project division, MSETCL,
Kalyan.
Executive Engineer
M.S.E.T Co. Ltd.
E.H.V. Project Dn. Kalyan

PLACE:- Kalyan.
DATE :- 31 / 10 /2025

Annexure-XXI

UNDERTAKING

Diversion of 12.0225 Ha. forest land in favour of EHV Project Division M.S.E.T.C.L. Kalyan for construction of laying of 220 KV LILO M/C Transmission Line on 220 KV Padghe – Wada and Kolshet – Wada Transmission Line for 400 KV Kudus Sub-station passing through Thane in the State of Maharashtra.

Ref:-Regional office Nagpur vide letter no. F.No.FC-II/MH-201/2022-NGP/14610 Dated - 29.08.2025.

Condition No.22

With reference to above, we the project authority, do hereby agrees and undertake that, the State Government or Union territory Administration and the user agency shall also monitor, at least once every year, the compliance of conditions imposed during In-Principle approval and upload the monitoring report in the online portal.

(Ajay Athavale)
Executive Engineer,
EHV Project division, MSETCL,
Kalyan.
Executive Engineer
M.S.E.T. Co. Ltd.
E.H.V. Project Div. Kalyan

PLACE:- Kalyan.
DATE :- 31 / 10 /2025

Annexure XXIII

Diversion of 12.0225 Ha Forest Land in favour of EHV Project Division, Kalyan for Construction and laying of 220 KV LILO M/C Transmission Line on 220 KV Padghe Wada & Kolshet Wada Tr.line for 400 KV Kudus Sub Station passing through Village Eksal, Chichavali, Kunde, & Dighashi Taluka Bhiwandi District Thane in the State of Maharashtra.

Condition No. 23

UNDERTAKING

We hereby agreed and undertake that, We will process and submit compliance report on the above conditions through online (http://parivesh.nic.in)

Place : Thane

Date : 4/11/2025

(Sachin Repal)
Deputy Conservator of Forests
Thane Forest Division Thane

Annexure - XIII
A

UNDERTAKING

Diversion of 12.0225 Ha. forest land in favour of EHV Project Division M.S.E.T.C.L. Kalyan for construction of laying of 220 KV LILO M/C Transmission Line on 220 KV Padghe – Wada and Kolshet – Wada Transmission Line for 400 KV Kudus Sub-station passing through Thane in the State of Maharashtra.

Ref:-Regional office Nagpur vide letter no. F.No.FC-II/MH-201/2022-NGP/14610 Dated - 29.08.2025.

Condition No.23

With reference to above, we the project authority, do hereby agrees and undertake that, the State Government shall process and submit compliance report on the above conditions through online (https parivesh.nic.in/).

(Ajay Athavale)
Executive Engineer,
EHV Project division, MSETCL,
Kalyan.
Executive Engineer
M.S.E.T. Co. Ltd.
E.H.V. Projects Dn. Kalyan

PLACE:- Kalyan.
DATE :- 31 /10/2025

Annexure - XXIV

UNDERTAKING

Diversion of 12.0225 Ha. forest land in favour of EHV Project Division M.S.E.T.C.L. Kalyan for construction of laying of 220 KV LILO M/C Transmission Line on 220 KV Padghe – Wada and Kolshet Wada Transmission Line for 400 KV Kudus Sub-station passing through Thane in the State of Maharashtra.

Ref:-Regional office Nagpur vide letter no. F.No.FC-II/MH-201/2022-NGP/14610 Dated - 29.08.2025.

Condition No.24

With reference to above, we the project authority, do hereby agrees and undertake that, the State Government shall issue working permission only after ensuring compliance to all such condition (s) as per the provision of Van (Samaksham Evam Samvardhan) Rules 2023 and obtaining all clearance approval from the all Acts, Rules, Regulation from the competent authorities.

(Ajay Athavale)
Executive Engineer,
EHV Project division, MSETCL,
Kalyan.
Executive Engineer
M.S.E.T. Co. Ltd.
E.H.V. Projects Dn Kalyan

PLACE:- Kalyan.
DATE :- 31 /10/2025

Raising of drawf medicinal plants over 1.0000 Ha. out of 1.8300 Ha.degraded forest area at Village Vahuli, Taluka Bhivandi, District Thane.
Diversion of 12.0225 Ha. Forest Land in favour of EHV Project Division Maharashtra State Electricity Transmission Company Ltd. Kalyan For Construction of Laying of 220kv Lilo M/C Transmission Line on 220kv Padghe Wada & Kolshet Wada Transmission line for 400kv Kudus Sub Station passing through Thane District in the State of Maharashtra

Village Boundry of Chinchavali

Village Boundry of Kurur

Village Boundry of Talavali

Village Boundry of Khapa

Talav

Gavthan

COMPENSATORY AFFORESTATION IN DEGRADED FOREST LAND

1. Name of The Village - Vahuli
2. Name of The Tahsil - Bhiwandi
3. Name of The District - Thane
4. Name of The Range - Padgha
5. Round - Vadapa
6. Beat - Vahuli
7. Status - Protected Forest
8. Compartment No -
9. Gut No. - 52, Survey No -
10. Area Proposed for CA - Over 1.0000Ha. out of 1.8300 Ha.

Forest Surveyor
Thane Forest Division

RFO Padgha

Ranger Surveyor
Thane Forest Division, Thane.

Deputy Conservator of Forests
Thane Forest Division, Thane

Geo Digital Map | 01/01

Village - Vahuli
Taluka - Bhiwandi
District - Thane
Scale - 1:5000

N
W E
S

MAHARASHTRA STATE ELECTRICITY TRANSMISSION CO. LTD.
Construction of Laying of 220kv Lilo M/C Transmission Line on 220kv Padghe Wada & Kolshet Wada Transmission line for 400kv Kudus Sub Station
Forest Co Ordinates

Sr no	X	Y	LATITUDE	LONGITUDE	Point ID	Remarks
1	305470.85	2141170.94	19° 21' 18.6686" N	73° 08' 52.9013" E	V-01	
2	305950.23	2141221.11	19° 21' 20.3278" N	73° 08' 55.6018" E	V-02	
3	305556.49	2141213.91	19° 21' 20.0958" N	73° 08' 55.8197" E	V-03	
4	305568.27	2141210.44	19° 21' 19.9871" N	73° 08' 56.2245" E	V-04	
5	305581.49	2141230.27	19° 21' 20.3155" N	73° 08' 57.0850" E	V-05	
6	305661.14	2141123.31	19° 21' 17.1860" N	73° 08' 59.4370" E	V-06	
7	305681.87	2143099.89	19° 23' 16.4316" N	73° 09' 00.1567" E	V-07	
8	305643.87	2143089.33	19° 23' 16.0693" N	73° 08' 58.8090" E	V-08	
9	305608.03	2141057.30	19° 21' 15.0212" N	73° 08' 57.6429" E	V-09	
10	305599.45	2141056.82	19° 21' 15.0024" N	73° 08' 57.3490" E	V-10	
11	305586.07	2141107.19	19° 21' 16.6359" N	73° 08' 56.8723" E	V-11	
12	305525.75	2141077.08	19° 21' 15.6317" N	73° 08' 55.1993" E	V-12	

INDEX

COMPENSATORY AFFORESTATION IN DEGRADED FOREST LAND

1. Name of The Village - Vahuli
2. Name of The Tahsil - Bhiwandi
3. Name of The District - Thane
4. Name of The Range - Padgha
5. Round - Vadapa
6. Beat - Vahuli
7. Status - Protected Forest
8. Compartment No -
9. Gut No. - 52, Survey No -
10. Area Proposed for CA - Over 1.0000Ha. out of 1.8300 Ha.

Raising of drawf medicinal plants over 1.0000 Ha. out of 1.8300 Ha.degraded forest area at Village Vahuli, Taluka Bhivandi, District Thane.

Diversion of 12.0225 Ha. Forest Land in favour of EHV Project Division Maharashtra State Electricity Transmission Company Ltd. Kalyan For Construction of Laying of 220kv Lilo M/C Transmission Line on 220kv Padghe Wada & Kolshet Wada Transmission line for 400kv Kudus Sub Station passing through Thane District in the State of Maharashtra

Legend

Proposed Forest Area	
Reserve Forest	
Protected Forest	

Maharashtra State Electricity Transmission Company Ltd.

Diversion of 12.0225 Ha. Forest Land in favour of EHV Project Division Maharashtra State Electricity Transmission Company Ltd. Kalyan For Construction of Laying of 220kv Lilo M/C Transmission Line on 220kv Padghe Wada & Kolshet Wada Transmission line for 400kv Kudus Sub Station passing through Thane District in the State of Maharashtra

Geo Digital Map - Vahuli
Scale - 1:5000

Annexure-VI/5

Raising of drawf medicinal plants over 1.0000 Ha. out of 1.8300 Ha.degraded forest area at Village Vahuli, Taluka Bhivandi, District Thane.
Diversion of 12.0225 Ha. Forest Land in favour of EHV Project Division Maharashtra State Electricity Transmission Company Ltd. Kalyan For Construction of Laying of 220kv Lilo M/C Transmission Line on 220kv Padghe Wada & Kolshet Wada Transmission line for 400kv Kudus Sub Station passing through Thane District in the State of Maharashtra

Google Map		01/01
Village - Vahuli Taluka - Bhiwandi District - Thane Scale - 1:5000	N W E S	

MAHARASHTRA STATE ELECTRICITY TRANSMISSION CO. LTD.
Construction of Laying of 220kv Lilo M/C Transmission Line on 220kv Padghe Wada & Kolshet Wada Transmission line for 400kv Kudus Sub Station
Forest Co Ordinates

Sr no	X	Y	LATITUDE	LONGITUDE	Point ID	Remarks
1	305470.85	2141170.94	19° 21' 18.6686" N	73° 08' 52.9013" E	V-01	
2	305550.21	2141221.11	19° 21' 20.3278" N	73° 08' 55.6018" E	V-02	
3	305556.49	2141213.93	19° 21' 20.0958" N	73° 08' 55.8197" E	V-03	
4	305568.27	2141216.44	19° 21' 19.9871" N	73° 08' 56.2245" E	V-04	
5	305593.49	2141220.27	19° 21' 20.3355" N	73° 08' 57.0850" E	V-05	
6	305661.14	2141123.31	19° 21' 17.1860" N	73° 08' 59.4379" E	V-06	
7	305681.87	2141099.89	19° 21' 16.4316" N	73° 09' 00.1567" E	V-07	
8	305643.87	2141089.15	19° 21' 16.0693" N	73° 08' 58.8590" E	V-08	
9	305608.03	2141057.30	19° 21' 15.0212" N	73° 08' 57.6429" E	V-09	
10	305599.45	2141056.82	19° 21' 15.0024" N	73° 08' 57.3490" E	V-10	
11	305586.07	2141107.19	19° 21' 16.6359" N	73° 08' 56.8721" E	V-11	
12	305535.75	2141077.59	19° 21' 15.6557" N	73° 08' 55.1591" E	V-12	

INDEX

COMPENSATORY AFFORESTATION IN
DEGRADED FOREST LAND
1. Name of The Village - Vahuli
2. Name of The Tahsil - Bhiwandi
3. Name of The District - Thane
4. Name of The Range - Padghe
5. Round - Vadape
6. Beat - Vahuli
7. Status - Protected Forest
8. Compartment No -
9. Gut No. - 52, Survey No -
10. Area Proposed for CA - Over 1.0000Ha. out of 1.8300 Ha.

Raising of drawf medicinal plants over 1.0000 Ha. out of 1.8300 Ha.degraded forest area at Village Vahuli, Taluka Bhivandi, District Thane.

Diversion of 12.0225 Ha. Forest Land in favour of EHV Project Division Maharashtra State Electricity Transmission Company Ltd. Kalyan For Construction of Laying of 220kv Lilo M/C Transmission Line on 220kv Padghe Wada & Kolshet Wada Transmission line for 400kv Kudus Sub Station passing through Thane District in the State of Maharashtra

Legend

Proposed Forest Area	
Reserve Forest	
Protected Forest	

Maharashtra State Electricity Transmission Company Ltd.

Diversion of 12.0225 Ha. Forest Land in favour of EHV Project Division Maharashtra State Electricity Transmission Company Ltd. Kalyan For Construction of Laying of 220kv Lilo M/C Transmission Line on 220kv Padghe Wada & Kolshet Wada Transmission line for 400kv Kudus Sub Station passing through Thane District in the State of Maharashtra

Google Map - Vahuli
Scale - 1:5000

RFO Padghe

सहा. वनसंरक्षक
भिवंडी (मुख्यालय - ठाणे)

Forests Surveyor
Thane Forest Division

Ranger Surveyor
Thane Forest Division, Thane.

Deputy Conservator of Forests
Thane Forest Division, Thane

Annexure III/E

Raising of drawf medicinal plants over 1.0000 Ha. out of 1.8300 Ha.degraded forest area at Village Vahuli, Taluka Bhivandi, District Thane.
Diversion of 12.0225 Ha. Forest Land in favour of EHV Project Division Maharashtra State Electricity Transmission Company Ltd. Kalyan For Construction of Laying of 220kv Lilo M/C Transmission Line on 220kv Padghe Wadi & Kolshet Wada Transmission line for 400kv Kudus Sub Station passing through Thane District in the State of Maharashtra

COMPENSATORY AFFORESTATION IN DEGRADED FOREST LAND
1. Name of The Village - Vahuli
2. Name of The Tahsil - Bhiwandi
3. Name of The District - Thane
4. Name of The Range - Padgha
5. Round - Padape
6. Beat- Vahuli
7. Status - Protected Forest
8. Compartment No -
9. Gut No. - 52, Survey No -
10. Area Proposed for CA - Over 1.0000Ha out of 1.8300 Ha.

RESERVED FOREST
R.F
BHIWANDI
Tansa R
Bhatsai R
Kalu R
CENTRAL RAILWAY
Main Line (Electrified)

Route Map

SHEET No. 1 OF 1

Construction of Laying of 220kv Lilo M/C Transmission Line on 220kv Padghe Wada & Kolshet Wada Transmission line for 400kv Kudus Sub Station

N
W E
S

TOPOSHIT INDEX

47E/3

INDEX

COMPENSATORY AFFORESTATION IN DEGRADED FOREST LAND
1. Name of The Village - Vahuli
2. Name of The Tahsil - Bhiwandi
3. Name of The District - Thane
4. Name of The Range - Padgha
5. Round - Vadpai
6. Beat- Vahuli
7. Status - Protected Forest
8. Compartment No -
9. Gut No. - 52, Survey No -
10. Area Proposed for CA - Over 1.0000Ha. out of 1.8300 Ha.

Raising of drawf medicinal plants over 1.0000 Ha. out of 1.8300 Ha.degraded forest area at Village Vahuli, Taluka Bhivandi, District Thane.

Diversion of 12.0225 Ha. Forest Land in favour of EHV Project Division Maharashtra State Electricity Transmission Company Ltd. Kalyan For Construction of Laying of 220kv Lilo M/C Transmission Line on 220kv Padghe Wada & Kolshet Wada Transmission line for 400kv Kudus Sub Station passing through Thane District in the State of Maharashtra

Legend

Proposed Forest Area	
Reserve Forest	
Protected Forest	

Maharashtra State Electricity Transmission Company Ltd.

Diversion of 12.0225 Ha. Forest Land in favour of EHV Project Division Maharashtra State Electricity Transmission Company Ltd. Kalyan For Construction of Laying of 220kv Lilo M/C Transmission Line on 220kv Padghe Wada & Kolshet Wada Transmission line for 400kv Kudus Sub Station passing through Thane District in the State of Maharashtra

Route Map - Vahuli
Scale - 1:50000

RFO Padgha

सहा. वनसंरक्षक भिवंडी (मुख्यालय - ठाणे)

Forests Surveyor
Thane Forest Division

Ranger Surveyor
Thane Forest Division, Thane.

Deputy Conservator of Forests
Thane Forest Division, Thane