



NOT FOR EXPORT

OPEN SERIES
MAP

No. H43K11

Scale 1:50,000



1 Ludhiana, PUNJAB.
2 Sahibzada Ajit Singh Nagar, PUNJAB.

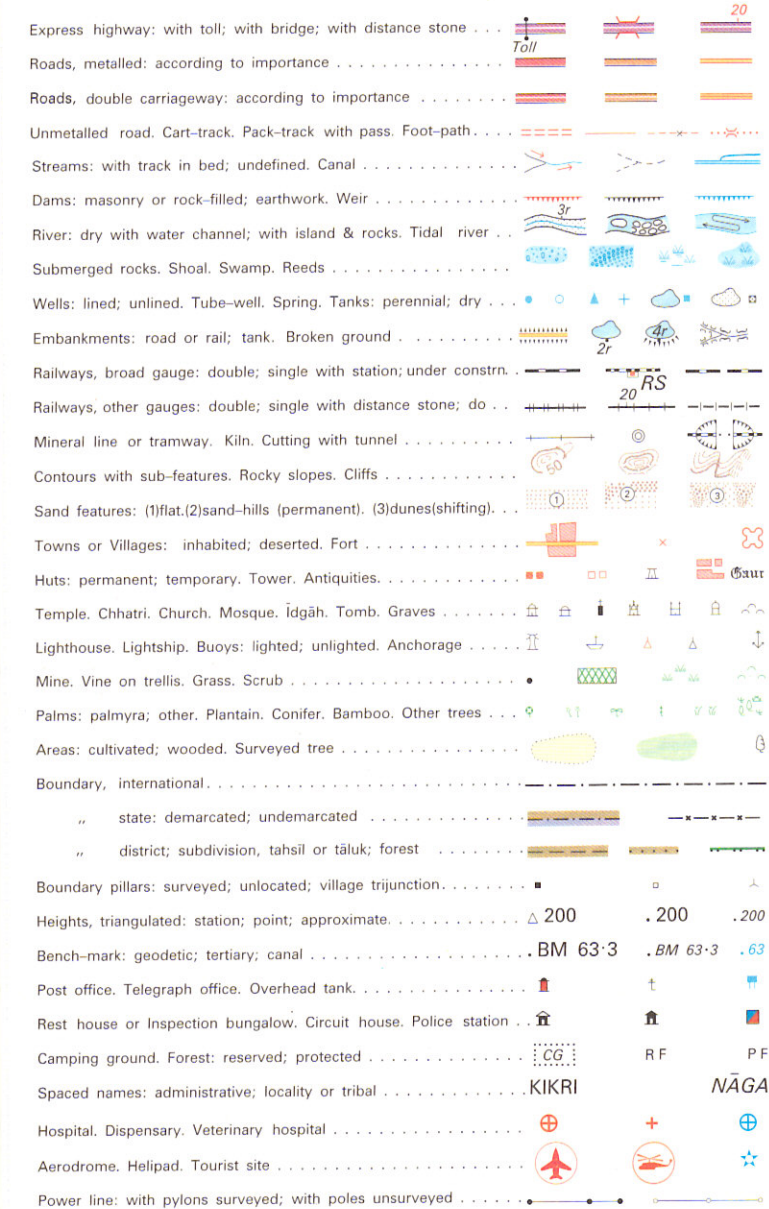
भारतीय सर्वेक्षण विभाग

SURVEY OF INDIA

1st Edition 2008.

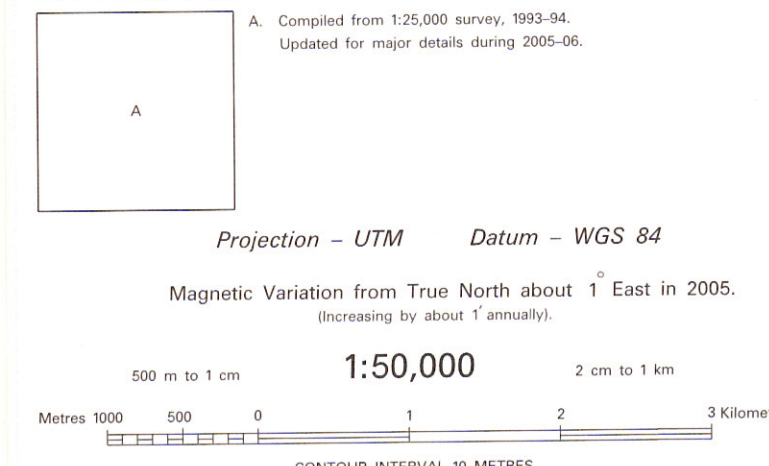
Price Rs 51/-

CONVENTIONAL SYMBOLS



REFERENCE

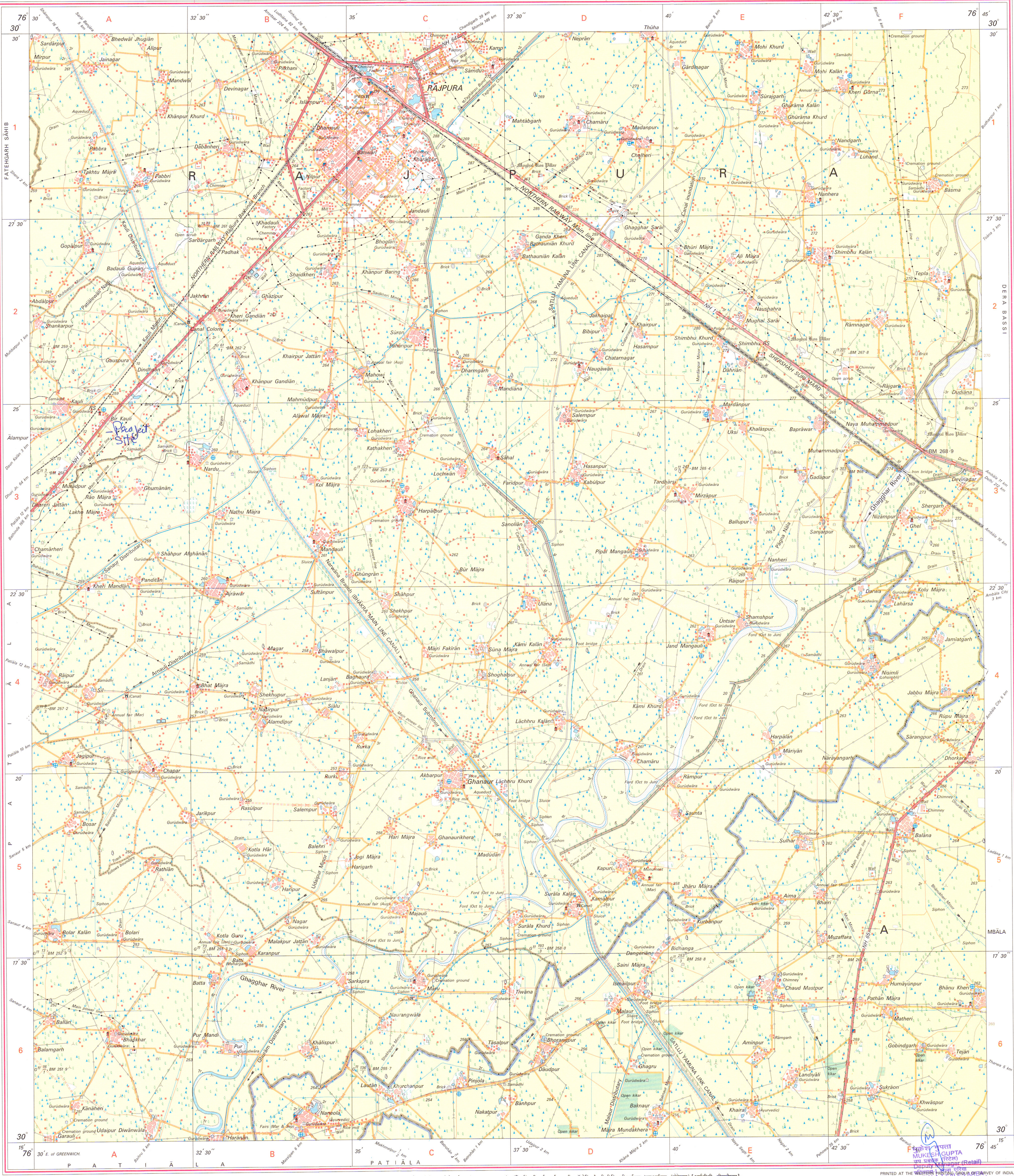
Notes regarding the map's accuracy, scale, and projection.



For further details about this map, please contact
Director
Survey of India, Sector 32 A
Chandigarh.
Fax : 0172 - 2608916

WEBSITE - www.surveyofindia.gov.in

Reproduction in whole or part by any means is prohibited
without the written permission of Survey of India, the
National Mapping Agency.



Printed at the Survey of India Press, Dehra Dun.
PUBLISHED BY THE DIRECTOR, SURVEY OF INDIA, DEHRA DUN.
P.G. Dip (Auto Compil.) I.T. Roorkee; (Eng/Sv) I.S.T.I. Hyderabad; F.I.E.; F.C.A.; M.I.S.G.; M.I.M.E.; C.Eng (India); Surveyor General or India.
Survey of India, Hahibzalka Estate, Post Box No. 37, Dehra Dun - 248001 (Uttarakhand), Department of Science & Technology, Government of India.