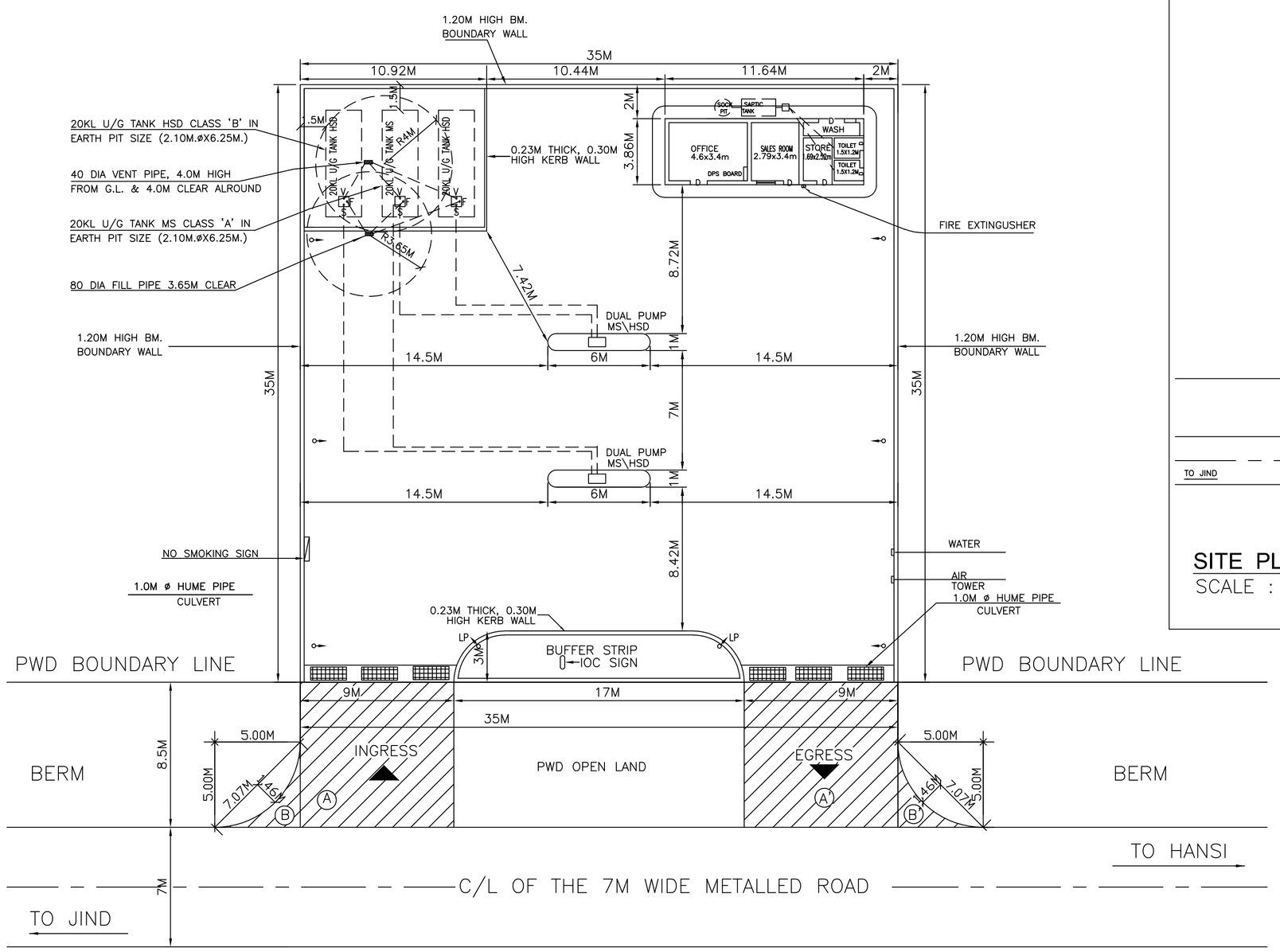

APPROCH ROAD AREA

1. AREA–A+A' = 2 (9.0X8.5) = 153.00 SQM.
2. AREA–B+B' = 2 (1/2X5.0X5.0–2/3X7.07x1.46) = 11.24 SQM.

TOTAL AREA = 153.00+11.24 = 164.24 SQM. = 0.0164 HAC.

LAYOUT PLAN

SCALE : 1:150

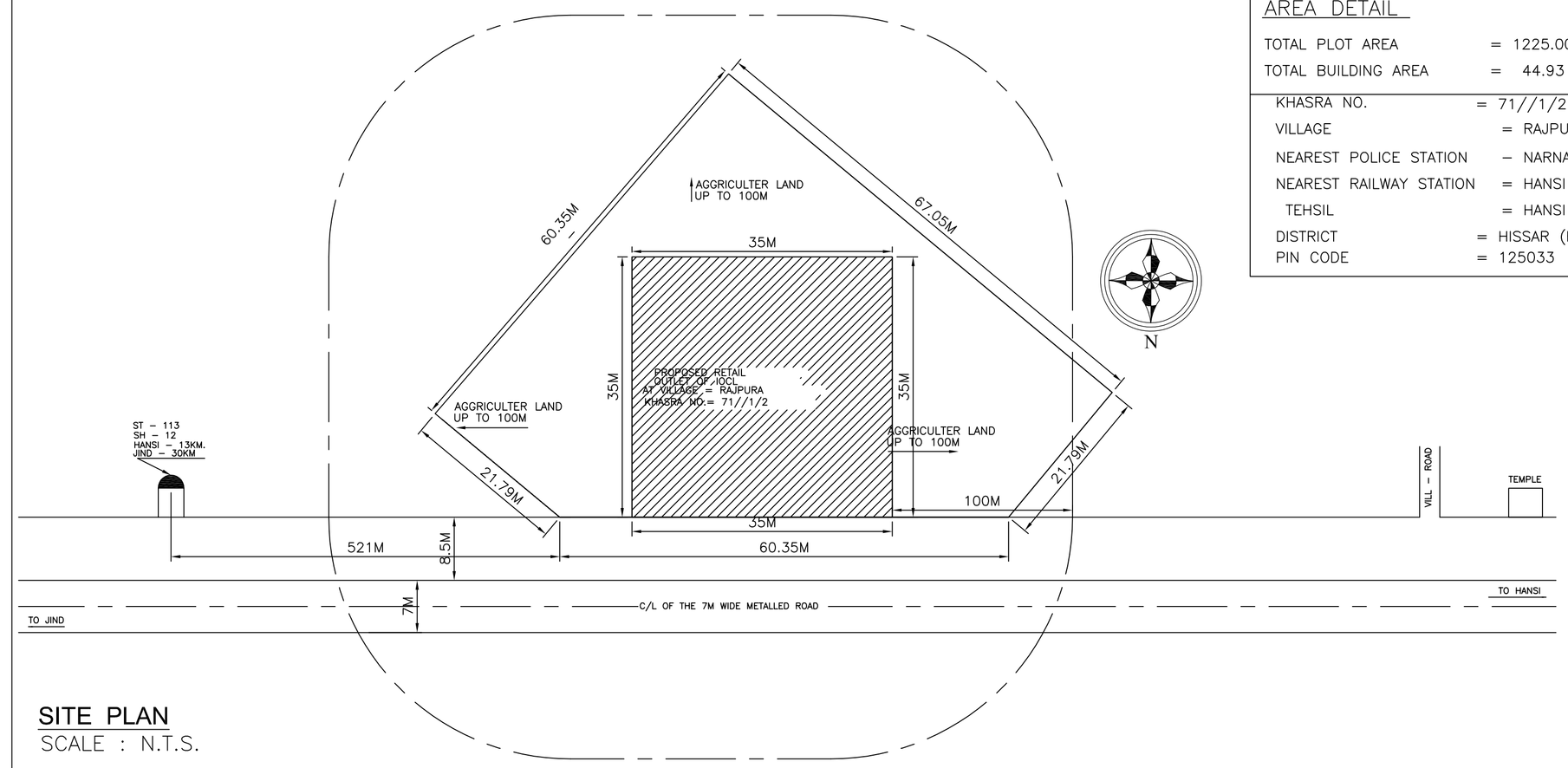

SITE PLAN

SCALE : N.T.S.

AREA DETAIL

TOTAL PLOT AREA	= 1225.00 SQM.
TOTAL BUILDING AREA	= 44.93 SQM.
KHASRA NO.	= 71//1/2
VILLAGE	= RAJPURA
NEAREST POLICE STATION	– NARNAUND
NEAREST RAILWAY STATION	= HANSI
TEHSIL	= HANSI
DISTRICT	= HISSAR (HARYANA)
PIN CODE	= 125033

NOTES

1. NO ROAD CROSSING WITHIN 100.0M ON EITHER SIDES OF THE PLOT .
2. NO DRAIN SEWER OR STRUCTURE WITHIN 1.5 M FROM THE UNDER GROUND TANKS .
3. SUCTION, FILL & VENT PIPES UNDER THE DRIVEWAY TO BE HOUSED UNDER PIPE SLEEVES .
4. VENT PIPES 40MM DIA AND 80MM DIA 4.0M HIGH FROM THE GROUND LEVEL AND 4.00MTR. CLEAR ALROUND WITHIN THE PLOT FITTED WITH INVERTED 'U' TYPE VENT HOOD COVERED WITH TWO LAYERS OF NON CORRODABLE METAL WIRE GAUZE OF 11 MESH PER LINEAR CENTIMETER AT ITS OPEN ENDS .
5. D,P.S BOARD FIXED ON THE WALL OF ROOM 1.50MTR HIGH FROM ITS FLOOR LEVEL AND SHALL NOT BE KEPT UNDER LOCK AND KEY .
6. FILL POINTS ARE KEPT 3.65M CLEAR ALROUND .
7. "NO SMOKING" SIGN SHALL BE DISPLAYED AT THE PETROL PUMP .
8. 12 NO FOAM TYPE FIRE EXTINGUISHERS OF CAPACITY 9 LTRS EACH FOR PETROLEUM FIRE, 2 NO CO_2 TYPE FIRE EXTINGUISHERS OF CAPACITY 3 KGS. EACH FOR ELECTRIC FIRE AND 6 NO. FIRE BUCKETS FILLED WITH DRY SAND SHALL BE PROVIDED AT THE PETROL PUMP .
9. TANKS, FED BY TANK LORRY .
10. BOTH THE TANKS NOT BE REPLENISHED AT THE SAME TIME .
11. FILL PIPES AND DIP PIPES ARE FITTED WITH LOCKING CAP.
12. ELECTRIC FITTING CONFORM TO IS CODE NO. 2148.

SPECIFICATIONS

1. TANK OF 20KL CAPACITY FABRICATED AS PER DRG. APPROVED BY C.C.E. NAGPUR VIDE LETTER NO P–6 (3) 51 DT 23–01–2007

NOTE

1. CERTIFIED THAT THIS IS A NEW RETAIL OUTLET & NOT RESITEMENT CASE.
2. CERTIFIED THAT NO COURT CASE PENDING IN ANY COURT OF INDIA AGAINST THIS SITE / DEALERSHIP .
3. CERTIFIED THAT ALL THE CLEARANCES/APPROVALS FROM MCP/IRC AND OTHER RELEVANT GOVT. DEPTT. SHALL BE OBTAINED .
4. CERTIFIED THAT ALL FACILITIES AS SHOWN IN THE DRAWING ARE INSTALLED/PROVIDED AT ABOVE R/O.

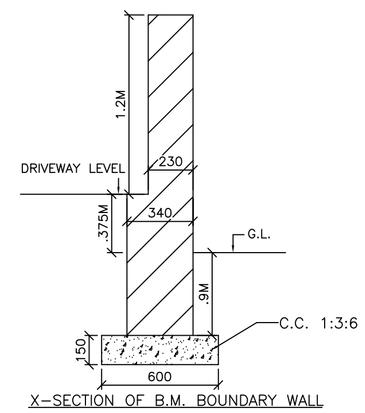

X–SECTION OF B.M. BOUNDARY WALL

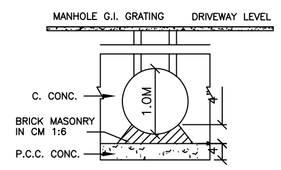

1.0M DETAIL OF DRAINAGE RAIN WATER PIPE

LEGEND

1. PROPOSED FACILITIES SHOWN THUS
2. DISMENTLED WORK SHOWN THUS

TANK DATA CHART

TANK	SIZE OF TANK	MS PLATES		NO OF H.D.B.	VENT PIPE DIA.	SLAB TH. IN MM	TANKS		PUMPS	
		SHELL	END				MS	HSD	MS	HSD
20 KL	2.1M X 6.25M. LONG	6mm	8mm	8	40	325	1	1	2	2

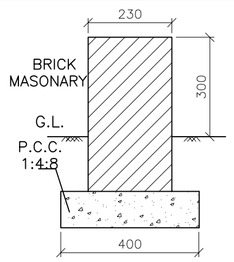

DETAILS OF KERBWALL (KW)

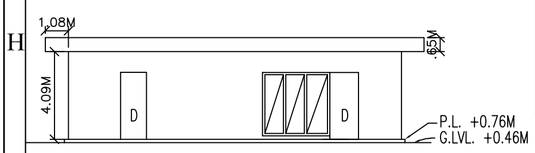

Front Elevation of Typical Bulding

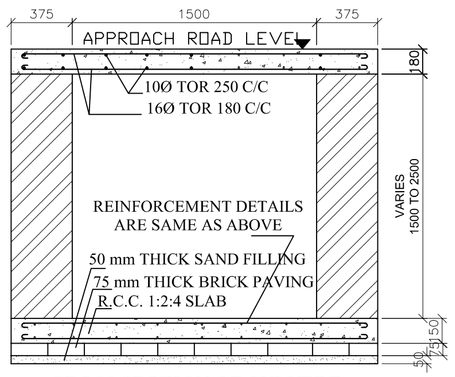

CROSS SECTION OF CULVERT DESIGN AS PER IRC:SP-13 (TYPE-B)

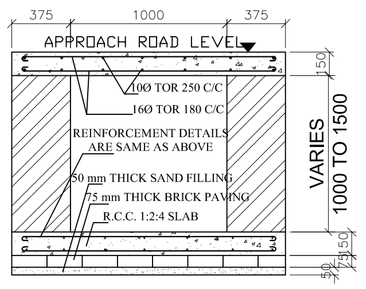

CROSS SECTION OF CULVERT DESIGN AS PER IRC:SP-13 (TYPE-A)

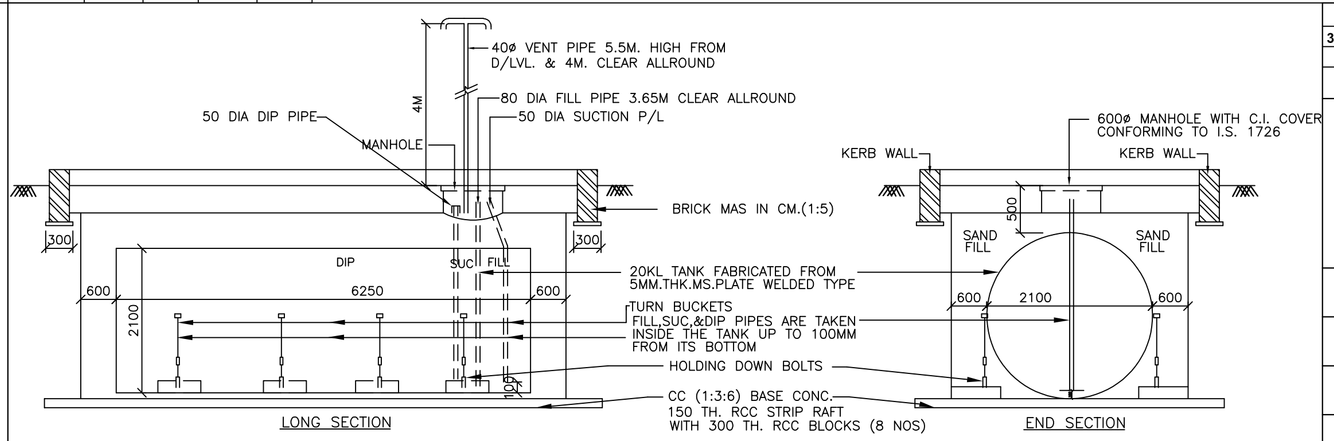

DETAIL OF INSTALLATION OF 20KL U/G TANK IN E/PIT

DATE	REV. No.	BRIEF DESCRIPTION OF REVISIONS MADE	CHECKED
30-JAN-2013	REV-1	NEW PERPOSAL	
	REV-2		
	REV-3		

इंडियन ऑयल
IndianOil

Indian Oil Corporation Limited
(Marketing Division)
Divisional Office, Hissar
DELHI & HARAYANA STATE OFFICE

RETAIL OUTLET	POLICE STATION	KHASRA No.
MS/HSD FUELS	HANSI	71//1/2
ROAD NAME	TEHSIL	MAUZA
JIND - HANSI	NARNAUND	RAJPURA
RAILWAY STATION	ROAD No./CHAINAGE	DISTRICT
HANSI		HISSAR
NAME OF RETAIL OUTLET	DATE	STATE
-	6-2-2020	HARYANA
PREPRATION:	EXPLOSIVE LICENSE No.	DRAWING No.
CAD D GANESH	New	HDO/H1004