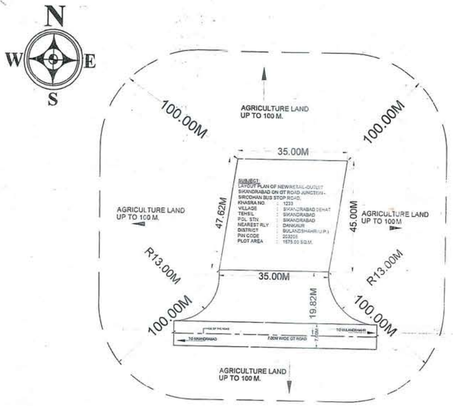


SITE PLAN

SCALE 1:200

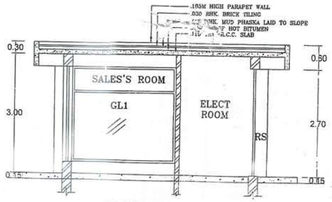


SECTION ON B-B

SECTION AT X-X




CROSS SECTION "A"-"B" OF OPEN DRAIN




FRONT ELEVATION OF SALES BUILDING

SCALE 1:100

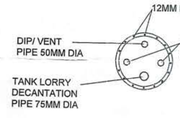


TOP VIEW OF TANK MANHOLE (NOT TO SCALE)

DETAIL SECTION OF APPROACH ROAD AS PER IRC:SP23

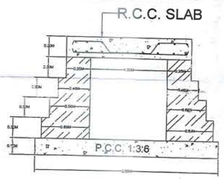


DETAIL OF R.C.C. CULVERT NALA

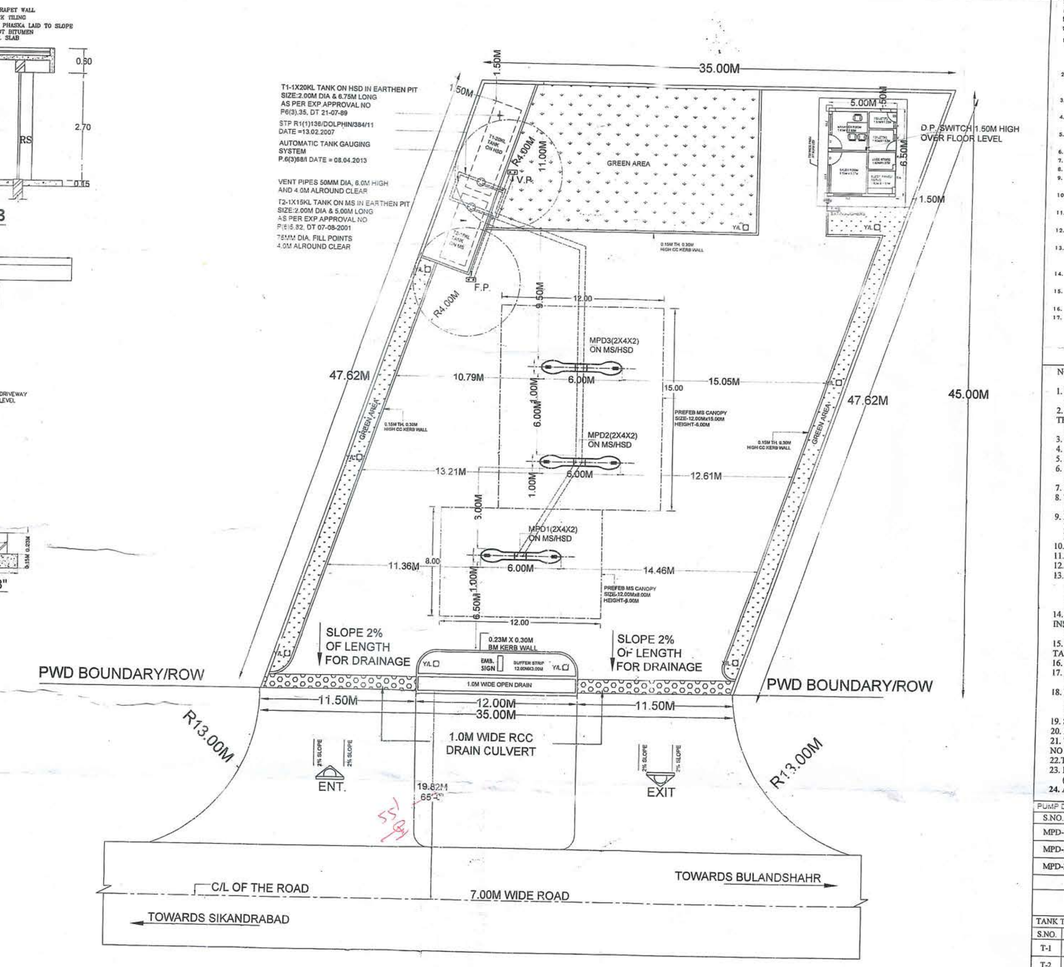


LAYOUT PLAN( 1:200)

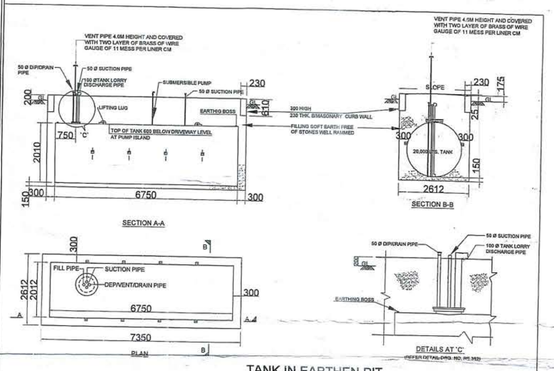


TANK IN EARTHEN PIT

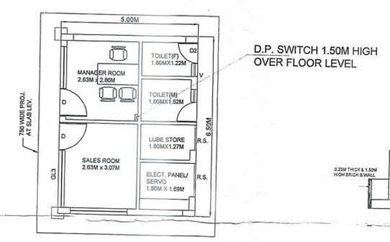


SALES BUILDING PLAN

SCALE 1:100

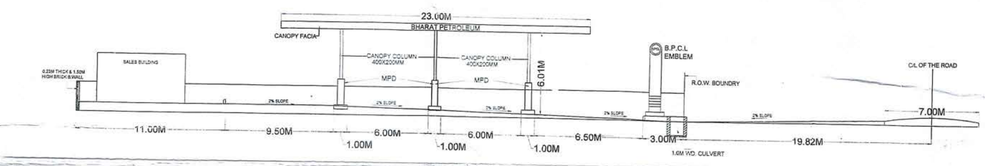


SECTIONAL ELEVATION OF LAYOUT PLAN (SCALE 1:200)

KEY PLAN (N.T.S.)

NOTES:

1. VENT PIPE 4.00M HIGH END COVERED WITH TWO LAYERS OF BRASS-WIRE GAUGE 11 MESH PER LINEAR CENTIMETER.
2. FILL POINTS FITTED WITH CAM LOCK COUPLING AIR TIGHT THREADED
   BRASS CAP FOR DECANTING FROM TANK LORRY.
3. DIP PIPE WITH CAP ASSEMBLY.
4. ALL ELECTRICAL FITTINGS ARE F.P. CATEGORY TO I.S:2148.
5. ALL DOORS OF BUILDING TO BE OPENED OUT WARD.
6. NO SEWER OR SURFACE DRAIN WITHIN 6.0M OF THE U/G TANK AND D/U.
7. PREMISES TO BE USED ONLY STORAGE OF PETROLEUM PRODUCT.
8. TANKS ARE PAINTED WITH TWO LAYERS OF HOT BITUMEN OVER TWO COATS OF RED OXIDE PRIMER TO PROTECT AGAINST CORROSION.
9. FABRICATION DESIGN OF U/G STORAGE TANK ARE CONFORMING TO I.S:10987:1992 AS PER C.C.O.F. NAGPUR ORDER NO. G-40(CC)/P/MISC/94 DT-.24.02.99
10. ALL DIMENSIONS ARE IN MM UNLESS OTHERWISE NOTED.
11. S.B.=SAND BUCKET 6NOS.AS PER EXPLOSIVE RULE.
12. F.E.=FIRE EXTINGUISHERS 4NOS.AS PER EXPLOSIVE RULE.
13. TANK SHOULD BE GIVEN HYDRAULIC PRESSURE TEST PRIOR TO INSTALLATION AND BEFORE ANY PROTECTIVE COATING IS APPLIED. THE TEST SHOULD BE MAINTAINED AS A CONTROLLED PRESSURE OF 36 KG/SQ.CM. FOR 2 HOURS.
14. DIP RODS SUPPLIED WITH THE TANK FOR THE TYPE OF INSTALLATION
    SHOULD BE 3280MM LONG INSTEAD OF 2350MM.
15. FABRICATION THICKNESS OF SHELL PLATE AND END PLATE OF TANK 20LK SHELL -6MM END -8MM
16. TANKS CONFORM TO 124,125 &131 OF THE PR-2002.
17. ALL LIGHT POLES ARE FITTED AS PER APPROVAL OF C.C.E. NAGPUR VIDE LETTER NO.PL-111(MBI) DT. 26-11-1963.
18. NATURAL DOWN SLOPE FROM EDGE OF THE METALLED ROAD TO CULVERT ON APPROACHES WILL BE MAINTAINED FREE FLOW OF WATER TOWARDS DRAIN.
19. SITE MEETS APPLICABLE IRC1983 NORMS LATEST AMENDMENTS.
20. E.V.=EXTENDED VENT PIPES
21. THE PROPOSED SITE IS FREE FROM ANY TYPE OF LITIGATION AND NO CASE IS PENDING IN ANY COUNT OF LAW.
22. THERE IS NO OVERHEAD H.T. LINE PASSES THROUGH THE PLOT.
23. DRAWING PREPARED AS PER MORT AND HIGHWAY GUIDE LINES (LETTER NO. RW/NH-33023/ 19/ 99-DO. III DATED 17.10.2003) FIG. 5
24. APPLICABLE I.R.C. NORMS ARE MET.

PUMP DETAIL

| S.NO. | PRODUCT | CLASS | CONNECT TO TANK. |
|---|---|---|---|
| MPD-1 (2X4X2) | MS/HSD | A / B | T-1 & T-2 |
| MPD-2 (2X4X2) | MS/HSD | A / B | T-1 & T-2 |
| MPD-3 (2X4X2) | MS/HSD | A / B | T-1 & T-2 |
| | | | |
| | | | |

TANK TABLE:

| S.NO. | PRODUCT | CAPACITY | LENGTH(M) | DIA(M) | REMARKS |
|---|---|---|---|---|---|
| T-1 | HSD | 20KL | 6.75 | 2.00 | IN EARTHEN PIT |
| T-2 | MS | 15KL | 5.00 | 2.00 | IN EARTHEN PIT |
| | | | | | |
| | | | | | |

NOTE : ALL DIMENSIONS ARE IN MILIMETERS & METER UNLESS OTHERWISE NOTED.

**Bharat Petroleum Corporation Limited**

| | |
|---|---|
| SCALE : AS SHOWN | NORTH : |
| DATE:- 06/02/2020 | |
| DWG NO:- BPC/1648 | |

SUBJECT:
LAYOUT PLAN OF NEW RETAIL OUTLET SIKANDRABAD ON GT ROAD JUNCTION - SIRODHAN BUS STOP ROAD.

| | | |
|---|---|---|
| KHASRA NO. | : | 1233 |
| VILLAGE | : | SIKANDRABAD DEHAT |
| TEHSIL | : | SIKANDRABAD |
| POL. STN. | : | SIKANDRABAD |
| NEAREST RLY | : | DANKAUR |
| DISTRICT | : | BULANDSHAHR (U.P.) |
| PIN CODE | : | 203205 |
| PLOT AREA | : | 1575.00 SQ.M. |

कुमार अभिनाश
प्रादेशिक प्रबन्धक (रिटेल)
भारत पेट्रोलियम कार्पोरेशन लिमिटेड
आशू वा नकपरा, केसर गंज
मेरठ–250002 (उ0प्र0)

PREPARED BY:
MANAGER (Engg.)
B.P.C.L., Meerut.