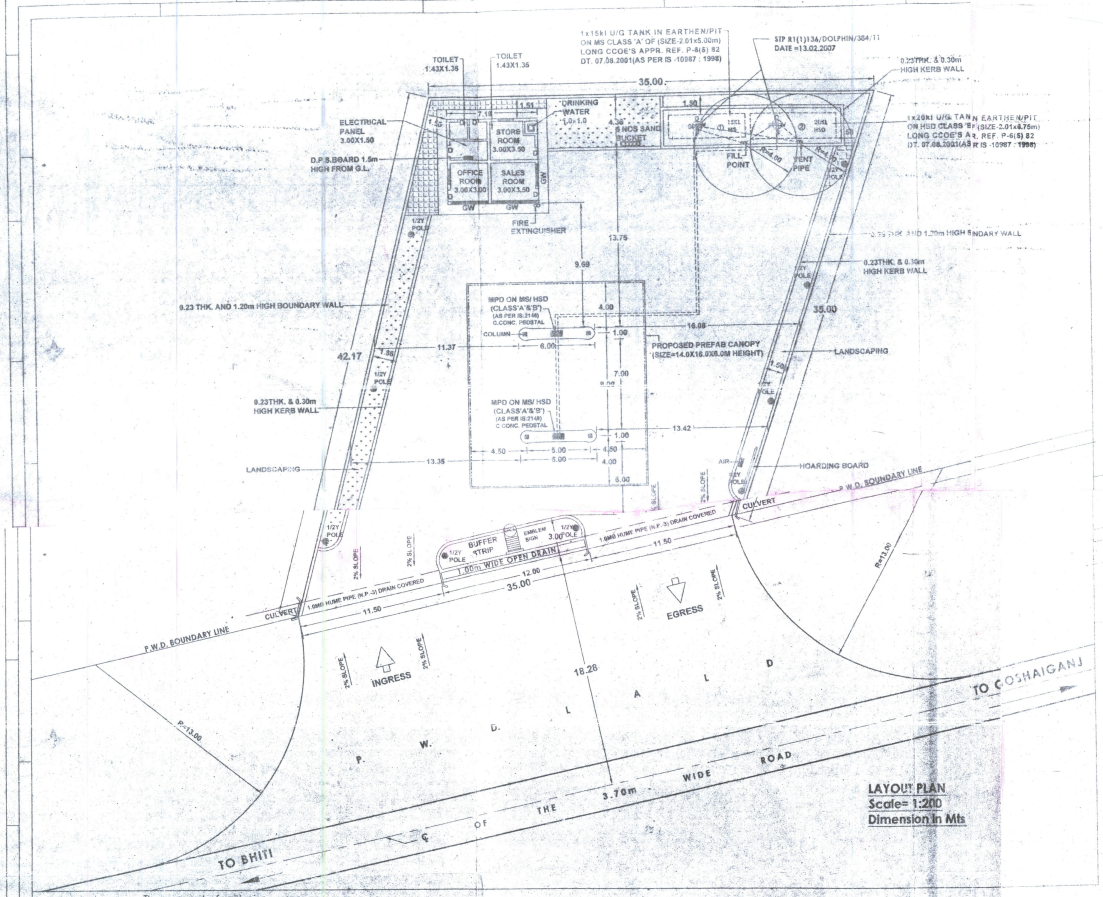

LAYOUT PLAN
Scale= 1:200
Dimension in Mts

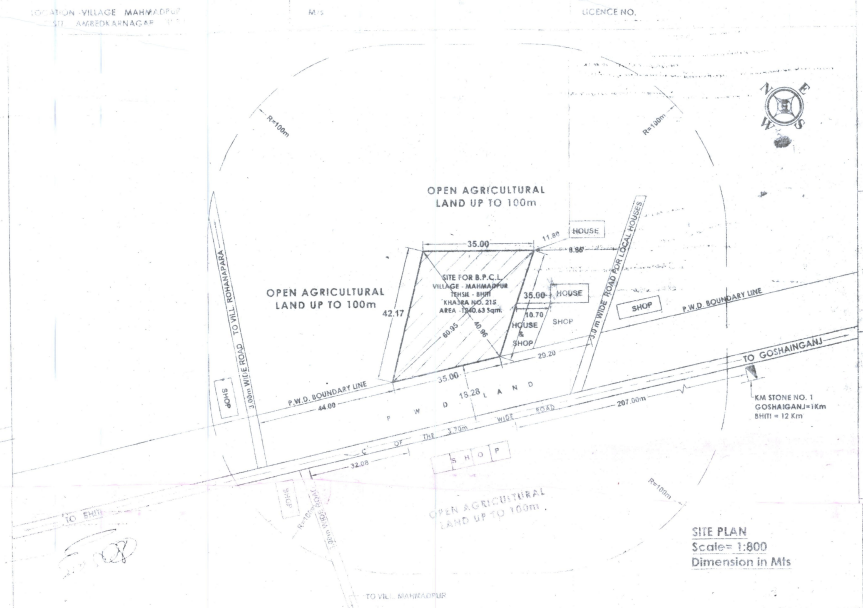

SITE PLAN
Scale= 1:800
Dimension in Mts

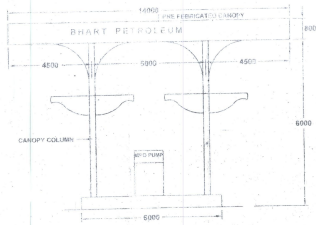

CANOPY SECTION

NOTES :-

1. V - VENT PIPES 4M HIGH AND ONE COVERED WITH 2 LAYERS OF BRASS WIRE GAUGE 17 MESH PER LINEAR CENTIMETER.
2. F - FILL POINTS FITTED WITH CAMLOCK COUPLING AND AIR TIGHT THREADED BRASS CAP FOR DECANTING FROM TANK LORRY.
3. D - DIP PIPES WITH CAP ASSEMBLY.
4. ALL ELECTRICAL FITTINGS ARE FLAME PROOF CONFORMING TO IS -2148
5. ALL DOORS OF BUILDING TO BE OPENED OUTWARDS.
6. NO SEWER OR SURFACE DRAIN WITHIN 8M OF THE U/G TANK & D/S.
7. INDEMNITY TO BE POSTED FOR ONLY STORAGE OF PETROLEUM PRODUCTS.
8. TANKS ARE PAINTED WITH TWO LAYERS OF HOT BITUMEN OVER TWO COATS OF RED LEAD PRIMER TO PROTECT AGAINST CORROSION.
9. FABRICATION DESIGN OF UNDER GROUND STORAGE TANK ARE CONFORMING TO I.S.: 10987 : 1998 AS PER CODE NO. OF ORDER NO. O-40 (DC) P/MPD, 84 DATED-24.01.99.
10. ALL DIMENSIONS ARE IN MTR. UNLESS OTHERWISE NOTED.
11. S.B. SAND BUCKET 10 NO'S OR AS PER EXPLOSIVE RULES.
12. F.E. FIRE EXTINGUISHER. 10 NO'S OR AS PER EXPLOSIVE RULES.
13. TANK SHOULD BE GIVEN HYDROLIC PRESSURE TEST PRIOR TO INSTALLATION AND BEFORE ANY PROTECTIVE COATING AS APPLIED. THE TEST SHOULD BE MONITORED AT A CONTROLED PRESSURE OF 0.36KG/SQ.CM. FOR 2 HOURS.
14. DIP ROD SUPPLIED WITH THE TANK FOR THIS TYPE OF INSTALLATION SHOULD BE 3280 LONG INSTEAD OF STANDARD 2350MM.
15. FABRICATION THICKNESS OF SHELL PLATES AND END PLATE OF TANKS:
    20KL:SHELL-6MM
    END - 8MM
16. TANKS CONFORMS TO 124.125 & 131 OF THE PETROLEUM RULE-2002
17. ALL LIGHT POLES ARE FITTED AS PER APPROVAL OF COE NAGPUR VIDE LETTER NO. PL-II(MB) DATED:26.11.1963.
18. NATURAL DOWN SLOPE FROM THE EDGE OF METALLED ROAD TO CULVERT ON APPROACHES WILL BE MAINTAINED FREE FLOW OF WATER TOWARDS DRAIN.
19. SITE MEETS APPLICABLE IRC 1983 NORMS WITH LATEST AMENDMENTS.
20. EV - EXTENDED VENT POINT
    E - EXTENDED FILL POINTS.
21. THE PROPOSED SITE IS FREE FROM ANY TYPE OF LITIGATION AND NO CASE IS PENDING IN ANY COURT OF LAW.
22. NO ELECTRICAL LINE PASSES OVER THE SITE PROPERTIES.
23. PROPOSED AND EXISTING WORK SHOWN IN SPECIFIC COLOUR

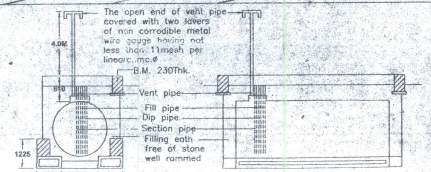

SECTION ON 'B-B'
SCALE - NTS

SECTION ON 'C-C'
SCALE - NTS

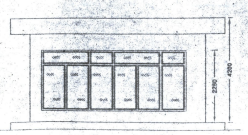

FRONT ELEVATION
SCALE - NTS

DETAIL OF DISPENSOR	
Sr.No.	TYPE OF DISPENSOR
1	1 MPD MS/HSD
2	1 MPD MS/HSD

DETAIL OF TANKS					
Sr.No.	PRODUCT	CAPACITY	DIA Ø	LENGTH	TYPE OF TANK
1	MS	15KL	2.01Ø	5.00M	E-PIT
2	HSD	20KL	2.01Ø	6.75M	E-PIT

SITE INFORMATION

PLOT AREA	1240.63 Sqmt.
KHASRA NO.	215
LOCATION	VILL.- MAHMADPUR
PARGANA	MUHAURA
TEHSIL	BHITI
POST OFFICE	GOSHAINGANJ
POLICE STATION	AHIRAULI
RAILWAY STATION	GOSHAINGANJ
DISTRICT	AMBEDKER NAGAR
STATE	UTTAR PRADESH
ZONE	ZONE (A)
DISTANCE FROM STATION NO.	1
NO.	O.B.R.

DIVISION DIST. NO.	DATE	NO.	REVISION	INITIALS

भारत पेट्रोलियम कॉर्पोरेशन लिमिटेड
BHARAT PETROLEUM CORPORATION LTD.
(MARKETING - DIVISION)

Subject:- Layout Plan of a Retail Outlet

On Bhiti - Goshaiganj Road (At -Village - Mahmadpur)
(Tehsil - Bhiti)(District - Ambedkarnagar) Near Km.Stone No.1

DATE	DRAWING NO.
08.05.16	BPCL/A1/2016

NUMBERS CROSSED OUT ARE SUPERSEDED

Distt. - Ambedkarnagar (U.P.) At - Village - Mahmadpur

DATE	08.05.16	CHKD.	
SCALE	1 : 200		
DRAWN	Anand Kumar	TRACED	

1/2016

AMIT ARORA
By Manager Construction (Retail)
Bharat Petroleum Corp. Ltd.
Gorakhpur Retail Territory, Gorakhpur