LOCATION -VILLAGE -NARAICHA
DISTT. - FATEHPUR (U.P.)

M/s

LICENCE NO.

SITE PLAN
Scale= 1:800
Dimension in Mts

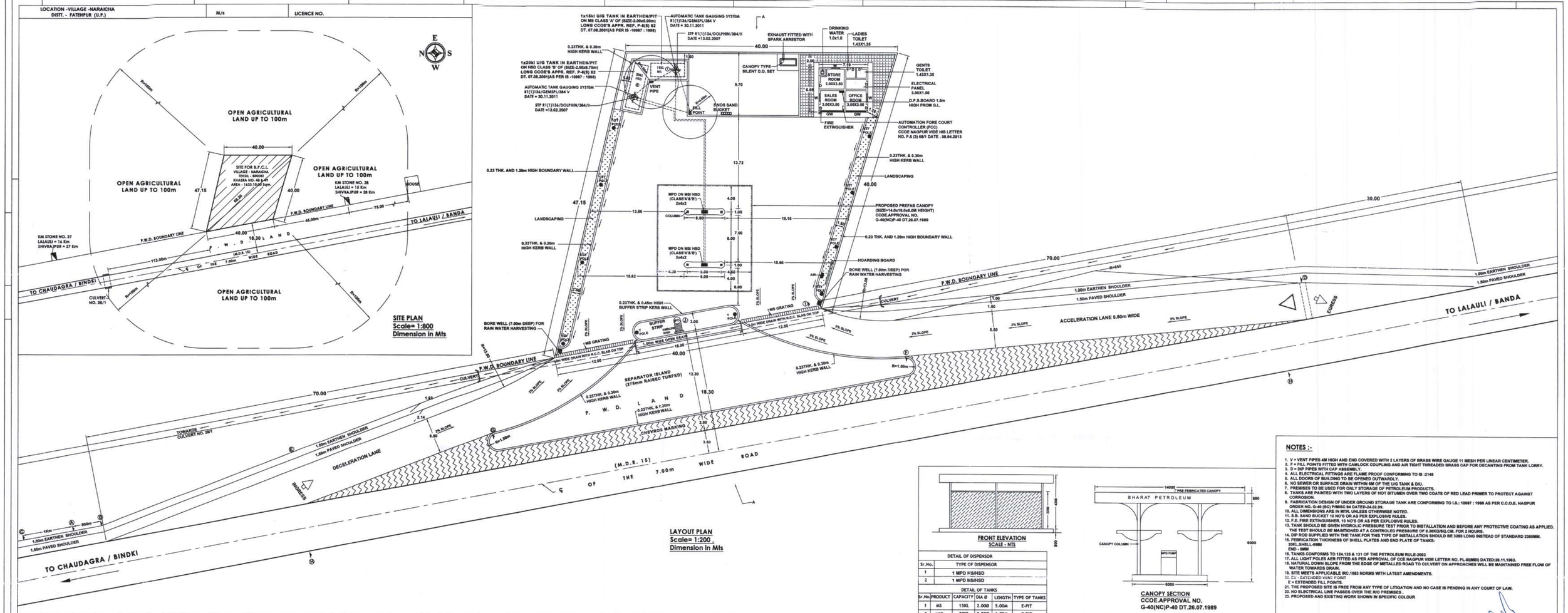

LAYOUT PLAN
Scale= 1:200
Dimension in Mts

FRONT ELEVATION
SCALE - NTS

DETAIL OF DISPENSOR	
Sr.No.	TYPE OF DISPENSOR
1	1 MPD MS/HSD
2	1 MPD MS/HSD

DETAIL OF TANKS					
Sr.No.	PRODUCT	CAPACITY	DIA Ø	LENGTH	TYPE OF TANKS
1	MS	15KL	2.00Ø	5.00M	E-PIT
2	HSD	20KL	2.00Ø	6.75M	E-PIT

CANOPY SECTION
CCOE.APPROVAL NO.
G-40(NC)P-40 DT.26.07.1989

NOTES :-

1. V = VENT PIPES 4M HIGH AND END COVERED WITH 2 LAYERS OF BRASS WIRE GAUGE 11 MESH PER LINEAR CENTIMETER.
2. F = FILL POINTS FITTED WITH CAMLOCK COUPLING AND AIR TIGHT THREADED BRASS CAP FOR DECANTING FROM TANK LORRY.
3. D = DIP PIPES WITH CAP ASSEMBLY.
4. ALL ELECTRICAL FITTINGS ARE FLAME PROOF CONFORMING TO IS :2148
5. ALL DOORS OF BUILDING TO BE OPENED OUTWARDLY.
6. NO SEWER OR SURFACE DRAIN WITHIN 6M OF THE U/G TANK & D/U.
7. PREMISES TO BE USED FOR ONLY STORAGE OF PETROLEUM PRODUCTS.
8. TANKS ARE PAINTED WITH TWO LAYERS OF HOT BITUMEN OVER TWO COATS OF RED LEAD PRIMER TO PROTECT AGAINST CORROSION.
9. FABRICATION DESIGN OF UNDER GROUND STORAGE TANK ARE CONFORMING TO I.S.: 10987 : 1998 AS PER C.C.O.E. NAGPUR ORDER NO. G-40 (SC) P/MS/C 94 DATED-24.02.99.
10. ALL DIMENSIONS ARE IN MTR. UNLESS OTHERWISE NOTED.
11. S.B. SAND BUCKET 10 NO'S OR AS PER EXPLOSIVE RULES.
12. F.E. FIRE EXTINGUISHER, 10 NO'S OR AS PER EXPLOSIVE RULES.
13. TANK SHOULD BE GIVEN HYDROLIC PRESSURE TEST PRIOR TO INSTALLATION AND BEFORE ANY PROTECTIVE COATING AS APPLIED. THE TEST SHOULD BE MAINTONED AT A CONTROLED PRESSURE OF 0.5KG/SQ.CM. FOR 2 HOURS.
14. DIP ROD SUPPLIED WITH THE TANK FOR THIS TYPE OF INSTALLATION SHOULD BE 3380 LONG INSTEAD OF STANDARD 2360MM.
15. FEBRICATION THICKNESS OF SHELL PLATES AND END PLATE OF TANKS:
20KL-SHELL-6MM
END - 8MM
16. TANKS CONFORMS TO 124.125 & 131 OF THE PETROLEUM RULE-2002
17. ALL LIGHT POLES AER FITTED AS PER APPROVAL OF CCE NAGPUR VIDE LETTER NO. PL-6(MBD) DATED:26.11.1983.
18. NATURAL DOWN SLOPE FROM THE EDGE OF METALLED ROAD TO CULVERT ON APPROACHES WILL BE MAINTAINED FREE FLOW OF WATER TOWARDS DRAIN.
19. SITE MEETS APPLICABLE IRC.1983 NORMS WITH LATEST AMENDMENTS.
20. EV - DETCHDED VENT POINT
E = EXTENDED FILL POINTS.
21. THE PROPOSED SITE IS FREE FROM ANY TYPE OF LITIGATION AND NO CASE IS PENDING IN ANY COURT OF LAW.
22. NO ELECTRICAL LINE PASSES OVER THE R/O PREMISES .
23. PROPOSED AND EXISTING WORK SHOWN IN SPECIFIC COLOUR

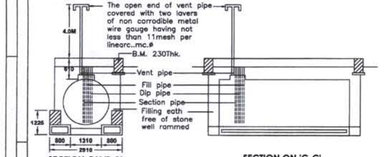

SECTION ON 'B-B'
SCALE - NTS

SECTION ON 'C-C'
SCALE - NTS

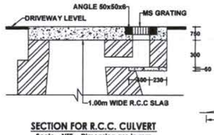

SECTION FOR R.C.C. CULVERT
Scale - NTS. Dimension are in mm

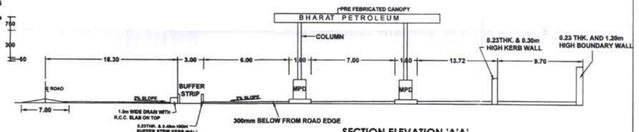

SECTION ELEVATION 'A'A'

1. - ACCESS ROADS SHOULD HAVE MIN PAVEMENT COMPOSITION OF 150MM GSB,250 MM WMM,50 MM DBM AND 30 MM BC
2. - ALL PAVEMENT MARKINGS SHOULD BE AS PER LATEST IRC 35.
3. - ALL TRAFFIC SIGNS SHOULD BE AS PER LATEST IRC 67 AND LATESTIRC SP- 55. IN CASE OF A FUEL STATION LOCATED ON THE OTHER SIDE OF TRAVEL DIRECTION THE USER SHOULD BE INFORMED OF THE LOCATION OF THE FUEL STATION IN HIS/ HER DIRECTION OF TRAVEL THROUGH INFORMATION SIGNS AS SHOWN INTHE TABLE OF THIS DRAWING.
4. - THE LENGTH OF SEPARATOR ISLAND SHOULD BE DETERMINED AS PER SITE CONDITION. ITS MINIMUM WIDTH SHOULD BE 3M.
5. - THE SEPARATOR ISLAND AND BUFFER STRIP SHALL BE TURFED WITH PROVISION OF 275MM HIGH KERBS.
6. - SLAB CULVERTS WITH GRATTINGS TO BE PROVIDED IN THE LINE OF STORM WATER DRAIN ON ENTRY AND EXIT APPROACHES TO CATER TO THE EXPECTED DISCHARGE.

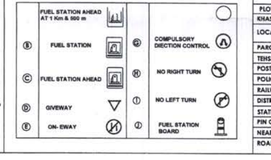

SITE INFORMATION

PLOT AREA	1633.105sqmt.
KHASRA NO.	48 & 49
LOCATION	NARAICHA
PARGANA	TAPPAJAR
TEHSIL	BINDKI
POST OFFICE	JONIHA
POLICE STATION	JAFARGANJ
RAILWAY STATION	BINDKI ROAD
DISTRICT	FATEHPUR
STATE	UTTAR PRADESH
PIN CODE	212 635- 212 635
NEAR KM STONE NO.	28
ROAD NO.	M.D.R. 15

REVISION DRG. NO.	DATE	ZONE OR PART	BRIEF RECORD	INITIALS
REVISIONS				

भारत पेट्रोलियम कॉर्पोरेशन लिमिटेड
BHARAT PETROLEUM CORPORATION LTD.
(MARKETING - DIVISION)

Subject:- Layout Plan of a Retail Outlet

On Chaudagra / Bindki - Lalauli / Banda Road ,
At -Village - Naraicha, Tehsil - Bindki ,District - Fatehpur
,Near Km.Stone No. 28 (M.D.R. 15)

Distt.- Fatehpur (U.P.) At.- Village - Naraicha

DATE– 09.02.2020	CHIEF ENGINEER	DIV./MANAGER
SCALE 1 : 200		
DRAWN Arvind Kumar	TRACED	CHECKED

09.02.20 | BPCL/28F/2020
DATE | DRAWING NO.
NUMBERS CROSSED OUT ARE SUPERSEDED DRAWING NO.
BPCL/28F/2020
DRAWING NO.

संलग्नित फाइल कार्यसाधक

Executive Engineer
C.D.-2, P.W.D.
Fatehpur