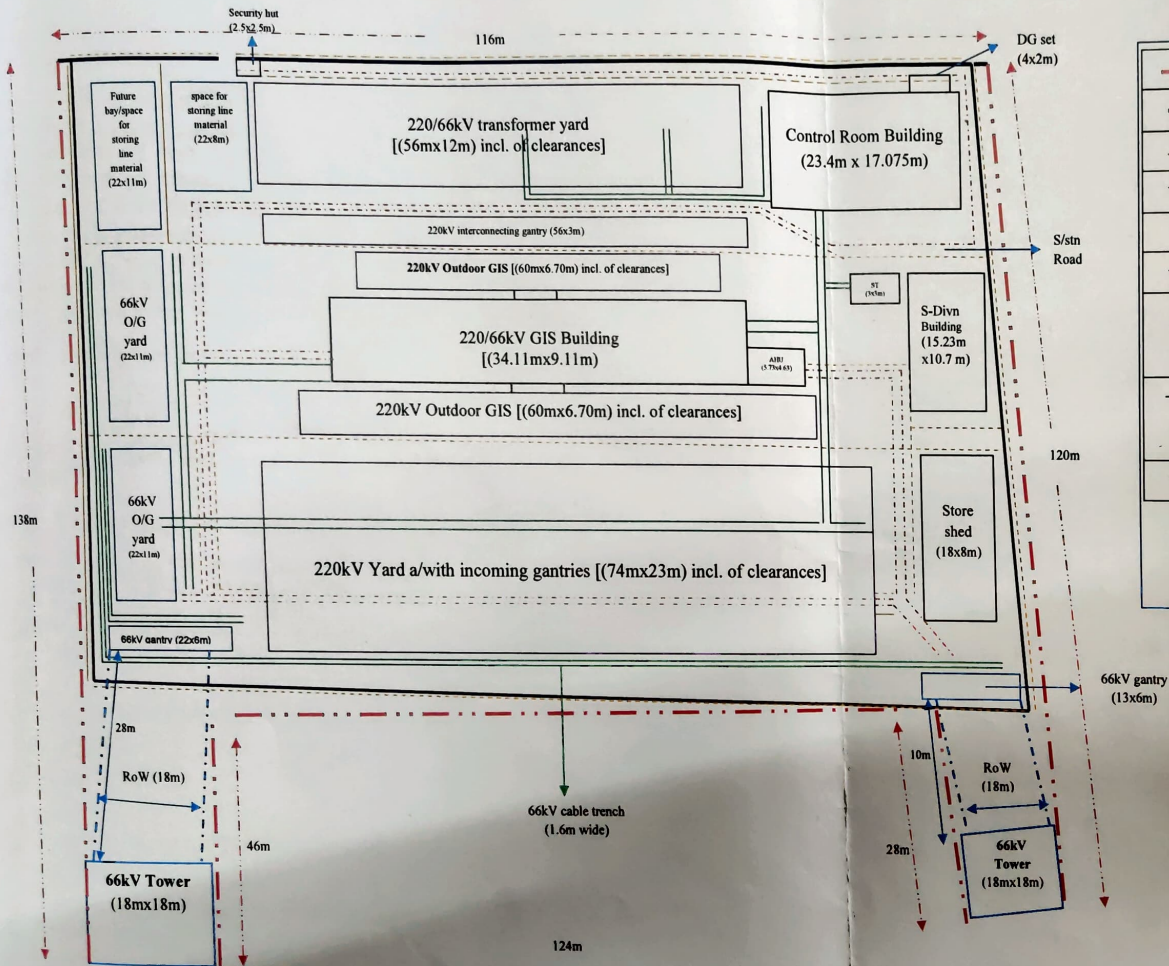











A small, blank, cream-colored rectangular card or piece of paper, possibly a bookmark or a small note, is shown against a dark background. The card is slightly tilted and has a soft, off-white color.

PROPOSED GENERAL LAYOUT/BLOCK DIAGRAM OF 220/66kV GIS SUB-STATION AT NADUKHAR



	OUTER BOUNDARY OF LAND PROPOSED FOR DIVERSION
	SUB-STATION BOUNDARY
	INTERCONNECTING ROAD FOR SUB- STATION BENCHES
	220kV YARD & EQUIPMENT
	66kV YARD & EQUIPMENT INCLUDING GANTRIES & TOWERS
	66kV RIGHT OF WAY
	BUILDINGS (GIS, CONTROL ROOM, SUB-DIVISION, STORE SHED, DG SET, STATION TRANSFORMER, AIR HANDLING UNIT)
	POWER & CONTROL CABLE TRENCHES OF DIFFERENT SIZE (Outside = 1.9 & inside = 1.6m)+ (Outside = 1.1 & inside = 0.8m)
	BREAST/RETAINING WALLS

C/S ~~K.T.~~
Divisional Forest Officer
Shimla Forest Division
SHIMLA

Sr. Executive Engineer,
Electrical System Division,
HPSEBL, Totu - Shimla -11