

FRONT ELEVATION

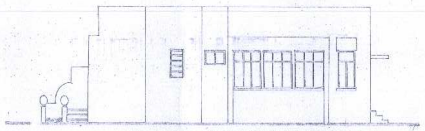

SIDE ELEATION FROM 'A' SIDE

SIDE ELEVATION FROM 'B' SIDE

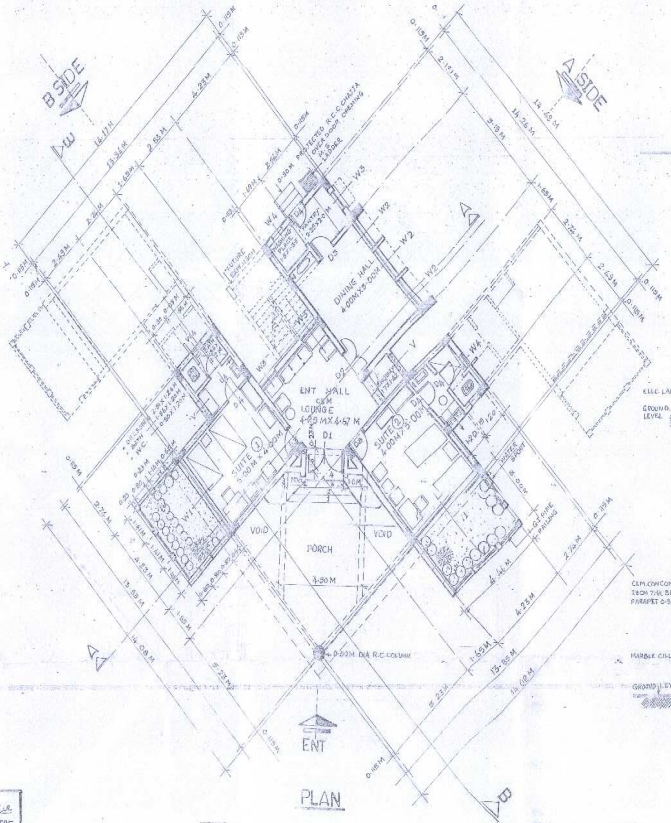

PLAN

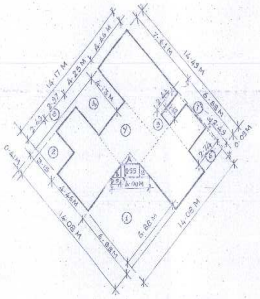

- BUILT UP AREA DIAGRAM
- SCALE:- 1:200
- BUILT UP AREA CALCULATIONS

/ 16.17 M X 16.68 M 269.82 SQ.M

DEDUCTIONS

1. 6.88 M X 6.88 M = 47.33 SQ.M - (0.4 x 4 M x 2 M) 2 = 4 SQ.M.

	47.33	
	41.33 - 4.30 =	43.63 M² (4.00 SQ.M)
2.	2.43 M X 3.13 M	7.34 M²
3.	2.37 M X 0.41 M.	1.21 M²
4.	4.25 M X 4.13 M	17.55 M²
5.	2.44 M X 1.22 M	3.46 M²
6.	2.74 M X 2.43 M	6.82 M²
7.	0.08 M X 6.88 M	0.62 M²
TOTAL DEDUCTION		80.83 M²
269.82 - 80.83 M²	=	174.63 M²
	=	124.19 M²
BUILT UP AREA OF A BUILDING	=	124.19 M²

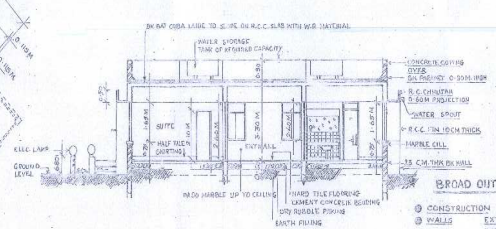

SECTION AT A-A

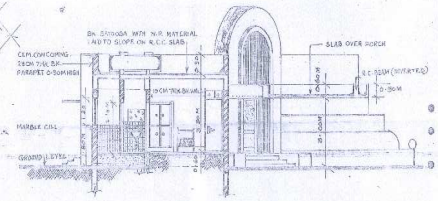

SECTION AT B-B

BROAD OUT LINE OF SPECIFICATIONS

1 CONSTRUCTION		R.C.C. WITH FLS. SLAB ROOF
2 WALLS	EXTERNAL	23 CM. THK. BRICK WALL
	INTERNAL	15 CM. THK. WALL WITH PLASTER
3 FINISHING	EXTERNAL	SAND ACID PLASTER
	INTERNAL	CEMENT PLASTER WITH NEROO FINISH
4 FLOORING	APPROACHES	MARBLE OF APPROVED SHADE AND GRAVELS
	ENT. STEPS	
	WAITING LONGE	
	PASSAGE	MARBLE MOSAIC TILES OF APPROVED SHADE AND SAMPLE
	ORDINARY SUITE	MARBLE MOSAIC TILES OF APPROVED SHADE AND SAMPLE
	ORDINARY SUITES TOILET	WHITE GLAZED TILES
	DINING HALL	MARBLE MOSAIC GALLOW TILES
	PANTRY WASH	POLISHED PANDOOR
	ALL SERVICE ROOMS, PASSAGES	10 MM THICK WHITE MARBLE TILE SKIRTING 15 CM HIGH
5 SKIRTING	ENT. HALL	MARBLE UP TO CEILING
	SUITES TOILET	WHITE GLAZED TILES UP TO 2.0M HT
	PANTRY WASH	WHITE GLAZED TILES UP TO LINTEL LEVEL
6 DADO	ENT. DOOR	ALUMINIUM GLAZED TWO SHUTTERS DOORS WITH FAN LIGHT AS PER SCHEDULE OF WORKS
7 DOORS	SUITES AND OUTER DOORS	T.W. FRAMES T.W. PARTICAL BOARD SHUTTERS SYNTHETIC RESIN POLISHED DOOR AS PER SCHEDULE
8 WINDOWS	SUITES	ALUMINIUM GLAZED TWO SHUTTER TRACK SLIDING WINDOWS AS PER SCHEDULE
	TOILET	ALUMINIUM FRAME WITH ADJUSTABLE GLAZED LOUVERS
9 PLUMBING AND SANITARY FITTINGS	SINTED TOILETS	S.T. GLASS & PIPE OPEN TYPE PLUMBING FIRST CLASS CHROMIUM PLATED FITTINGS AND FASTENINGS AS PER I.S.I. STANDARD CURRENT HAVE/SAND FLUSHED WASHS AS PER APPROVED SHADE AND SAMPLE
10 PAINTING	EXTERNAL	OIL BOUND DISTEMPER OF APPROVED SHADE AND SAMPLE
	INTERNAL	OIL BOUND DISTEMPER OF APPROVED SHADE AND SAMPLE
	WOOD WORK STEEL WORK	OIL PAINT OF APPROVED SHADE AND SAMPLE
11 FIXTURES AND FASTENINGS		BRASS POLISHED FIXTURES AND FASTENTINGS AS PER APPROVED SAMPLE
12 ELECTRICAL		OPEN CONDUIT WIRING ALL OVER. ELECTRICAL LAY OUT TO BE GOT APPROVED FROM THE ARCHITECT (I.S. BOMBAY) OR RESPECTIVE CHIEF ARCHITECT OF REGIONS BEFORE EXECUTION

MISCELLANEOUS

1. MARBLE STRIPS FOR WINDOWS
2. ALUMINIUM RAILING VIEW WIRE NAL FOR STEM CASE
3. G.I. TYPE RAILING FOR GARDEN
4. RECESSED CEILING LAMPS
5. FOR TILES CHAJJAS - OR KITCHEN/SANITARY PLATFORMS IN TOILET BLOCKS AND FOR SHELVES
6. BRICK TILE/MARBLE/STONE AND GRANITE CLADDING FOR ENTRANCE PORCHE
7. BUILT IN WARDROBE FINISHED WITH T.W. FRAMES T.W. PARTICAL BOARD PANELLED TWO SHUTTERS FLUSH PARTICAL BOARD SHELVES IN SIDE AS PER DETAILS

SCHEDULE OF DOORS AND WINDOWS

D1	2.00 X 2.60 M	ALUMINIUM DOOR FRAMED GLASS 3.0 MM THICK 1 & 1/2 HEADER WITH TWO SHUTTERS OR THE TOP OF SHUTTERS INCLUDING THE GLASS PANEL WITH PLAIN & STRIPED GLASS PANEL SUPPORTED IN PATT TRACK
D2	2.00 X 2.10 M	T.W. FRAME SINGLE SHUTTER SHUTTER PANEL WITH WIRE GLASS PANEL IN PANELLED SHUTTER WITH ITS FRAME
D3	0.90 X 2.10 M	T.W. FRAME SINGLE SHUTTER PANELLED SHUTTER PANELLED WITH OIL PAINTING WITHOUT FANLIGHT
W1	4.00 X 1.65 M	ALUMINIUM OUTER FRAME SECTION MM GLASS PANEL SLIDING GLAZED WINDOW WITH FIXED LOUVRE PANELS FOR SHUTTERS WITH MESH WIRE 5 FRAMES - FINALLY ATTACHED WITH FLANGE
W2	2.00 X 1.65 M	SAME AS ABOVE
W3	1.60 X 1.65 M	SAME AS ABOVE
W4	2.00 X 1.65 M	SAME AS ABOVE
W5	1.60 X 1.65 M	SAME AS ABOVE
V	0.90 X 1.20 M	ALUMINIUM OUTER FRAME WITH ADJUSTABLE GLAZED LOUVRES
V	0.90 X 0.60 M	ALUMINIUM OUTER FRAME WITH FIXED GLAZED CENTRE ALUMS SHUTTER

AUTHORITY

THIS WORKING DRAWING IS PREPARED ON THE BASIS OF LINE PLAN APPROVED BY THE PERUSING COMMITTEE VIDE GOVT. IN P.W.D. LETTER NO. BDG-1093/PRA. KRA/110/DLDG-1 DATED 12-3-93 AND THE CHIEF SECRETARY'S COMMITTEE VIDE GOVT. IN W.D. LETTER NO. BDG 1093/PRA. KRA 109/DLDG-1 DATE 19-6-93

NOTE

1. ALL DIMENSIONS ARE IN METRES EXCEPTS WHERE MENTIONED BY UNITS
2. ONLY WRITTEN DIMENSIONS ARE TO BE FOLLOWED
3. PLINTH SHOULD BE GOT APPROVED FROM LOCAL AUTHORITIES WITH CONSULTATION TO CHIEF ARCHITECT MAHARASHTRA STATE/DEPUTY CHIEF ARCHITECT OF RESPECTIVE REGIONS
4. FINISHED FLOOR LEVELS OF BATH, W.C. AND STAIRCASE FLOOR LANDINGS TO BE 1.5 CM. BELOW THAN GENERAL FLOOR LEVEL
5. ALL SIZES OF DOORS, WINDOWS ARE INCLUSIVE OF FRAMES
6. ALL DOOR OPENINGS HEIGHTS ARE FROM FINISHED FLOOR LEVEL
7. GRILL PATTERN W.C. PAN SHOULD BE PROVIDED IN EVERY TOILET.
8. ANY DISCREPANCY NOTICE IN THIS DRAWING SHALL BE COMMUNICATED TO THE CHIEF ARCHITECT MAHARASHTRA STATE BEFORE STARTING EXECUTION
9. EXECUTION SHALL NOT BE STARTED UNLESS LOYOUT AND BUILDING PLANS ARE APPROVED BY THE LOCAL MUNICIPAL AUTHORITY OR OTHER LOCAL AUTHORITY
10. DATE OF STARTING AND DATE OF COMPLETION OF THE WORK SHALL BE COMMUNICATED TO THE OFFICE DEPUTY CHIEF ARCHITECT OFFICE OF RESPECTIVE REGIONS AT LEAST TWO WEEKS IN ADVANCE
11. UNIT SHALL BE GOT APPROVED FROM THE CHIEF ARCHITECT, MAHARASHTRA STATE BOMBAY/DY. CHIEF ARCHITECT OF RESPECTIVE REGIONS BEFORE EXECUTION OF WORK
12. NO TIME WINDING OVER THE BUILDING/COMPLETION CERTIFICATE SHALL BE OBTAINED FROM THE CHIEF ARCHITECT MAHARASHTRA STATE/DY CHIEF ARCHITECT OF RESPECTIVE REGIONS

NO.	DATE	SIGN	CONTENTS

REVISIONS

OFFICE OF THE CHIEF ARCHITECT MAHARASHTRA STATE P.W.D. BOMBAY 400001

SD/-
(V.R. AYRE)
CHIEF ARCHITECT
CA/19/2136

SD/-
(D.C. BANSODE)
SENIOR ARCHITECT
CA/19/3203

TYPE PLAN I OF REST HOUSE (TALUKA) ORDINARY TWO SUITES (FLAT SLAB)

PLAN, FRONT ELEVATION, SIDE ELEVATIONS FROM A AND B SIDES, SECTION AT A-A & B-B, BUILT UP AREA DIAGRAM BUILT UP AREA CALCULATIONS AND BROAD OUT LINE SPECIFICATIONS.

SCALE	DATE	DEALT BY
1:100	11-11-1993	K S BAG
T RHS/5907/I JOB NO.		1 DRG. NO.

CHECKED BY:- M.M. DASARATHE
P.W.D. M.No. 1,
BANDRA

True Copy
Range Forest Officer
(Territorial) Sadi Range

Technical Engineer
Office of the Forest Engineer
M.S. Nagpur

Forest Engineer
Maharashtra State, Nagpur