

TECHNICAL REPORT

Name of work: -

A/A/A for const. of road from Khadwal to Bhatti Talab
(L= 1.50 km).

Authority: -

Works approved under State Plan.

History and Necessity: -

Road from Khadwal to Bhatti Talab take off from Mansar Barigarh road. This road connects village Bhatti Talab having a population of about 150 souls. The entire area is rich in agriculture production with the const. of this 1.50 km road, the above mentioned village/ Mohalla will be connected with Mansar and then with Dhar Udhampur road which will facilitate the public of the area to attend Majalta Head Quarter PHC Majalta & Distt. HQ Udhampur.

Proposals and Specifications: -

It has been proposed earth work in cutting. Const. of 1.0 mtr dia HPC. It has proposed to const. the pucca drain, R/ wall & B/ wall wherever required. 150 mm thick WBM G-II & 75 mm thick WBM G-III have been proposed for pavement.

Time and cost: -


The entire work shall cost of Rs. 95.16 lacs and the work shall be completed in 03 months subject to the availability of funds & materials well in time.



Executive Engineer
PWD(R&B) Division
Udhampur

ABSTRACT OF COST

Name of work: - A/A/A for const. of road from Khadwal to Bhatti Talab (L= 1.50 km)

S. no.	Particulars of Item	Unit	Rate	Qty.	Amount
					(in lacs)
1	Earth work in excavation	As per estimate enclosed			26.21
2	1.0 mtr dia HPC	No.	5.50	2.00	11.00
3	R/ wall	Rmt.	22798.00	50.00	11.40
4	B/ wall	Rmt.	14536.00	110.00	15.99
5	Pucca Drain	Rmt.	3140.00	100.00	3.14
6	150 mm thick WBM G-II 1.50x1000x3+10% for curves	Sqm	325.00	4950.00	16.09
7	75 mm thick WBM G-III 1.50x1000x3+10% for curves	Sqm	173.00	4950.00	8.56
				Total	92.39
				Add 3% for contingencies	2.77
				Grand Total	95.16
	Say Rs. 95.16 lacs				


Asstt. Executive Engineer
PWD(R&B) Sub- Division
Majalga


Executive Engineer
PWD(R&B) Division
Udhampur

detected estimate for construction of road
from Khadwal to Bhatti Talab length 1.5 km.
by way of earth work cutting incl. const.
of kacha drain

RD.	length	Area of Right of Way	T-A	m-A	Qty	Classification
0	-	2.46	-0	-0	-0	(A) All kinds of soil 70%
250	250	5.91	8.32	4.185	1046.25	soil 70%
500	250	4.86	10.77	5.385	1346.25	soil 70%
750	250	8.38	13.24	6.62	1655.00	soil 70%
1000	250	4.58	12.94	6.47	1617.50	soil 70%
1	250	8.46	13.62	6.57	1627.50	(C) Hard rocks 10%
250	250	9.51	17.97	9.985	2246.25	rocks 10%
500	250	9.87	18.33	9.165	2291.25	
					9588.75 m ³	
					Total = 9588.75 m ³	


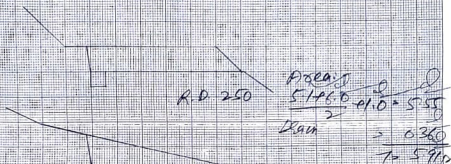

- ① Earth work in bulk excavation by mechanical means over area exceeding 30 cm in depth, 1.5 mtr. in width as well as 10 sqm or less.

9588.75 m³
26.21/274.76/11

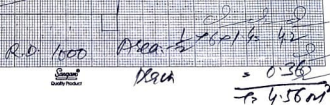
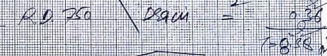
192620066/2
Rs. 2633231-0

Executive Engineer
PWD (R&B) Division
Udhampur

Road from Khadwal to Bhatli - 666



Signature
 Executive Engineer
 PWD (R&B) Division
 Udhampur



Road from Khadwal to
Bhatti Talab.

Date



$$\begin{aligned} R.O. & \frac{1}{250} \quad \text{---} \quad \text{---} \quad \text{---} \\ \text{Area} &= \frac{1}{2} \times 642.7 \times 0.1 \\ \text{Drain} &= 0.36 \\ & \times 0.46 \text{ m}^2 \end{aligned}$$



$$\begin{aligned} R.O. & \frac{1}{500} \quad \text{---} \quad \text{---} \quad \text{---} \\ \text{Area} &= \frac{5247.0 \times 0.15}{2} \times 9.15 \\ \text{Drain} &= 0.36 \end{aligned}$$

Executive Engineer
PWD (R&B) Division
Jhampur

T = 9.97 m²

9.51 m²

Signature