PRODUCED BY AN AUTODESK EDUCATIONAL PRODUCT

HINDUSTAN PETROLEUM CORPORATION LIMITED

GROUND FLOOR			
SL NO	TYPE	SIZE IN mm	AREA SQM
1	LUBE STORE	3000x1170	3.51
2	OFF ROOM	3000x1705	5.29
3	DEALER'S RM	3593x2375	8.23
4	PICK UP COUNTER	3332x3515	11.34
5	TOILET	2400x1200	2.88
6	STAFF TOILET	1200x1150	1.80
7	POD	1200x1165	1.13
8	WATER	1200x1170	1.45
9	LOCKERS	1115x2200	2.53
10	ACCT. ROOM	2370x1855	4.21
11	OFFICE	3466x2200	7.97
12	TYRE SHOP	1460x1400	2.04

DETAIL OF KERB WALL

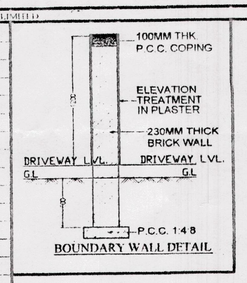

BOUNDARY WALL DETAIL

SITE INFORMATION :-

KHASRA NO -	165
VILLAGE.-	LALPUR
PARGANA.-	SIKANDRABAD
TEHSIL :-	SIKANDRABAD
DISTRICT :-	BULANDSHAHAR
STATE :-	UTTAR PARADESH
POLICE STN -	SIKANDRABAD
RLY. STN. -	BULANDSHAHAR
POST	SIKANDRABAD

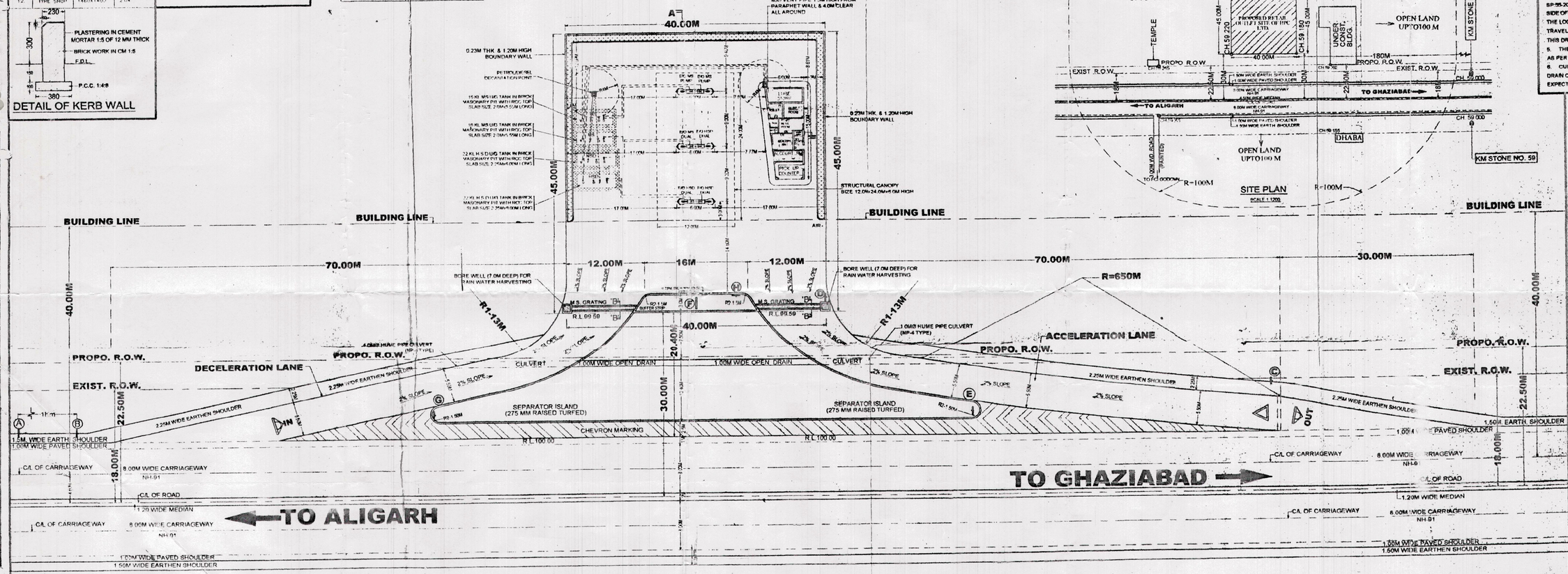

FUEL STATION LAY OUT PLAN

DETAILS OF BUFFER STRIP, FUEL PUMP, OFFICE, KIOSK LUBRITORUIM, AIR AND WATER SUPPLY, DECELERATION, ACCELERATION LANES, TRAFFIC SIGNS & CHEVRON MARKING DETAILS

SCALE:- 1:300

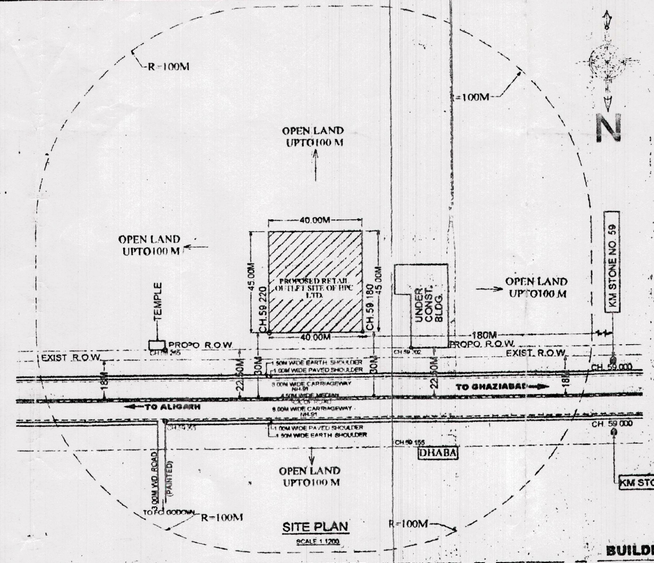

SITE PLAN

SCALE 1:1200

NATIONAL HIGHWAYS NOTES -

1. DRAWING PREPARED AS PER NORTH GUIDELINES (LETTER NO. RWNH-33023/19/99-DO-III DATED 17-10-2003).
2. ALL PAVEMENT MARKINGS SHOULD BE AS PER IRC:35-1997
3. ACCESS ROAD SHOULD HAVE MIN. PAVEMENT COMPOSITION OF 150MM GSB WBM GR I, II, III OF 75MM EACH 50MM BM & 25MM SDC.
4. ALL TRAFFIC SIGNS SHOULD BE AS PER IRC: 67-2001 &IRC SP:55-2001 IN CASE OF A FUEL STATION LOCATED ON THE OTHER SIDE OF TRAVEL DIRECTION THE USER SHOULD BE INFORMAD OF THE LOCATION OF THE FUEL STATION IN HIGHER DIRECTION OF TRAVEL THROUGH INFORMATION SIGN AS AT "C" OF THE TABLE OF THIS DRAWING.
5. THE LENGTH OF SEPARATOR ISLAND SHALL BE DETERMINED AS PER SITE CONDITION ITS MIN. WIDTH SHOULD BE 3.0M
6. CULVERTS TO BE PROVIDED IN THE LINE OF STROM WATER DRAIN ON ENTRY & EXIT APPROACHES TO CATER TO THE EXPECTED DISCHARGE.

NOTES:-

1. V= VENT PIPES 4.0 M HIGH END COVERED WITH TWO LAYERS OF BRASS WIRE GAUGE OF 11 MESH PER L/ CMS.
2. F= FILL POINTS FITTED WITH CAMLOCK COUPLING & AIR TIGHT THREADED BRASS CAP FOR DECANTING FROM TANK LORRY
3. D= DIP PIPE WITH CAP ASSEMBLY
4. ALL ELECTRICAL FITTINGS ARE OF F.P CATEGORY TO IS: 2148
5. ALL DOORS OF BUILDINGS TO BE OPENED OUTWORD ONLY.
6. NO SEWER OR SURFACE DRAIN WITH IN 6.00M FROM U/G TANK & D/U.
7. PREMISES TO BE USED ONLY FOR STORAGE OF PET. PRODUCTS
8. TANKS ARE PAINTED WITH TWO LAYERS OF HOT BITUMEN OVER TWO COATS OF RED OXIDE PRIMER TO PROTECT AGAINST CORRISION
9. FABRICATION DESIGN OF U/G STORAGE TANK ARE CONFIRMING TO IS: 10987 :1992 AS C.C.O.E NAGPUR ORDER NO. G-40 (CCE) P/NBC/94 DT 24.02.99
10. ALL DIMENSIONS ARE IN MM UNLESS OTHERWISE NOTED
11. 6 B. SAND BUCKETS 6 NOS. AS PER EXPLOSIVE RULE.
12. F.E. FIRE EXTINGUISHERS 6NOS AS PER EXPLOSIVE RULES.
13. TANK SHOULD BE GIVEN HYDROLIC PRESSURE TEST PRIOR TO INSTALLATION AND BEFORE ANY PERFECTIVE COATING IS APPLIED. THE TEST SHOULD BE MAINTAINED AT A CONTROLLED PRESSURE 0.35 KG/SQ CM FOR 2 HOURS.
14. DIP ROD SUPPLIED WITH THE TANKFOR THE TYPE OF INSTALLATION SHOULD BE 5250MM LONG INSTEAD OF 2360MM
15. FABRICATION THICKNESS OF SHELL SLATES AND END PLATES OF TANK 20 KL SHELL = 6MM.
16. TANKS CONFORM TO 124, 125 AND 131 OF THE PR-2002.
17. ALL LIGHT POLES ARE FITTED AS PER APPROVAL OF CCE NAGPUR VIDE LETTER NO. PL-III GAB-11 DT. 26.11.1963
18. NATURAL DOWN SLOPE FROM EDGE OF THE METALLED ROAD TO CULVERT ON APPROACHES WILL BE MAINTAINED FREE FLOW OF WATER TOWARDS DRAIN
19. SITE MEETS APPLICABLE IRC 1983 NORMS H LATEST AMMENDMENTS
20. EV= EXTENDED VENT PIPE
21. SITE IS FREE FROM ANY TYPE OF LITIGATION AND NO CASE IS PENDING IN ANY COURT
22. NO ELECTRICAL LINE PASSES OVER THE R/O PREMISES.

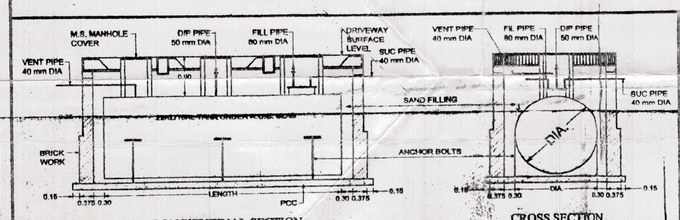

LONGITUDINAL SECTION

CROSS SECTION

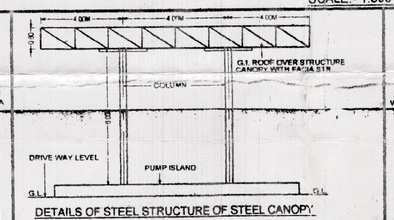

DETAILS OF STEEL STRUCTURE OF STEEL CANOPY

(SCALE - N.T.S)

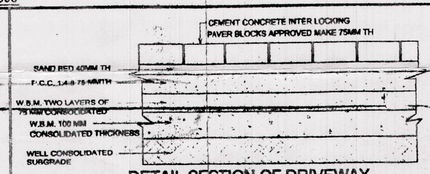

DETAIL SECTION OF DRIVEWAY

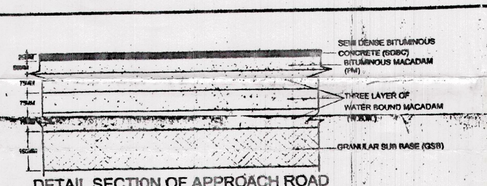

DETAIL SECTION OF APPROACH ROAD

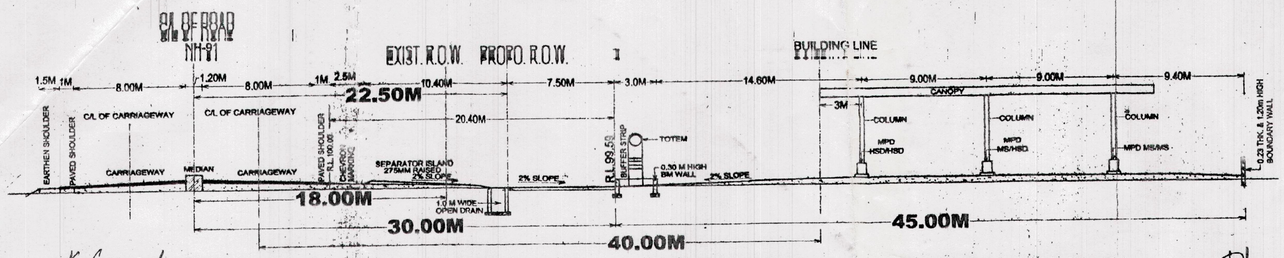

SECTIONAL ELEVATION WITH RESPECT TO NH (SECTION AT A -A)

SCALE:- 1:200

TRAFFIC SIGNS:- (IRC: 67:2001 AND IRC:SP: 55-2001)

A	FUEL STATION AHEAD		E	NO ENTRY	
B	FUEL STATION		F	FUEL STATION BOARD	
C	GIVEWAY		G	COMPULSORY DIRECTION CONTROL	
D	ONE WAY		H	NO RIGHT TURN	

1.		FOR SUBMISSION	
	DATED	BRIEF RECORD	INITIAL

REVISIONS

HINDUSTAN PETROLEUM CORPORATION LTD.
(A GOVERNMENT OF INDIA ENTERPRISE)
MEERUT RETAIL REGIONAL OFFICE

SUBJECT	LAYOUT, SITE PLAN & SECTIONAL ELEVATION OF PROPOSED MS & HSD RETAIL OUTLET.
LOCATION	ON GHAZIABAD - ALIGARH ROAD, NH-91 IN KM.60 (CH.59.180, RHS) AT KHASRA NO. 165, VILLAGE- LALPUR, TEHSIL- SIKANDRABAD & DISTRICT - BULANDSHAHAR, UTTAR PRADESH.

PREPARED BY: 28053045

Falguni Halder
Manager, Retail Engg.
Hindustan Petroleum Corp. Ltd.
Meerut Retail Region

RAKESH GUPTA
Dy. General Manager Retail
Hindustan Petroleum Corp. Ltd.
Meerut Retail Region

SCALE:- 1:300 | DATE:- JULY-2012 | DRG. NO. HPC/NE/04/02/2012

HINDUSTAN PETROLEUM CORPORATION LIMITED

K. Govindasamy
गोविन्दसामी के/GOVINDASAMY K.
सहायक कार्यपालन अभियंता/Assistant Executive Engineer
सड़क परिवहन और राजमार्ग मंत्रालय
Ministry of Road Transport & Highways
भारत सरकार/Govt. of India

मोहम्मद खालिद/MOHD. KHALID

जिला मजिस्ट्रेट
बुलन्दशहर

PRODUCED BY AN AUTODESK EDUCATIONAL PRODUCT