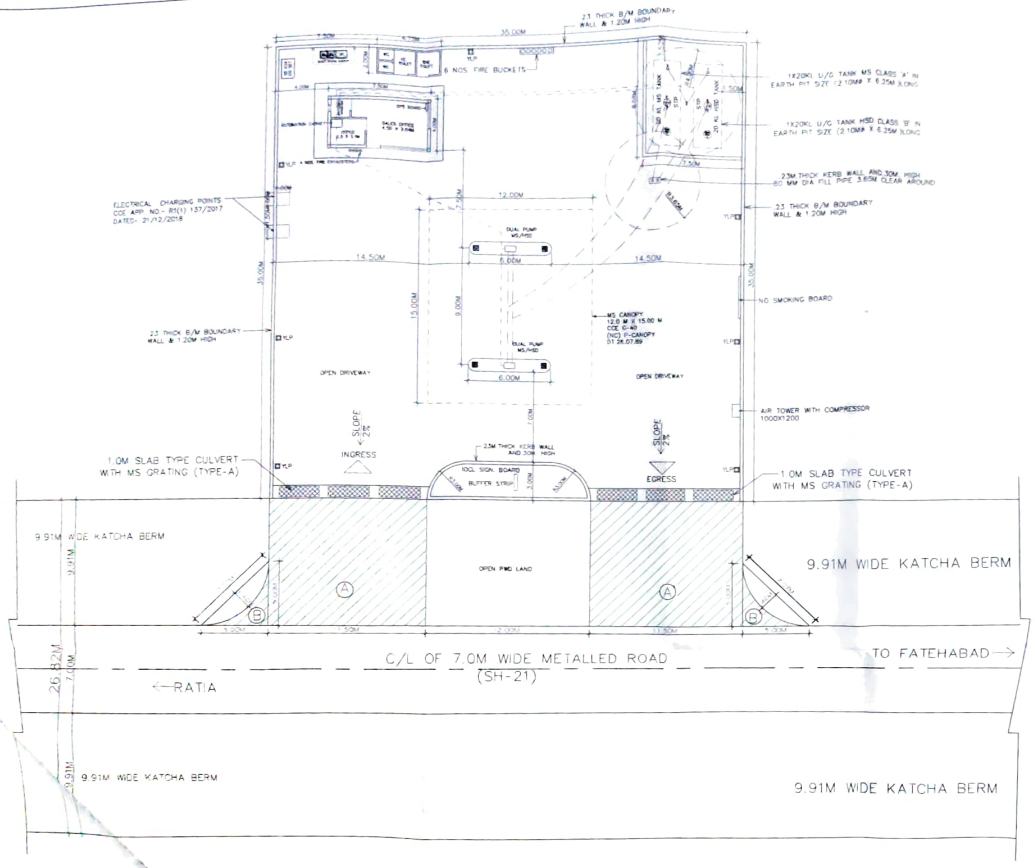

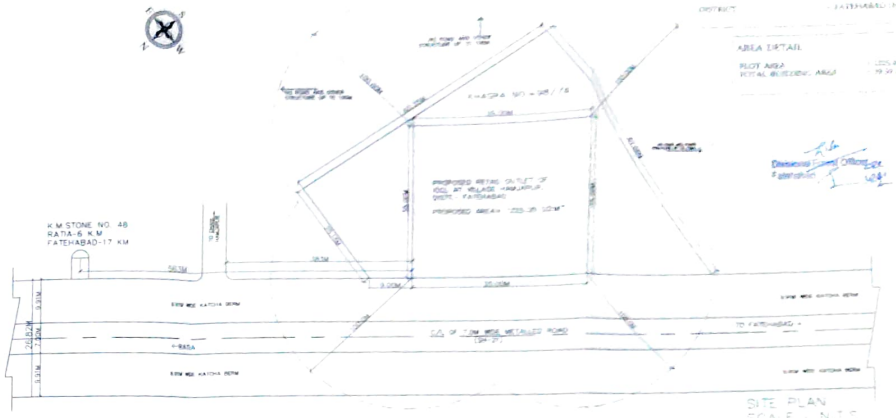

SITE PLAN
SCALE - N.T.S

AREA DETAIL

PLOT AREA	225.00 sq.mt
TOTAL BUILDING AREA	19.20 sq.mt

TANK DATA CHART

TANK	SIZE OF TANK	MS PLATES		NO. OF H.D.E.	VENT PIPE DIA	SLAB TH IN MM	TANKS		PUMPS	
		SHELL	END				MS	HSD	MS	HSD
20KL	2.10M X 6.25M	8mm	8mm	8	40	325	1	1	2	2

APPROCH ROAD AREA

NON FOREST AREA = 1225 SQ.MT. OR 0.01225 HAC

1. AREA = A+A' = 2(11.50 X 9.91) =227.93 sq.mt
2. AREA = B+B' = 2(1/2X 5.00X5.00-2/3X7.07X1.46)
= (25.00-13.76) = 11.24 sq.mt.

TOTAL AREA = 227.93+11.24 = 239.17 sq.mt
= 0.0239 HAC

GENERAL NOTES:-

1. NO ROAD CROSSING WITHIN 30DM ON EITHER SIDES OF THE PLOT
2. NO DRAIN SEWER OR STRUCTURE WITHIN 1M FROM THE UNDER GROUND TANKS.
3. SUCTION,FILL& VENT PIPES UNDER THE DRIVEWAY TO BE HOUSED UNDER PIPE SLEEVE
4. VENT PIPE 40MM DIA AND 4.0M HIGH FROM THE GROUND LEVEL AND 4.00MTR CLEAR ALL ROUND WITHIN THE PLOT FITTED WITH INVERTED 'L' TYPE VENT HOOD COVERED WITH TWO LAYERS OF NON CORROSIBLE METAL WIRE GAUZE OF 11 MESH PER LINEAR CENTIMETER & ITS OPEN ENDS
5. D.P.S. BOARD FIXED ON THE WALL OF ROOM 1.50MTR HIGH FROM ITS FLOOR LEVEL AND SHALL NOT BE KEPT UNDER LOCK AND KEY
6. FILL POINTS ARE KEPT 3.65M CLEAR AROUND
7. "NO SMOKING" SIGN SHALL BE DISPLAYED AT THE PETROL PUMP
8. 04 Nos. 10 KG DCP type fire extinguisher, 01 no. 4.5 kg Co2 type fire extinguisher and 06 Nos. sand buckets, 10 kg each
9. TANK FITTED BY TANK LORRY
10. BOTH THE TANKS NOT BE REPLENISHED AT THE SAME TIME
11. FILL PIPE AND DIP PIPES ARE FITTED WITH LOCKING CAP
12. ALL ELECTRIC FITTING CONFORM TO IS CODE NO. 2148

SPECIFICATIONS

CERTIFIED THAT THE TANK SHALL BE TO FABRICATED AS PER APPROVED SPECIFICATION AS BSI CODE 10978

NOTE

1. CERTIFIED THAT THIS IS A NEW RETAIL OUTLET & NOT RESITEMENT CASE
2. CERTIFIED THAT NO COURT CASE PENDING IN ANY COUR" OF INDIA AGAINST THIS SITE\DEALERSHIP
3. CERTIFIED THAT ALL THE CLEARANCES\APPROVALS FROM MOP\R\C AND OTHER RELEVANT GOVT DEPTT SHALL BE OBTAINED
4. CERTIFIED THAT M.S. CANOPY OF MEASURING 12.0 M X 15.00 M SHALL CONFIRM TO SOUND ENGG SPEC. AND THERE IS NO CHANCE OF ITS EVER CAVING IN UNDER NORMAL CIRCUMSTANCES STEEL CANOPY APPROVAL NO. CCE G-40(NC) P-CANOPY 07.28.07.89

4. CERTIFIED THAT ALL FACILITIES AS SHOWN IN THE DRAWING ARE INSTALLED \ PROVIDED AT ABOVE R/O

DATE	REV. NO.	BRIEF DESCRIPTION OF REVISIONS MADE	CHECKED
30.05.2021	REV-1	NEW PROPOSAL	
	REV-2		
	REV-3		

TITLE : PROPOSED RETAIL OUTLET MS/HSD FUELS.

NAME OF RETAIL OUTLET

SUBJECT
PROPOSED SITE AND LAYOUT PLAN FOR RETAIL OUTLET OF IOCL AT VILLAGE HANJAPUR ON RATIA - FATEHABAD ROAD, ON KM 48.580 IN RATIA TEHSIL & DISTT - FATEHABAD (HRY)

DRAWN BY : SANDEEP

DRAWING No. ENGG/HOO/1005

EXPLO. LIC NO. NEW

ROAD NAME ON RATIA - FATEHABAD (SH-21)

SCALE : AS SHOWN

PREPARED BY: M/s BRK Group of Engineers

M/s BRK GROUP OF ENGINEERS HISAR

CHECKED BY

Engg. Officer HOO

APPROVED BY:

Chief Divisional Head/ Sales Manager HOO

DETAILS SECTION AND ELEVATION OF R/O

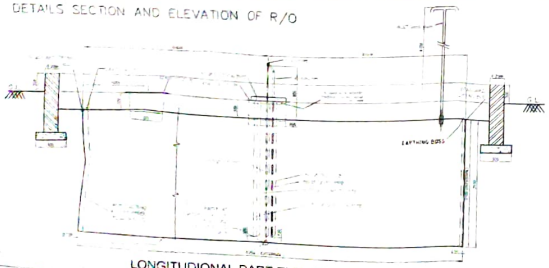

LONGITUDINAL PART ELEVATION PART SECTION

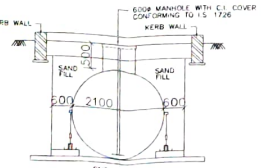

END SECTION

SPECIFICATIONS FOR TANKS:-

1. CCE, NAGPUR APPROVED IN PRINCIPLE THE ARRENGEMENT FOR AUTOMATION SYSTEM FOR R/O VIDE THEIR LETTER NO P-6(3)68 DATED 26.12.05 WITH 3RD PIRTY INSPECTION/SUPPERVISION/SERTIFICATION.
2. CCE, NAGPUR ACCORED APPROVALFOR STP OF MODEL P-150-53-3T VIDE THEIR LETTER NO:-R-1(1)36/SUMD/679 DATED 01.04.2011 EXTENDED UP TO 27.10.2014.

LEGEND USED

1	TAG/THERMAL READER	△
2	DENCITY METER	○
3	PROBE	⌂
4	HECTRONIC GAUGE	▭
5	FCC	▭
6	BOSS	⊠
7	LVC SECSER CABLE UNDER TRENCHES	—

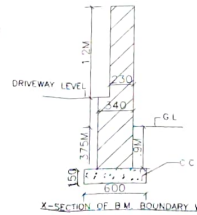

X-SECTION OF B.M. BOUNDARY WALL

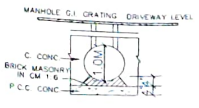

1.0M DIA DETAIL OF DRAINAGE RAIN WATER PIPE

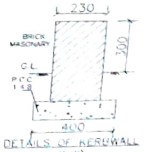

DETAILS OF KERBWALL
(A.W)