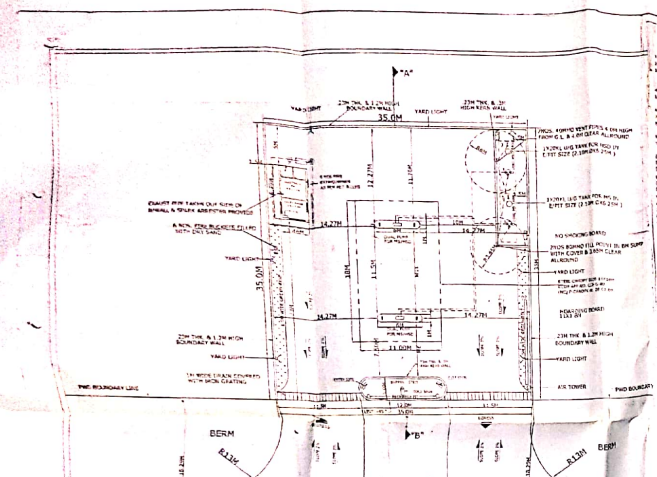

LAYOUT PLAN OF K.S.K.
SCALE:-1:200
TOTAL PLOT AREA-1225 SQ. M.(1465.08 SQ. YARD)

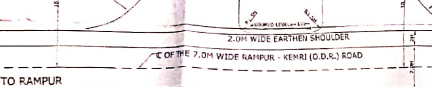

CROSS SECTION AT "AB"

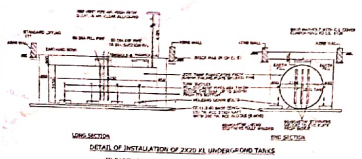

LONG SECTION
DETAIL OF INSTALLATION OF 2X20 KL UNDERGROUND TANKS IN EARTH PIT(SIZE 2.3M Ø X 6.25M LONG)

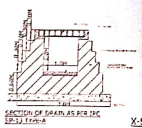

SECTION OF DRAIN AS PER IRC SP:13 Fig-8

X-SECTION OF KERB WALL

X-SECTION OF B.M. BOUNDARY WALL

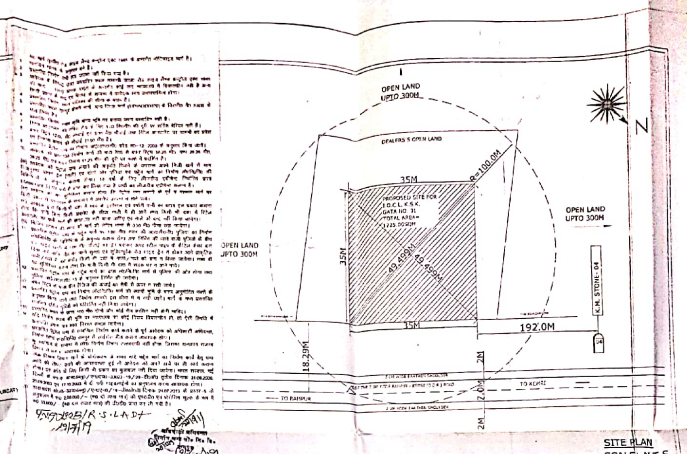

SITE PLAN
SCALE:-N.T.S.

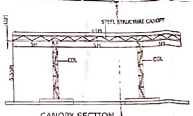

CANOPY SECTION

FRONT ELEVATION FROM SALES RM.

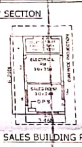

SALES BUILDING PLAN

SPECIFICATION NOTES:-1

1. CERTIFIED THAT NO OTHER STRUCTURE WILL BE ERECTED NOR ANY OTHER SERVICE ARRANGED OVER THAT DEMARCATED WITH RED WILL PASS WITHOUT THE PREMISES WITHOUT PRIOR NOC.
2. CERTIFIED THAT THERE IS NO OVERHANG WITHIN 50M BETWEEN
3. CERTIFIED THAT THERE IS NO OBJECTION FROM ROAD SAFETY OF THE ROAD.
4. CERTIFIED THAT NO OTHER PETROL PUMP EXISTS WITHIN THE DISTANCE OF 300M ON EITHER SIDE OF THE ROAD.
5. WE HAVE ALL CONDITIONS LAID DOWN BY THE COURT OF INDIA AND IRC FROM TIME TO TIME IN REGARD TO THE LOCATION OF ROAD SIDE FUEL FILLING SUM SERVICE STATION SHALL BE COMPLIED WITH & FURTHER COMMUNICATION WILL BE ON REDEMPTION LAND.
6. NO DRAIN, SEWAGE OR STRUCTURE WE HAVE SUM THERE UNDER GROUND TANKS.
7. SUCTION PIPES UNDER GROUND HOUSED IN PIPE SLEEVES.
8. SUCTION FITTINGS CONSIST OF 50 DIA CODE NO. 2148 FOR EXPANDING PIPE BELT.
9. SUM COATED TO THRD 1.5M HIGH FROM FLOOR LEVEL AND WITH SUMP COVER LOCK AND KEY.
10. ALARMS WITH PIPES ARE HIGH FROM GROUND LEVEL AND ARE ALSO FITTED THE SUM & NECESSARY PIPE CONNECTED WITH FOG HORNS OF 40MM CONNECTED METAL ARMS CALLED OF THESE ARE LINKED.
11. SUMP FILL PIPES TO BE PROVIDED TAGH CLEAR ALL ROUND
12. FIRE FIGHTING EQUIPMENT :-
13. CERTIFIED THAT ALL OF FIRE EXTINGUISHERS OF CAPACITY 9KG EACH FOR PETROLEUM TYPE, PROPER SYSTEM AND INSTRUMENTS OF CAPACITY OF 180 EACH FOR FIGHTING ELECTRICAL TYPE AND SAND OR FIRE BUCKETS FILLED WITH DRY SAND SHALL BE PROVIDED AT THE PETROL PUMP.
14. CERTIFIED THAT THERE WILL NOT BE ANY HINDRANCES FROM OVER HEAD WIRES.
15. CERTIFIED THAT ALL FIRE FIGHTING WATER WILL NOT BE TENDERED OFF ON PUBLIC LAND.
16. CERTIFIED THAT ALL THE CONDITIONS OF OCC 19/3/2003 SHALL BE COMPLIED WITH.

PROCESS NOTES :-

1. CERTIFIED THAT THIS PCS & MS RETAIL OUTLET (RTO)
2. CERTIFIED THAT NO COURT CASE IS PENDING IN ANY COURT OF INDIA AGAINST THIS RETAIL OUTLET.
3. CERTIFIED THAT ALL THE CLEARANCES/APPROVALS FROM MOHPNG AND OTHER RELEVANT DEPTT. SHALL BE OBTAINED.
4. CERTIFIED THAT ALL TECHNICAL AS SET DOWN IN T.E. DRAWING S WILL BE INSTALLED/FURNISHED AT ABOVE NO.
5. RETAIL OUTLET APPROVAL NO. IOCL G-MD (NO) INCEANDIV dt. 26/3/85.

SPECIFICATIONS FOR TANKS :

1. NO TANK OF 20KL CAPACITY FABRICATED AS PER DRG. APPROVED BY IOC VIDE LETTER NO. P-4(3) 31 DATED 23.01.2007.

LOI NO. : N/2018/1900196-U.P. /00006/1502/00304 DATED :- 12.01.2019
NAME OF LOI HOLDER:- SH. ANIL KUMAR S/O SH. RAM DWAROOP
LOCATION : BHAMRALA RAMPUR TYPE OF RO :- A SITE KSK

REV. NO.	DESCRIPTION	DATE	REV. BY	APR. BY

INDIAN OIL CORPORATION LTD.
(MARKETING DIVISION)
BAREILLY DIVISIONAL OFFICE

PROJECT:- PROPOSED K.SAN SEVA KENDRA AT VILL-BHAMRALA, ON RAMPUR - KEMRI ROAD , DISTT - RAMPUR (U.P.)

TITLE:- SITE & LAYOUT PLAN OF RETAIL OUTLET

DRAWN BY:- GHSM | DRG. NO. :- KSK/SDO/BHAMRALA
SCALE:- AS SHOWN | DATE:- 19.01.2019
CHKD BY:- | CHKD BY:-
RECOMD BY:-
CONSULTANT:- M/S ASHOK KUMAR & ASSOCIATES, NEW DELHI, PH. 011-45507 / 45508

SITE INFORMATION

DATA NO.	31
VILLAGE	BHAMRALA
ROAD	O.D.R. ROAD
TEHSIL	RAMPUR SADAR
DISTT.	RAMPUR
STATE	U.P.
POLICE STATION	CIVIL LINES
RAILWAY STATION	RAMPUR
PINCODE	244901

PUMP SCHEDULE :-

PRODUCT	NO.OF PUMP	NO.OF NOZZLE
MS	2	2
HSD	2	2

TANK SCHEDULE :-

TANK NO.	PRODUCT	CAPACITY
1	MS	20KL
2	HSD	20KL

कुमार विनायक
सीनियर मैनेजर (सिविल)
बिनायक ऑयल कार्पोरेशन लिमिटेड (एम.डी.)
मंगलम ग्रुप कार्यालय
20-ए, निकोल एन्क्लेव, कनाट प्लेस मार्ग,
नयी-110001 (दिल्ली)

प्रादेशिक प्रबंधक
प्रभागीय विपणन कार्यालय
बरेली

(74)

Scanned with CamScanner