PRODUCED BY AN AUTODESK EDUCATIONAL PRODUCT

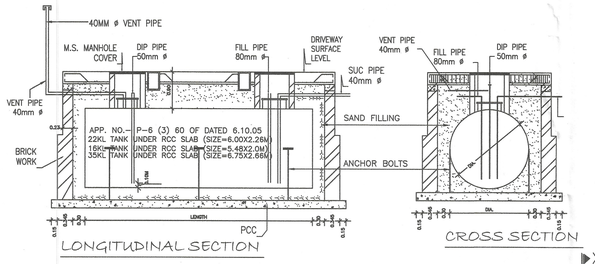

LONGITUDINAL SECTION

CROSS SECTION

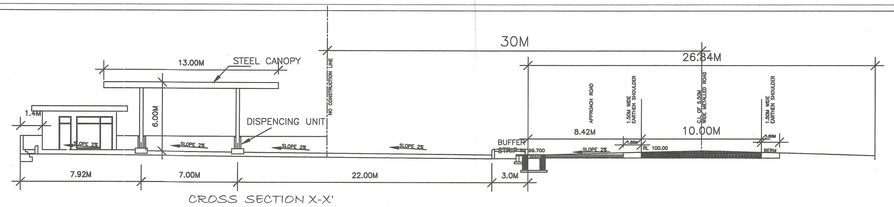

CROSS SECTION X-X'

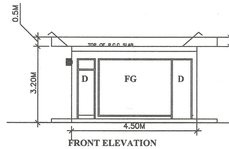

FRONT ELEVATION

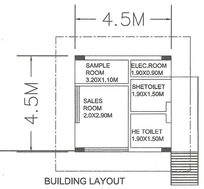

BUILDING LAYOUT

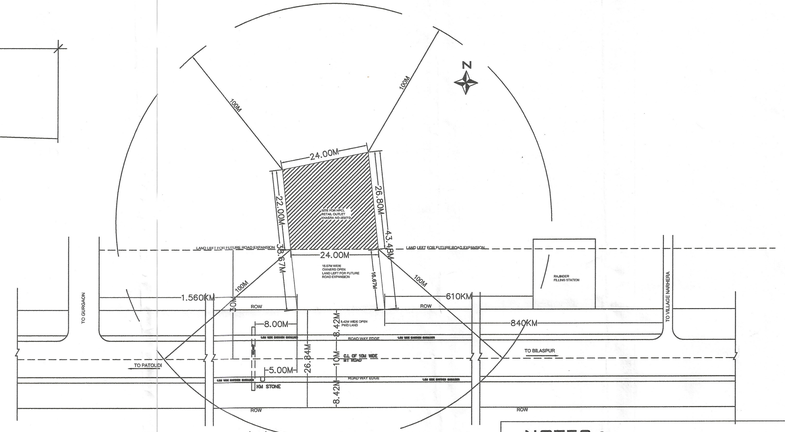

LOCATION PLAN

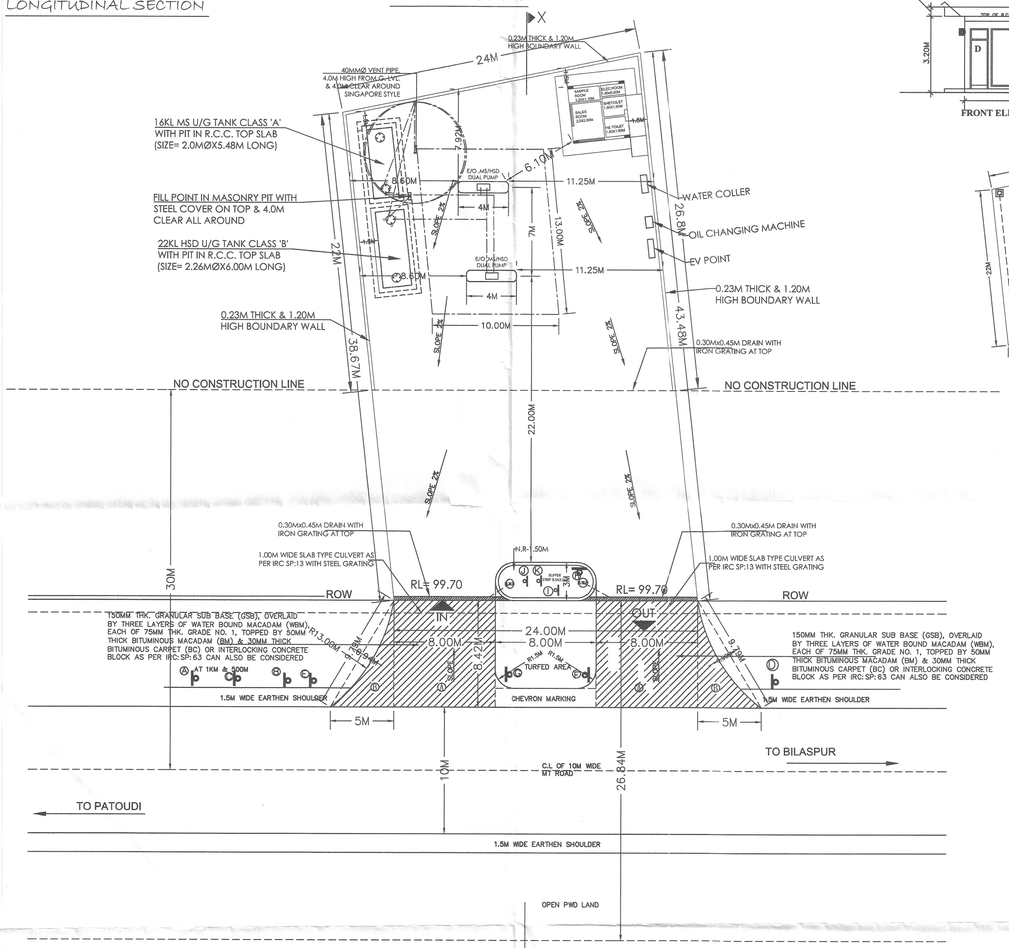

LAYOUT PLAN
SCALE–1: 300

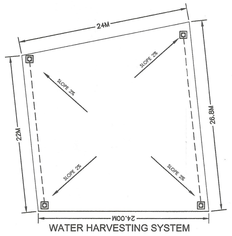

WATER HARVESTING SYSTEM

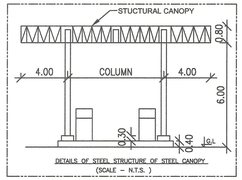

DETAILS OF STEEL STRUCTURE OF STEEL CANOPY
(SCALE – N.T.S.)

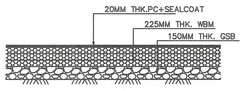

X-SECTION OF APPROACH ROAD
SCALE 1:30

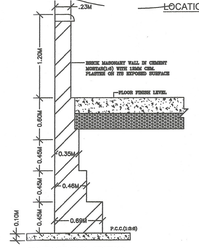

BOUNDARY WALL SECTION

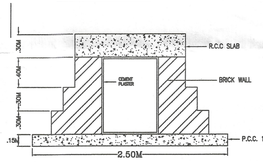

CULVERT SECTION DETAIL

(A) –Fuel Station Ahead at 1km & 500m		(E) –No Entry	
(B) –Fuel Station		(G) –Compulsory Direction	Control
(C) –Fuel Station Ahead		(H) –No Right Turn	
(D) –Give Way		(I) –Fuel Station Board	
(E) –One way		(J) –Toilet	
		(K) –Drinking Water	

NOTES :-

1. ALL DIMENSION IN METERS.
2. V = VENT PIPES 4 METERS HIGH AND END CONERED WITH 2 LAYERS OF BRASS WIRE GAUGE 11 MESH PER LINER CENTIMETER.
3. F = FILL POINTS FITTED WITH CAMLOCK COUPLING AND AIR TIGHT THREADED BRASS CAP FOR DECANTING FROM TANK LORRY.
4. D = DIP PIPE WITH CAP ASSEMBLY.
5. ALL ELECTRICAL FITTING AREA FLAME PROOF CONFORMING TO I.S. :-2148.
6. ALL DOORS OF BUILDING TO BE OPENED OUTWARDLY.
7. NO SEWER OR SURFACE DRAIN WITH IN 6 METER OF THE U/G. TANK & D/U.
8. PERMISES TO BE USED FOR ONLY STORAGE OF PETROLEUM PRODUCTS.
9. TANKS AREA PAINTED WITH TWO LAYERS OF HOT BITUMEN OVER TWO COATS OF RED LEAD PRIMER TO PROTECT AGAINST CORRSION.
10. FEBRICATION DESIGN OF UNDER GROUND STORAGE TANK AREA CONFORMING TO I.S. :-10987:1992 AS PER C.C.O.E. NAGPUR ORDER NO. P8(3)60 DATED:- 06.10.2005
11. S.B. SAND BUCKET 10NOs. AS PER EXPLOSIVES RULES.
12. F.E. FIRE EXTINGUISHER 10NOs. AS PER EXPLOSIVES RULES.
13. TANK SHOULD BE GINEN HYDROLIC PRESSURE TEST PRIOR TOINSTALLATION AND BEFORE ANY PROTECTIVE COATING AS APPLIED. THE TEST SHOULD BE MAINTIONED AT A CONTROLED PRESSURE OF 0.36KG./SQ.CN. FOR 2 HOURS.
14. DIP ROD SUPPLIED WITH THE TANK FOR THIS TYPE OF INSTALLATION SHOULD BE 3280 LONG INSTEDS OF STANDARD 2350 MM.
15. FABRICATION THICKNESS OF SHELL PLATES AND END PLATES OF TANKS.
    35KL.- SHELL - 6MM. 22KL/16KL.- SHELL - 6MM.
    END - 8MM. END - 8MM.
16. TANKS CONFORMS TO 124,125 & 131 OF THE PETROLEUM-2002
17. ALL LIGHT POLES AREA FITTED AS PER APPROVAL OF C.C.E. NAGPUR VIDE LETTER NO. PL-111(MB) DATED :-26.11.1963
18. NATURAL DOWN SLOPE FROM THE EDGE OF METALLED ROAD TO CULVERT ON APPROACHES WALL BE MAINTAINED FREE FLOW OF WATER TOWARD'S DRAIN.
19. EV = EXTENDED VENT POINTS, EF = EXTENDED FILL POINTS.
20. NO ELECTRICAL LINE IS PASSING OVER THE RO PRMISES.

AREA DETAIL	
TOTAL PLOT AREA	582.818 SQM.
TOTAL BUILDING AREA	20.25 SQM.
TOTAL CANOPY AREA	130.00 SQM.

S.No.	DATE	BRIEFRECORS REVISION	INITIAL

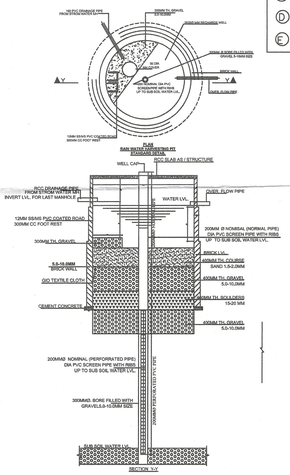

S. NO.	CLASS "A"	CLASS "B"
NO. OF PUMP	2	2
NO. OF NOZZAL	2	2

CONST. DETAIL OF U/G TANK.

PRODUCT	CAPACITY	NO. OF TANK	L	D	PL1	PL2
MS	16KL	1	5.48M	2.0M	6MM	8MM
HSD	22KL	1	6.00M	2.26M	6MM	8MM

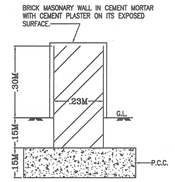

CURVE WALL DETAIL

SITE INFORMATION:-	
VILLAGE/PLACE	PATAUDI
KHEWAT NO.	758/755-756
KHATAUNI NO.	778
KILA NO.	93//7/2
RAILWAY STATION	PATAUDI
POLICE STATION	PATAUDI
TEHSIL	PATAUDI
DISTRICT	GURUGRAM
STATE	HARYANA
ROAD	BILASPUR- PATAUDI ROAD

AREA UNDER APPROACH:-
2xA=2x8x8.42=134.72 SQM
2xB=2(1/2x5x8.42-2/3x9.79x0.94)=29.82 SQM
TOTAL AREA A+B=164.54 SQM
0.0164 HACT

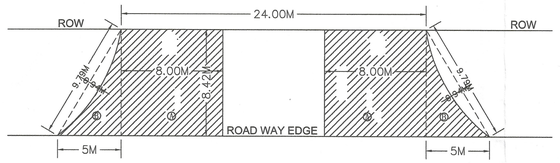

HINDUSTAN PETROLEUM CORPORATION LTD.
GURGAON REGIONAL OFFICE

PROPOSED SITE AND LAYOUT PLAN FOR HPCL RETAIL OUTLET ON BILASPUR TO PATAUDI ROAD AT KM STONE NO 79 AT - PATAUDI WML ,TEHSIL-PATAUDI, DISTRICT-GURUGRAM STATE (HARYANA).

सोनिल-खरे
Sonil Khare
वरिष्ठ क्षेत्रीय विक्रय प्रबंधक
Sr. Area Sales Manager
हिन्दुस्तान पेट्रोलियम कार्पोरेशन लिमिटेड
Hindustan Petroleum Corporation Limited
गुरुग्राम-2 सेल्स एरिया गुरुग्राम (हरियाणा)
Gurugram-2 Sales Area Gurugram (Haryana)

SIGNATURE/STAMP OF THE AUTHORISED OIL COMPANY OFFICER

LIC. NO.= NEW PROPOSAL

DRAWN BY:- KDC GROUP
KAUSHIK DESIGNER CONSULTANCY GROUP
HOUSE NO-592 SECTOR 4A
CONTACT NO-9416592025

DRG.NO.=R-1/001 DATED: 10.12.2020

DRAWN BY- SRAHIM

PRODUCED BY AN AUTODESK EDUCATIONAL PRODUCT
PRODUCED BY AN AUTODESK EDUCATIONAL PRODUCT
PRODUCED BY AN AUTODESK EDUCATIONAL PRODUCT