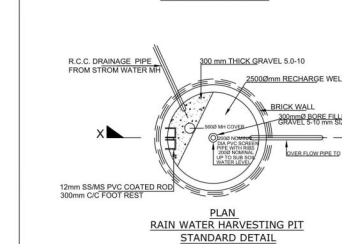
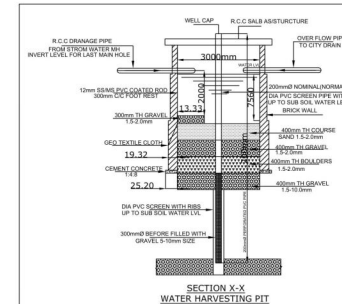
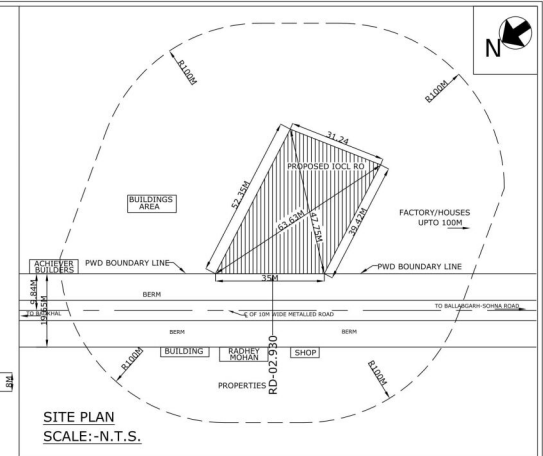
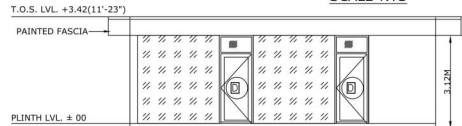
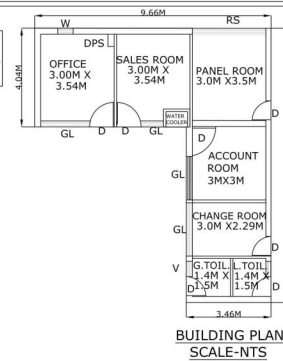


**AREA CHART:-**  
 PROPOSED RO. AREA-1426 SQ. M.  
 PROPOSED BUILDING AREA-73.8 SQ. M.  
 PROPOSED CANOPY AREA-264 SQ. M.



- SPECIFICATION NOTES:-**
1. CERTIFIED THAT NO OTHER STRUCTURE WILL BE ERECTED NOR ANY OTHER SERVICE RENDERED EXCEPT THAT CONNECTED WITH PETROL PUMP WITHOUT THE PRIOR APPROVAL OF P.W.D.
  2. CERTIFIED THAT THERE IS A CROSSING WITHIN 100M BETWEEN THE TANGENT POINTS OF THE CURVES OF SIDE ROAD AND THAT OF THE FUEL-FILLING CUM SERVICE STATION.
  3. CERTIFIED THAT THERE IS NO OBSTRUCTION FROM ROAD POINT OF VIEW FOR THE INSTALLATION OF THIS PUMP. THE PROPOSAL WILL NOT AFFECT THE FUTURE IMPROVEMENT OF THE ROAD.
  4. CERTIFIED THAT NO OTHER PETROL PUMP EXISTS WITHIN THE DISTANCE OF 300M ON EITHER SIDE OF THE PLOT.
  5. CERTIFIED THAT ALL CONDITIONS LAID DOWN BY THE GOVT. OF INDIA AND IRC FROM TIME TO TIME WITH REGARD TO THE LOCATION OF ROAD SIDE FUEL-FILLING CUM SERVICE STATIONS SHALL BE COMPLIED WITH & ENTIRE CONSTRUCTION WILL BE ON CORPORATION LAND.
  6. NO DRAIN, SEWER OR STRUCTURE WITHIN 1.5M FROM UNDER GROUND TANKS.
  7. SUCTION PIPES, UNDER DRIVEWAY HOUSED IN PIPE SLEEVES.
  8. ELECTRIC FITTINGS CONFORM TO IS CODE NO- 2148 FOR DISPENSING PUMP ONLY.
  9. DPS BOARD IS FIXED 1.5M HIGH FROM FLOOR LEVEL AND WILL NOT BE KEPT UNDER LOCK AND KEY.
  10. 80MM VENT PIPES, 1.5M HIGH FROM ROOF LEVEL AND 4M CLEAR ALL AROUND. THE OPEN END OF VENT PIPE COVERED WITH TWO LAYERS OF NONE CORRODIBLE METAL WIRE GAUGE OF 1.1MM PER LINER CM.
  11. 80MM VENT PIPES, TO BE PROVIDED 4.0M CLEAR ALL AROUND.
  12. FIRE FIGHTING EQUIPMENT:- 6 NOS. 10MM TYPE FIRE EXTINGUISHERS OF CAPACITY 9KG EACH FOR PETROLEUM FIRE, 2 NOS. CO2 TYPE FIRE EXTINGUISHERS OF CAPACITY 3KG EACH FOR FIGHTING ELECTRICAL FIRE AND 6 NOS. OF FIRE BUCKETS FILLED WITH DRY SAND SHALL BE PROVIDED AT THE PETROL PUMP.
  13. CERTIFIED THAT THERE WILL NOT BE ANY HINDRANCES FROM OVER HEAD HT LINES.
  14. CERTIFIED THAT THE SURPLUS WATER WILL NOT BE DISPOSED OFF ON P.W.D LAND.
  15. CERTIFIED THAT ALL THE CONDITIONS OF IRC-1983/2003 SHALL BE COMPLIED WITH.
- IMPORTANT NOTES:-**
1. CERTIFIED THAT THIS IS A NEW RETAIL OUTLET.
  2. CERTIFIED THAT NO COURT CASE IS PENDING IN ANY COURT OF INDIA AGAINST THIS SITE/DEALERSHIP.
  3. CERTIFIED THAT ALL THE CLEARANCES/APPROVALS FROM MCP/IRC AND OTHER RELEVANT GOVT. DEPT. SHALL BE OBTAINED.
  4. CERTIFIED THAT ALL FACILITIES AS SHOWN IN THE DRAWING SHALL BE INSTALLED/PROVIDED AT ABOVE R/O.
  5. STEEL CANOPY APPROVAL NO. CCE G-40 (NC) P-CANOPY DT. 26.07.89.
- SPECIFICATIONS FOR TANKS:-**
1. MS TANK OF 20KL CAPACITY FABRICATED AS PER DRG. APPROVED BY CCE S.T.P DETAIL NO. P-6(3) 51 DATED 23.01.2007.
- S.T.P DETAILS:-** S.T.P CODE APPROVAL NO. R(11)136/SUMO/679 DATED 01.04.2010

REV.NO.	DESCRIPTION	DATE	REV.BY	APP.BY
1	INDIAN OIL			

**INDIAN OIL CORPORATION LIMITED**  
 (MARKETING DIVISION)  
 GURGAON DIVISIONAL OFFICE

**PROJECT:-** PROPOSED RETAIL OUTLET ON FARIDABAD CITY 2 (WML & NOT ON NH) AT VILLAGE-BHANKRI, TALUKA-BADKHAL, DISTT-FARIDABAD STATE-HARYANA.

**TITLE:-** SITE & LAYOUT PLAN

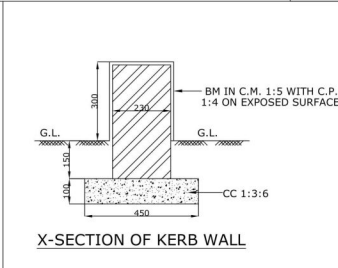
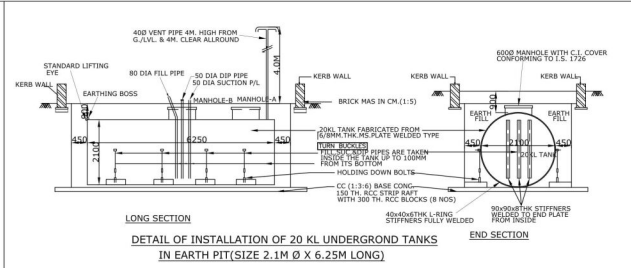
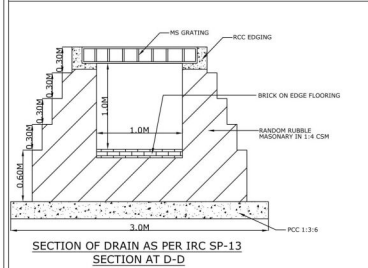
**DRAWN:-** JAY **DRG. NO:-** SA/GDO/NRO FARIDABAD CITY-2 (PWD)

**CHKD:-** DATE:- 11-01-2020

**APPRD:-** SCALE:- 1:200

**SALES OFFICER** CH.MANAGER-ENG. **DGM (R.S)**

**CH.MANAGER- RETAIL SALES** **PREPARED BY:** BHAGLA ASSOCIATES



**TANK SCHEDULE :-**

TANK NO.	PRODUCT	CAPACITY
1	MS	20KL
2	HSD	20KL
3	HSD	20KL

**PUMP SCHEDULE :-**

PRODUCT	NO. OF PUMP	NO. OF NOZZLE
MS	1	4
HSD	2	4

**SITE INFORMATION**

VILLAGE	BHANKRI
KHASRA NO.	243/2/1
POLICE STATION	DABUA COLONY
RAILWAY STATION	FARIDABAD
TALUKA	BADKHAL
DISTRICT	FARIDABAD
STATE	HARYANA
PIN CODE	121001