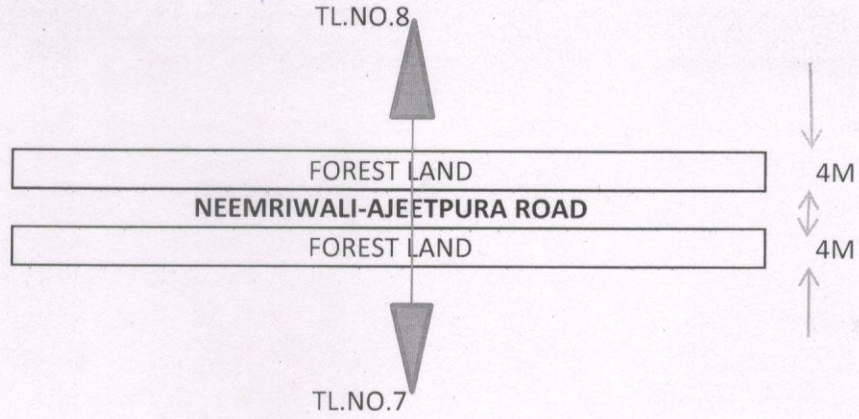



IN BHIWANI DISTRICT  
CROSSING BETWEEN:-TOWER NO.7-TOWER NO.8



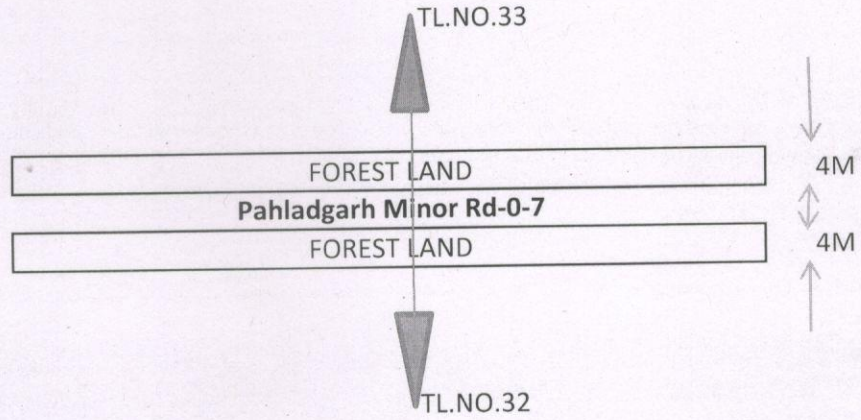
SIDE	Length in mtr.	Width in mtr.	Area Sq. mtr.	Area in Hac.
LEFT	4	35	140	0.014
RIGHT	4	35	140	0.014
TOTAL			280	0.028

PLACE-.....

DATE-.....

  
SDO Const S/Divn  
HVPNL, Bhiwan

IN BHIWANI DISTRICT  
CROSSING BETWEEN:-TOWER NO.32-TOWER NO.33



SIDE	Length in mtr.	Width in mtr.	Area Sq. mtr.	Area in Hac.
LEFT	4	35	140	0.014
RIGHT	4	35	140	0.014
TOTAL			280	0.028

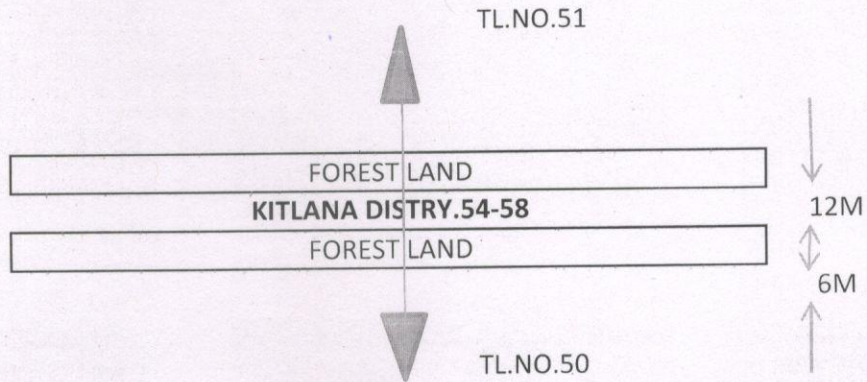
PLACE-.....

DATE-.....

*[Signature]*  
SDO, Bhiwani  
HVPNL, Bhiwani

TEST PROPOSAL  
 ANI (PGCIL) - ISHARV  
 CROSSING BETWEEN:-TOWER NO.50-TOWER NO.-51

IN BHIWANI DISTRICT



SIDE	Length in mtr.	Width in mtr.	Area Sq. mtr.	Area in Hac.
LEFT	12	35	420	0.042
RIGHT	6	35	210	0.021
	TOTAL		630	0.063

PLACE-.....

DATE-.....

*(Signature)*  
 SDO (Civil) S'Diva  
 HVPNL, Bhiwan

REST PROPOSAL  
 ANI (PGCIL) - ISHARV  
 CROSSING BETWEEN:-TOWER NO.53 -TOWER NO.54

IN BHIWANI DISTRICT



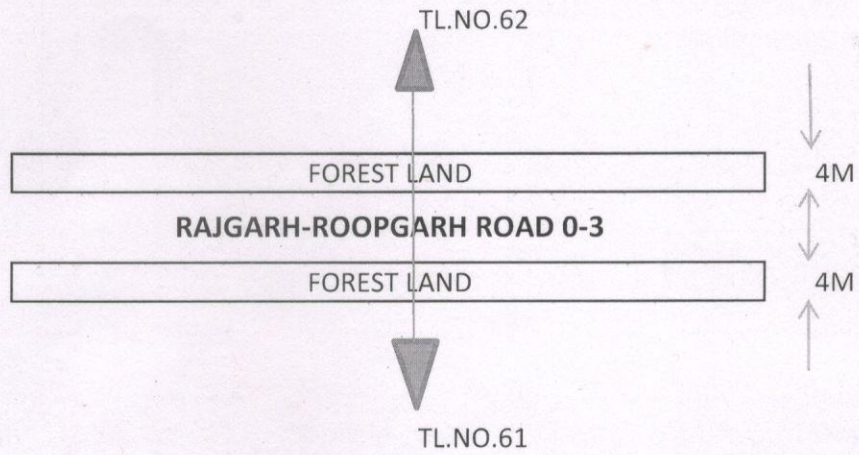
SIDE	Length in mtr.	Width in mtr.	Area Sq. mtr.	Area in Hac.
LEFT	4	35	140	0.014
RIGHT	4	35	140	0.014
	TOTAL		280	0.028

PLACE-.....

DATE-.....

*(Signature)*  
 SDO, Dist. S. Divn  
 HVPNL, Bhiwan

IN BHIWANI DISTRIC  
CROSSING BETWEEN:-TOWER NO.61-TOWER NO.62



SIDE	Length in mtr.	Width in mtr.	Area Sq. mtr.	Area in Hac.
LEFT	4	35	140	0.014
RIGHT	4	35	140	0.014
TOTAL			280	0.028

PLACE-.....

DATE-.....

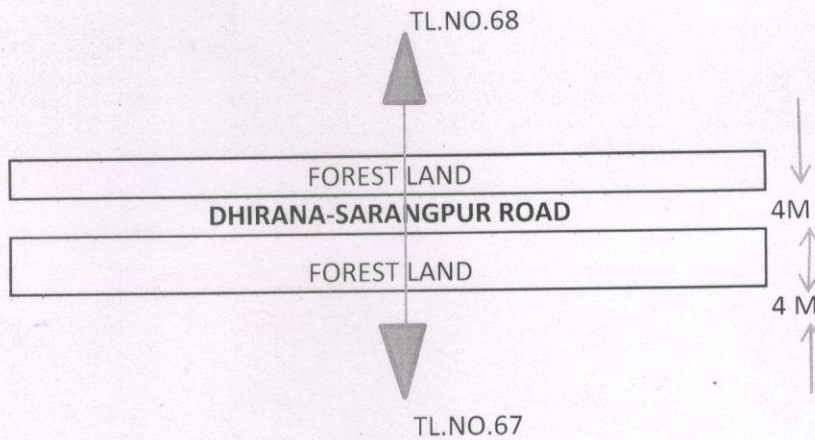
*(Signature)*  
SDO, Distt S. D. Divn  
HVPNL, Bhiwan

TEST PROPOSAL

ANI (PGCIL) - ISHARV

IN BHIWANI DISTRICT


CROSSING BETWEEN:-TOWER NO.67 -TOWER NO.68



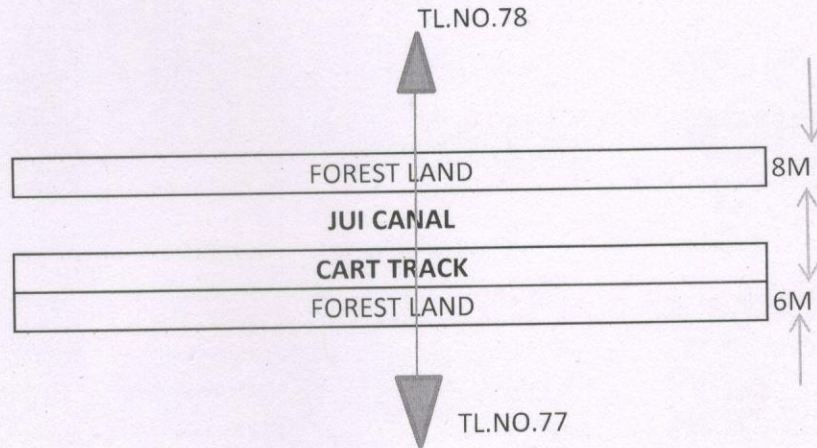
SIDE	Length in mtr.	Width in mtr.	Area Sq. mtr.	Area in Hac.
LEFT	4	35	140	0.014
RIGHT	4	35	140	0.014
TOTAL			280	0.028

PLACE-.....

DATE-.....

  
SDO Const S/Divn  
HVPNL, Bhiwan

IN BHIWANI DISTRICT  
CROSSING BETWEEN:-TOWER NO.77-TOWER NO.78



SIDE	Length in mtr.	Width in mtr.	Area Sq. mtr.	Area in Hac.
LEFT	8	35	280	0.028
RIGHT	6	35	210	0.021
	TOTAL		490	0.049

PLACE-.....

DATE-.....

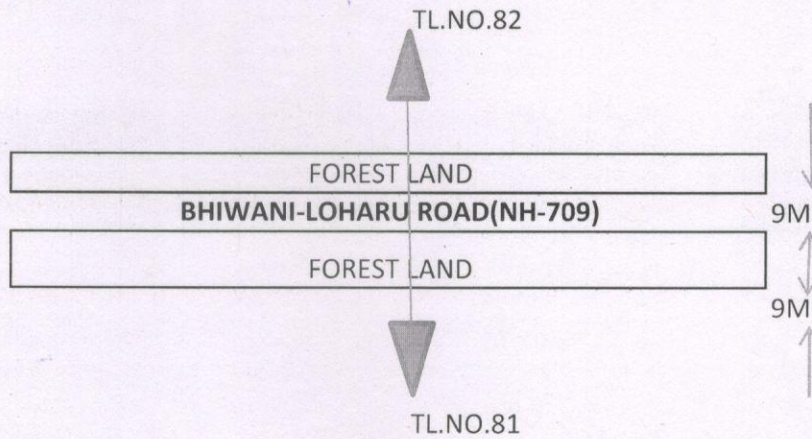
*(Signature)*  
SDO Const S/Diva  
HVPNL, Bhiwac

REST PROPOSAL

ANI (PGCIL) - ISHARV

IN BHIWANI DISTRICT

CROSSING BETWEEN:-TOWER NO.81 -TOWER NO.82



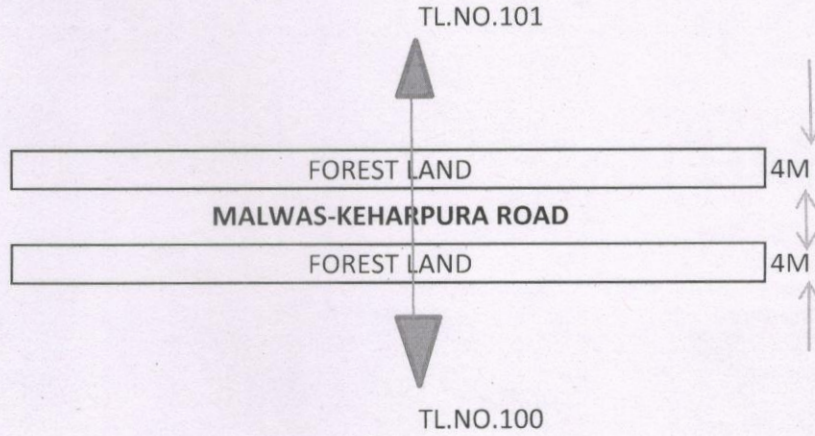
SIDE	Length in mtr.	Width in mtr.	Area Sq. mtr.	Area in Hac.
LEFT	9	35	315	0.0315
RIGHT	9	35	315	0.0315
	TOTAL		630	0.063

PLACE-.....

DATE-.....

  
SDO (Civil) S/Divn  
HVPNL, Bhiwani


IN BHIWANI DISTRICT  
CROSSING BETWEEN:-TOWER NO.100-TOWER NO.101



SIDE	Length in mtr.	Width in mtr.	Area Sq. mtr.	Area in Hac.
LEFT	4	35	140	0.014
RIGHT	4	35	140	0.014
TOTAL			280	0.028

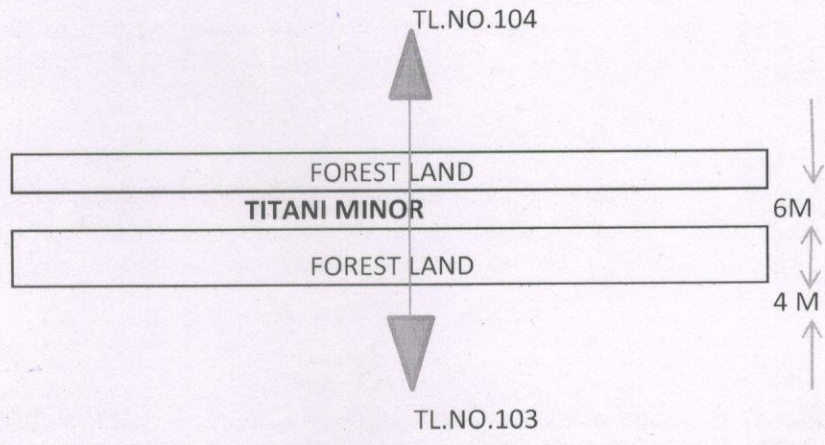
PLACE-.....

DATE-.....

  
SDO Const S/Diva  
HVPNL, Bhiwar

REST PROPOSAL  
 ANI (PGCIL) - ISHARV  
 CROSSING BETWEEN:-TOWER NO.103-TOWER NO.104.

IN BHIWANI DISTRICT



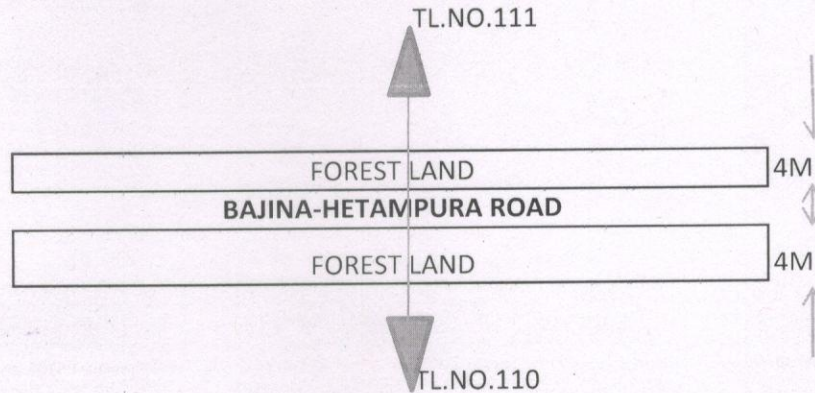
SIDE	Length in mtr.	Width in mtr.	Area Sq. mtr.	Area in Hac.
LEFT	6	35	210	0.021
RIGHT	4	35	140	0.014
TOTAL			350	0.035

PLACE-.....

DATE-.....

*(Signature)*  
 SDO Const S/Divn  
 HVPNL, Bhiwar

FOREST PROPOSAL  
 220 KV D/C BHIWANI (PGCIL) - ISHARWAL LINE  
 IN BHIWANI DISTRICT  
 CROSSING BETWEEN:-TOWER NO.110 -TOWER NO.111



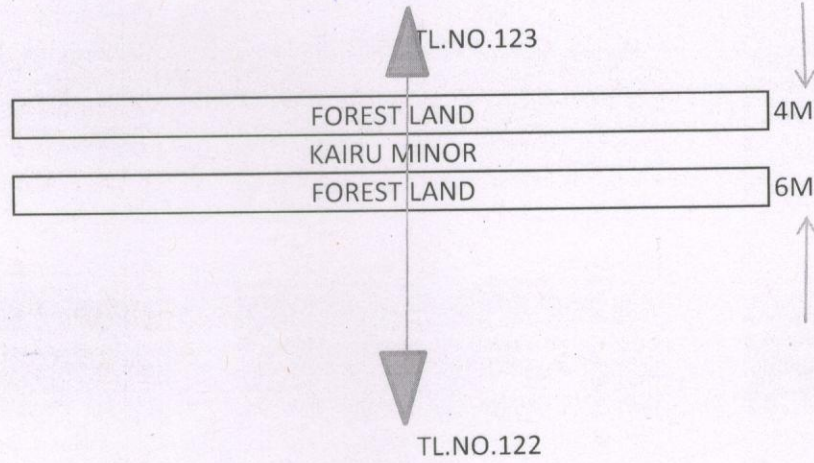
SIDE	Length in mtr.	Width in mtr.	Area Sq. mtr.	Area in Hac.
LEFT	4	35	140	0.014
RIGHT	4	35	140	0.014
TOTAL			280	0.028

PLACE-.....

DATE-.....

SDO Const S'Divn  
 HVPNL. Bhiwar

FOREST PROPOSAL  
 220 KV D/C BHIWANI (PGCIL) - ISHARWAL LINE  
 IN BHIWANI DISTRICT  
 CROSSING BETWEEN:-TOWER NO.122 -TOWER NO.123



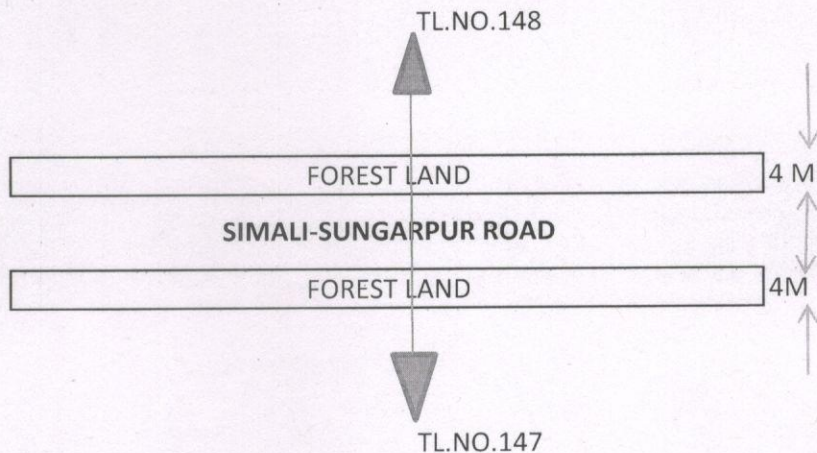
SIDE	Length in mtr.	Width in mtr.	Area Sq. mtr.	Area in Hac.
LEFT	6	35	210	0.021
RIGHT	4	35	140	0.014
TOTAL			350	0.035

PLACE-.....

DATE-.....

  
 SDO Const S/Dira  
 HVPNL, Bhiwar

IN BHIWANI DISTRICT  
CROSSING BETWEEN:-TOWER NO.147-TOWER NO.148



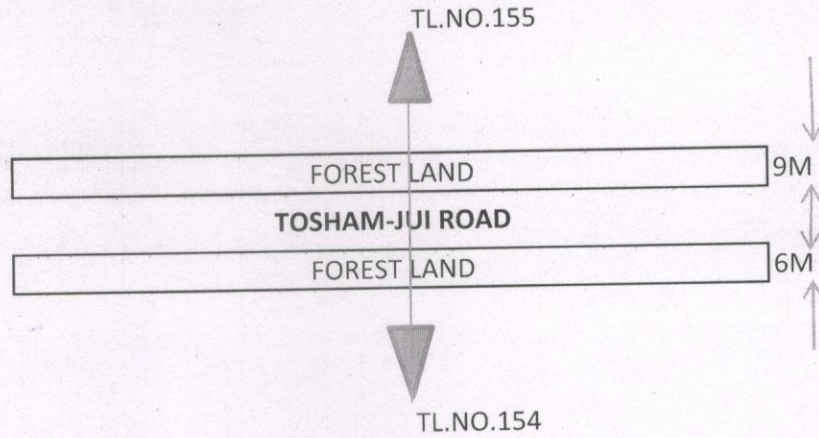
SIDE	Length in mtr.	Width in mtr.	Area Sq. mtr.	Area in Hac.
LEFT	4	35	140	0.014
RIGHT	4	35	140	0.014
TOTAL			280	0.028

PLACE-.....

DATE-.....

*(Signature)*  
SDO Const S/Divn  
HYPNL, Bhiwani


FOREST PROPOSAL  
 220 KV D/C BHIWANI (PGCIL) - ISHARWAL LINE  
 IN BHIWANI DISTRICT  
 CROSSING BETWEEN:-TOWER NO.154 -TOWER NO.155



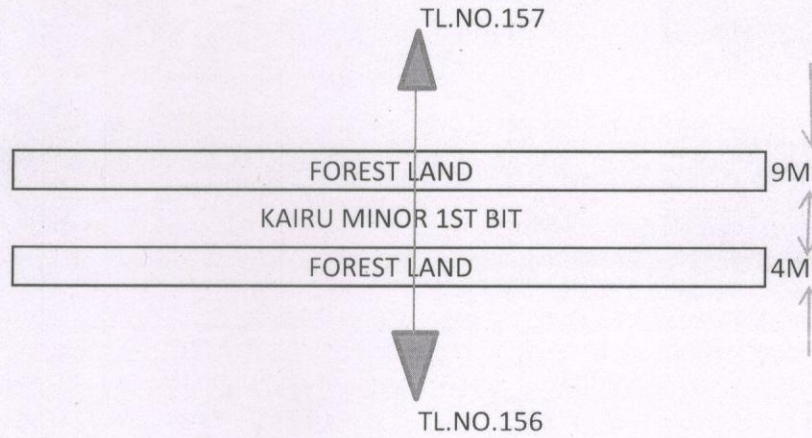
SIDE	Length in mtr.	Width in mtr.	Area Sq. mtr.	Area in Hac.
LEFT	6	35	210	0.021
RIGHT	9	35	315	0.0315
TOTAL			525	0.0525

PLACE-.....

DATE-.....

  
 SDO Const S/Divd  
 HVPNL. Bhiwaa.


IN BHIWANI DISTRICT  
CROSSING BETWEEN:-TOWER NO.156-TOWER NO.157



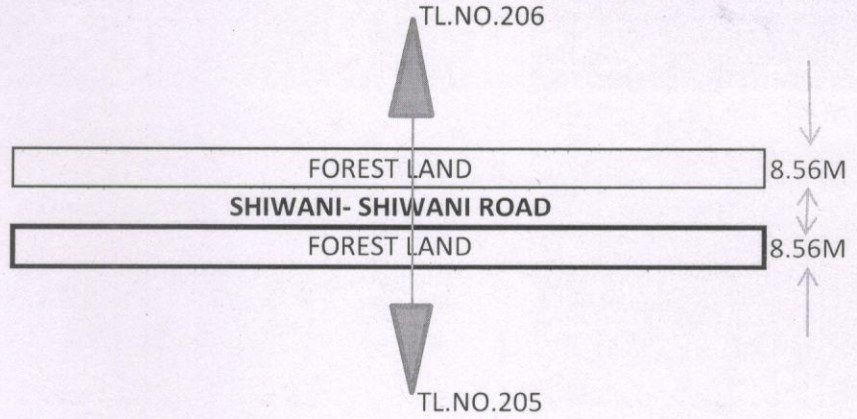
SIDE	Length in mtr.	Width in mtr.	Area Sq. mtr.	Area in Hac.
LEFT	9	35	315	0.0315
RIGHT	4	35	140	0.014
TOTAL			455	0.0455

PLACE-.....

DATE-.....

  
SDO Const S'Divn  
HVPNL, Bhiwar


FOREST PROPOSAL  
 220 KV D/C BHIWANI (PGCIL) - ISHARWAL LINE  
 IN BHIWANI DISTRICT  
 CROSSING BETWEEN:-TOWER NO.205-TOWER NO.-206



SIDE	Length in mtr.	Width in mtr.	Area Sq. mtr.	Area in Hac.
LEFT	8.56	35	299.6	0.02996
RIGHT	8.5	35	297.5	0.02975
TOTAL			597.1	0.05971

PLACE-.....

DATE-.....

  
 SDJ Const S/Div  
 HVPNL, Bhiwani


FOREST PROPOSAL  
 220 KV D/C BHIWANI (PGCIL) - ISHARWAL LINE  
 IN BHIWANI DISTRIC  
 CROSSING BETWEEN:-TOWER NO.212-TOWER NO.213



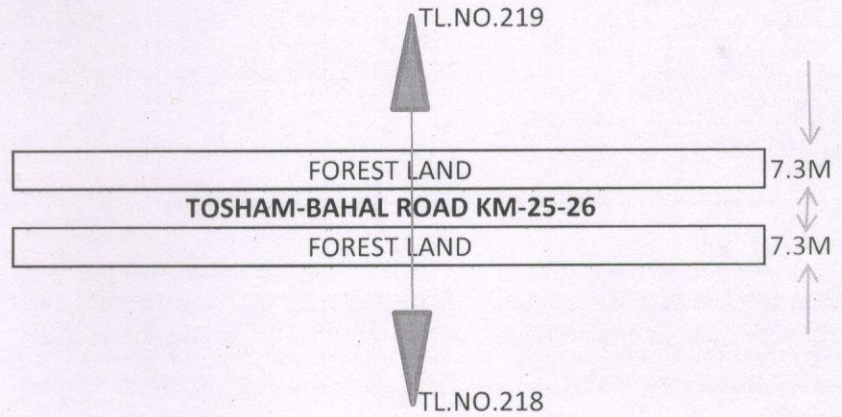
SIDE	Length in mtr.	Width in mtr.	Area Sq. mtr.	Area in Hac.
LEFT	5.67	35	198.45	0.019845
RIGHT	5.67	35	198.45	0.019845
	TOTAL		396.9	0.03969

PLACE-.....

DATE-.....

  
 SDO (Asst S/Divn)  
 HVPNL, Bhiwar


**FOREST PROPOSAL**  
**220 KV D/C BHIWANI (PGCIL) - ISHARWAL LINE**  
**IN BHIWANI DISTRICT**  
**CROSSING BETWEEN:-TOWER NO.218-TOWER NO.219**



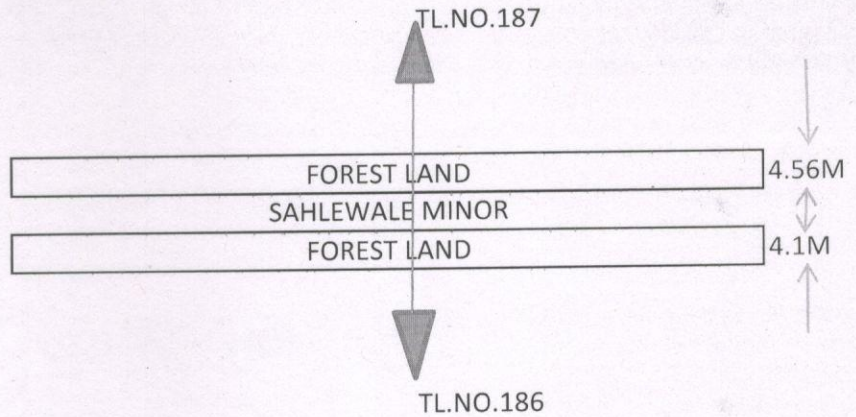
SIDE	Length in mtr.	Width in mtr.	Area Sq. mtr.	Area in Hac.
LEFT	7.3	35	255.5	0.02555
RIGHT	7.3	35	255.5	0.02555
	TOTAL		511	0.0511

PLACE-.....

DATE-.....

  
**SDO Const S/Divn**  
**HVPNL, Bhiwan**


FOREST PROPOSAL  
 220 KV D/C BHIWANI (PGCIL) - ISHARWAL LINE  
 IN BHIWANI DISTRICT  
 CROSSING BETWEEN:-TOWER NO.186-TOWER NO.187



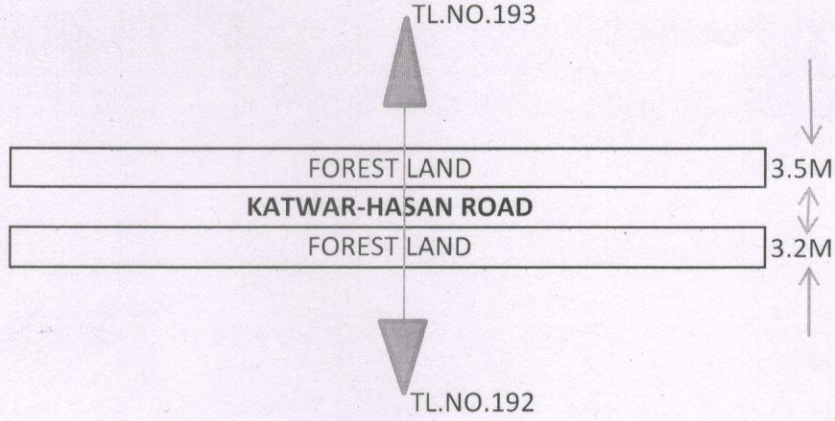
SIDE	Length in mtr.	Width in mtr.	Area Sq. mtr.	Area in Hac.
LEFT	4.56	35	159.6	0.01596
RIGHT	4.1	35	143.5	0.01435
TOTAL			303.1	0.03031

PLACE-.....

DATE-.....

  
 SDU (Asst S/Divn)  
 HVPNL, Bhiwac


FOREST PROPOSAL  
 220 KV D/C BHIWANI (PGCIL) - ISHARWAL LINE  
 IN BHIWANI DISTRICT  
 CROSSING BETWEEN:-TOWER NO.192-TOWER NO.193



SIDE	Length in mtr.	Width in mtr.	Area Sq. mtr.	Area in Hac.
LEFT	3.5	35	122.5	0.01225
RIGHT	3.2	35	112	0.0112
TOTAL			234.5	0.02345

PLACE-.....

DATE-.....

  
 SDO & Dist S/Divn  
 HVPNL, Bhiwani