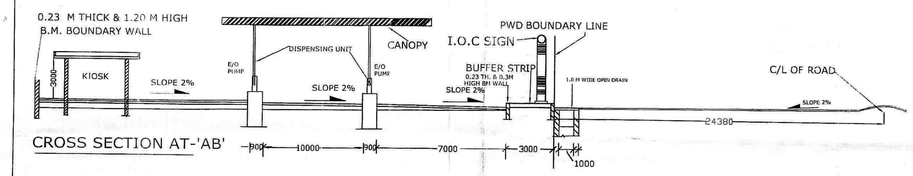

CROSS SECTION AT-'AB'

ITEM	SIZE	PET. CL	CAP.	PROD.
T1	2.10X6.25	CLASS 'A'	20 KL	MS
T2	2.10X6.25	CLASS 'B'	20 KL	HSD
DU1	4000X900	CLASS 'A/B'	DUO	MS/HSD
DU2	6000X900	CLASS A/'B'	DUO	MS/HSD

NOTES:-

1. V= VENT PIPES 4 M HIGH AND 4.0 M CLEAR ALROUND END COVERED WITH 2 LAYERS OF BRASS WIRE GAUGE 11 MESH PER LINEAR CENTIMETRE.
2. F= FILL POINTS FITTED WITH CAM LOCK COUPLE IN AND AIR TIGHT THREADED BRASS CAP FOR DECANTING FROM TANK LORRY.
3. D= DIP PIPES WITH CAP ASSEMBLY.
4. ALL ELECTRICAL FITTINGS ARE FLAME PROOF CONFORMING TO IS :2148.
5. ALL DOORS OF BUILDING TO BE OPENED OUTWARDLY.
6. NO SEWER OR SURFACE DRAIN WITHIN 6 M OF THE U/G TANKS & D/U.
7. PREMISES TO BE USED FOR ONLY STORAGE OF PETROLEUM PRODUCTS.
8. TANKS ARE PAINTED WITH TWO LAYERS OF HOT BITUMEN OVER TWO COATS OF RED LEAD PRIMER TO PROTECT AGAINST CORROSION.
9. FABRICATION DESIGN OF UNDER GROUND STORAGE TANK ARE CONFORMING TO IS: 10987:1992 AS PER C.C.O.E. NAGPUR ORDER NO. G-40 (SC)/P/MISC. 94 DATED 24.02.99.
10. ALL DIMENSIONS ARE IN MM. UNLESS OTHERWISE NOTED.
11. S.R.- SAND BUCKET 10 NO'S AS PER EXPLOSIVE RULES.
12. F.E.- FIRE EXTINGUISHER-10 NO'S AS PER EXPLOSIVEULES.
13. TANK GIVEN HYDROULIC PRESSURE TEST PRIOR TO INSTALLATION AND BEFORE ANY PROTECTIVE COATING AS APPLIED. THE TEST SHOULD BE MENTIONED AT A CONTROLLED PRESSURE OF 0.36 KG/SQ.C.M. FOR 2 HOURS.
14. DIP ROD SUPPLIED WITH THE TANK FOR THIS TYPE OF INSTALLATION SHOULD BE 3280 MM LONG INSTEAD OF STANDARD 2350 MM.
15. FABRICATION THICKNESS OF SHELL PLATES AND END PLATE OF TANKS:
    20 KL SHELL - 6 MM
    END - 8 MM
16. TANKS CONFORMS TO 124, 125 & 131 OF THE PETROLEUM RULE - 2002.
17. ALL LIGHT POLES ARE FITTED AS PER APPROVAL OF C.C.. NAGPUR VIDE LETTER NO. PL-III(MBI) DATED:26.11.1963.
18. NATURAL DOWN SLOPE FROM THE EDGE OF METALLED ROAD TO CULVERT ON APPROACHES WILL BE MAINTAINED FREE FLOW OF WATER TOWARDS DRAIN.
19. SITE MEETS APPLICABLE IRC 1983 NORMS WITH LATEST AMENDMENTS.
20. EV = EXTENDED VENT POINTS
    F = EXTENDED FILL POINTS.
21. THE PROPOSED SITE IS FREE FROM ANY TYPE OF LITIGATION AND NO CASE IS PENDING IN ANY COURT OF LAW.
22. NO ELECTRIC LINE PASSING OVER THE R.O. PREMISES .

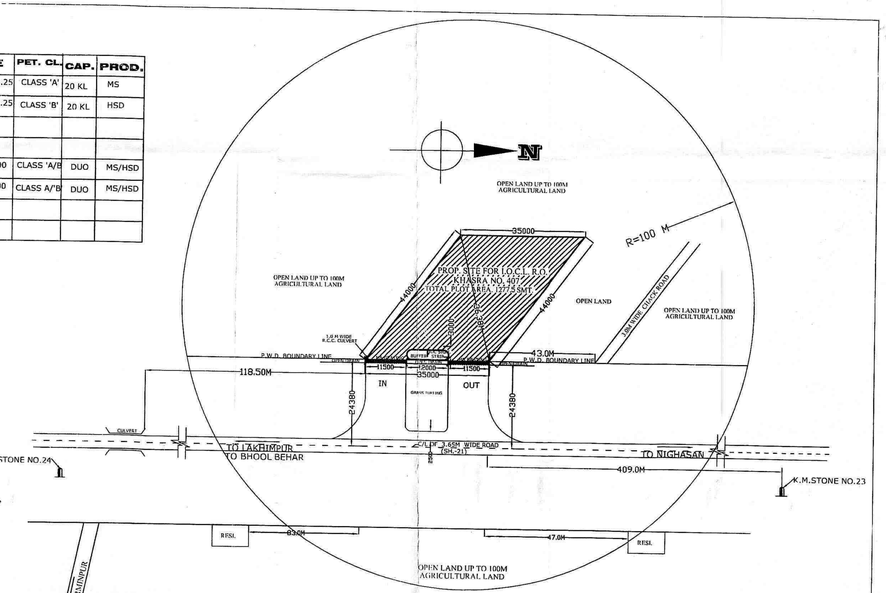

SITE/DRAINAGE PLAN

SCALE-1:800

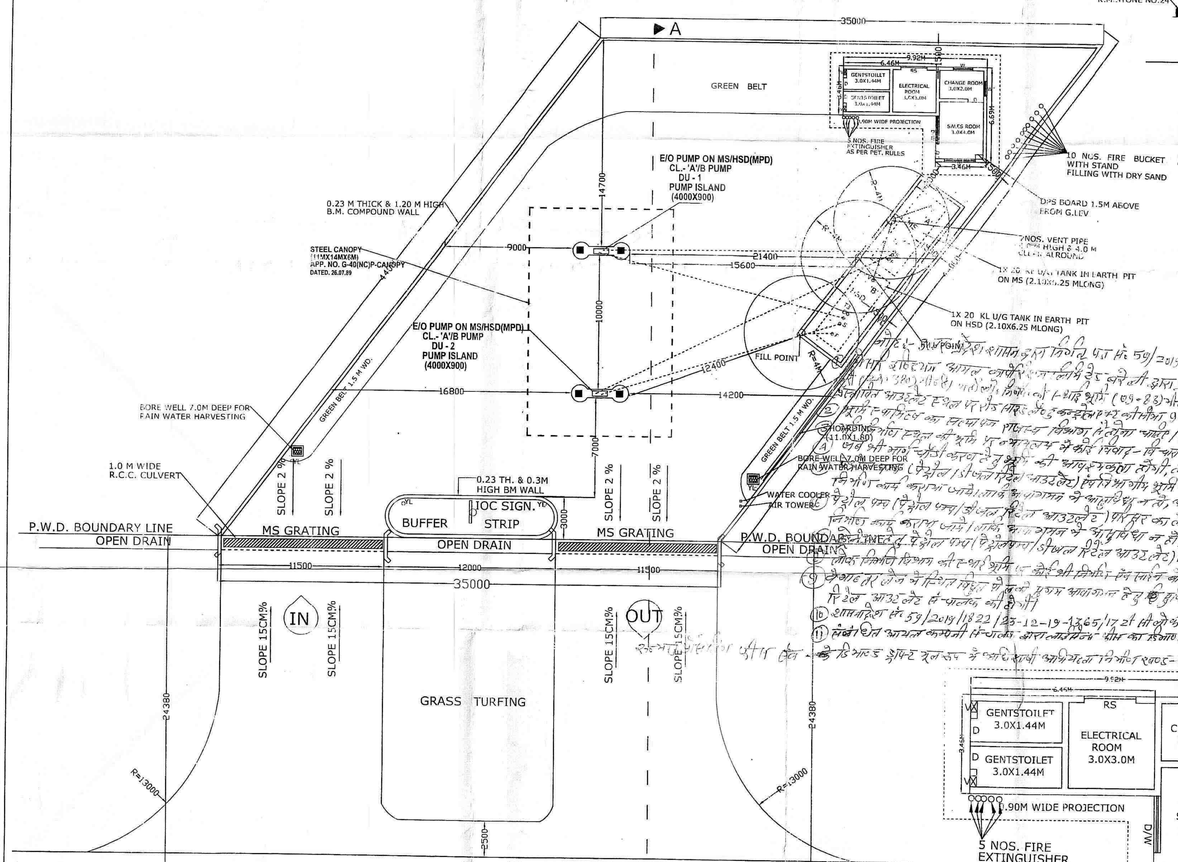

LAYOUT PLAN
SCALE:1:200

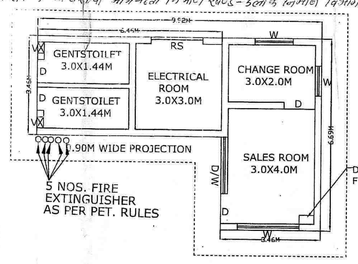

BUILDING PLAN

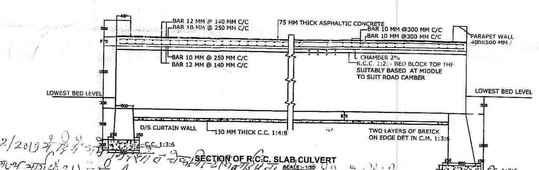

SECTION OF R.C.C. SLAB CULVERT
SCALE-1:50

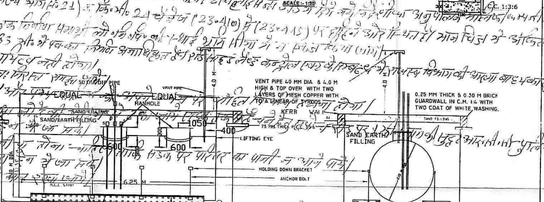

LONGITUDINAL SECTION OF TANK

Executive Engineer
Construction Division-3 P.W.D.
Lakhimpur-Kheri

LOCATION:- BETWEEN KM. STONE NO.23 & 25 ON SH.21

INDIAN OIL CORPORATION LTD.
(MARKETING DIVISION)
(NORTHERN REGION)

BAREILLY DIVISIONAL OFFICE

PROPOSED LAYOUT & SITE PLAN FOR RETAIL OUTLET ON LAKHIMPUR - NIGHASAN ROAD, (SH-21)
AT.-KHASRA NO.- 407
AT-VILL.- BAROTHA ,TEH.- NIGHASAN
DISTT. - L.KHERI (U.P.)
POLICE STATION:- NIGHASAN
RAILWAY STATION:- BELRAYAN
PIN CODE NO. 262903

28.08.2019 | IOC/BLY/RG/RO/2019
DATE | DRAWING NO.

DATE	BRIEF RECORD	INITIAL
	R I V I S I O N S	

SCALE = AS SHOWN

PREPARED BY :-
RAM GOPAL SHARMA
52 VISHWANATH PURAM COLONY,
BADAUN ROAD, BAREILLY
98370-28296,

S.MGR.(RS)
DGM(RS)

कुमार विभाष
वरिष्ठ प्रबंधक (रिटेल सेल्स)
इंडियन ऑयल कार्पोरेशन लिमिटेड (एम.डी.)
बरेली मंडल कार्यालय
35-ए, सिविल लाईन्स, कमला नेहरू मार्ग,
बरेली-243001 (उ०प्र०)