PRODUCED BY AN AUTODESK EDUCATIONAL PRODUCT

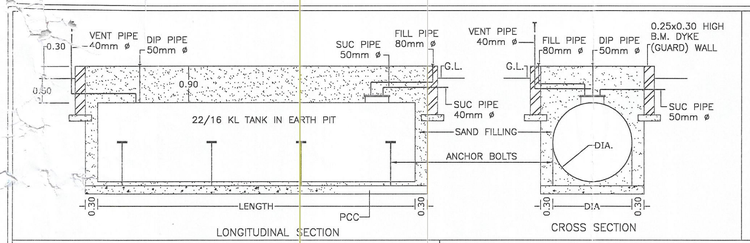

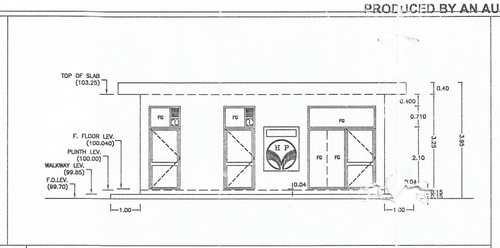

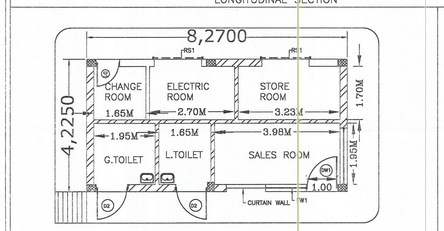

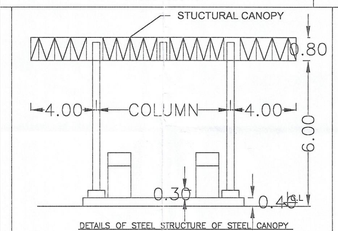

DETAILS OF STEEL STRUCTURE OF STEEL CANOPY
(SCALE – N.T.S.)

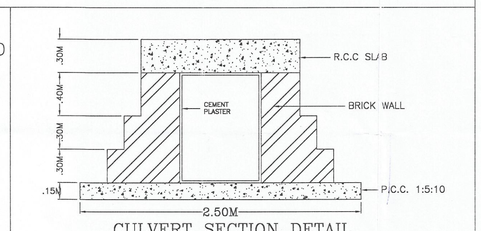

CULVERT SECTION DETAIL

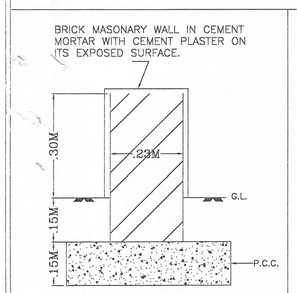

CURVE WALL DETAIL

S. NO.	CLASS "A"	CLASS "B"
NO. OF PUMP	3	3
NO. OF NOZZAL	6	6

CONST.DETAIL OF U/G TANK.

PRODUCT	CAPACITY	NO.OF TANK	L	D	PL1	PL2
MS	16 KL.	1	5.48M	2.0M	6MM	8MM
HSD	22 KL.	2	6.0M	2.26M	6MM	8MM

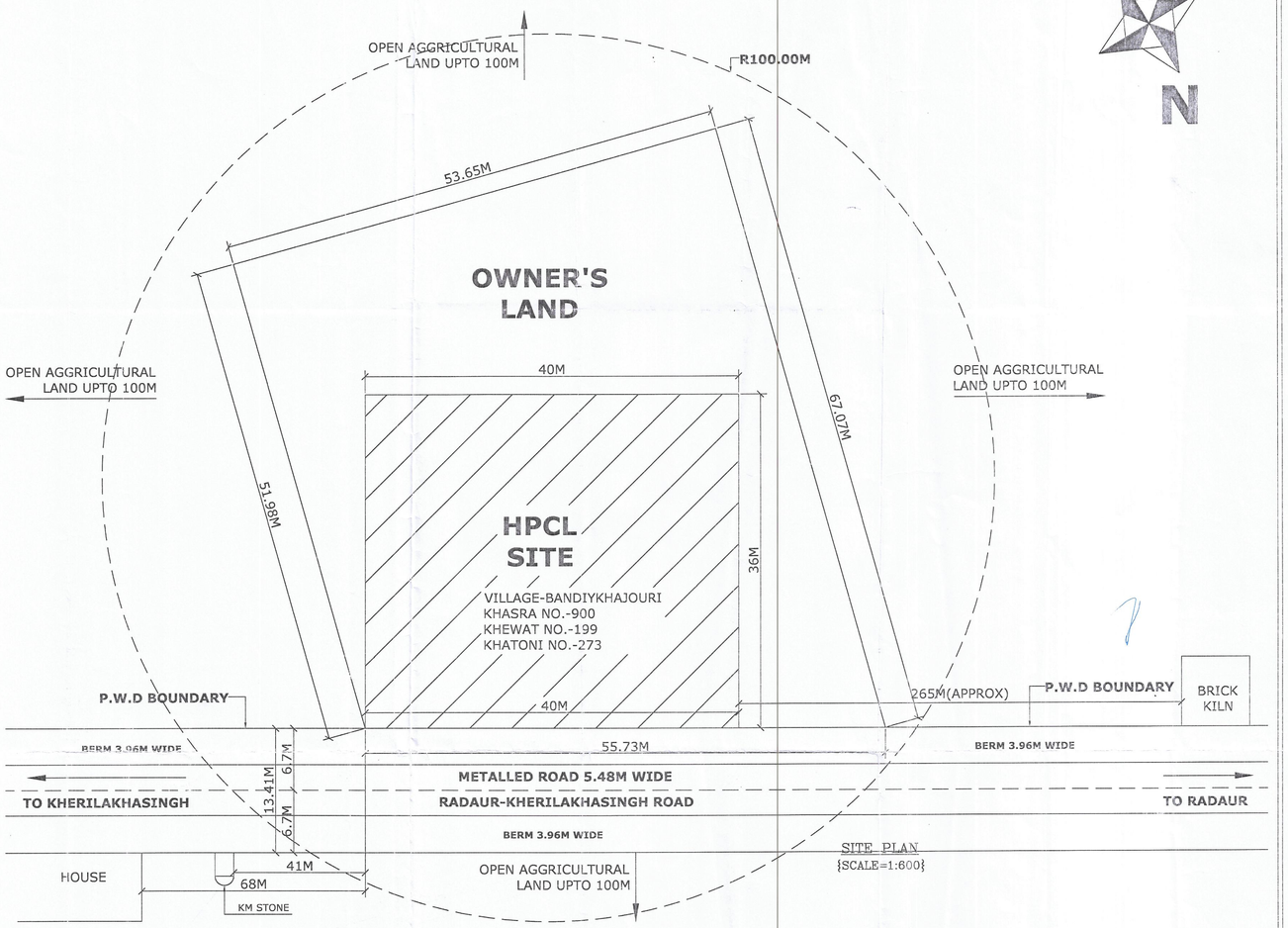

SITE PLAN
{SCALE=1:600}

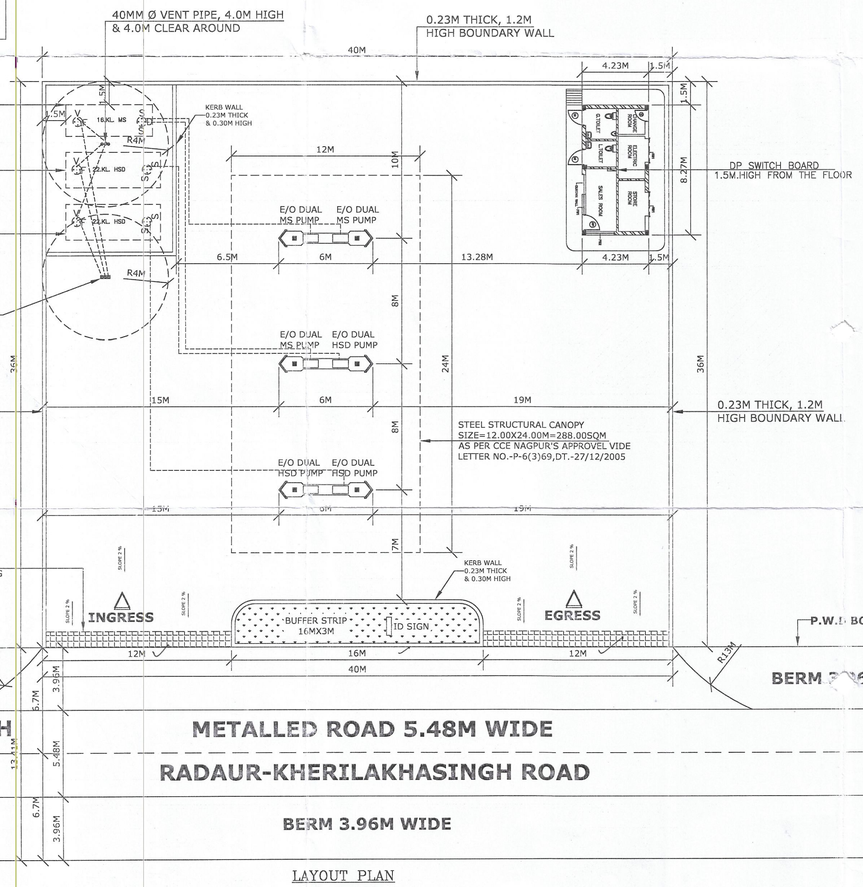

LAYOUT PLAN
{SCALE=1:200}

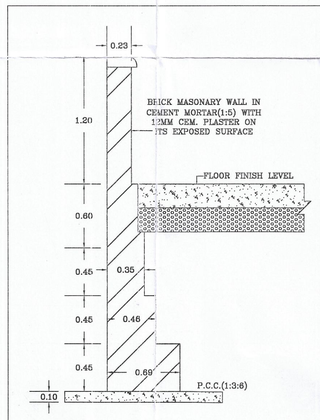

BOUNDARY WALL SECTION

NOTE :–

1. ALL DIMENSION IN METERS.
2. V = VENT PIPES 4 METERS HIGH AND END CONERED WITH 2 LAYERS OF BRASS WIRE GAUGE 11 MESH PER LINER CENTIMETER.
3. F = FILL POINTS FITTED WITH CAMLOCK COUPLING AND AIR TIGHT THREADED BRASS CAP FOR DECANTING FROM TANK LORRY.
4. D = DIP PIPE WITH CAP ASSEMBLY.
5. ALL ELECTRICAL FITTING AREA FLAME PROOF CONFORMING TO I.S. :–2148.
6. ALL DOORS OF BUILDING TO BE OPENED OUTWARDLY.
7. U/G COVER OR SURFACE DRAIN WITH IN 6 METER OF THE U/G TANK & D/U.
8. PERMISES TO BE USED FOR ONLY STORAGE OF PETROLEUM PRODUCTS.
9. TANKS AREA PAINTED WITH TWO LAYERS OF HOT BITUMEN OVER TWO COATS OF RED LEAD PRIMER TO PROTECT AGAINST CORRSION.
10. FEBRICATION DESIGN OF UNDER GROUND STORAGE TANK AREA CONFORMING TO I.S. :–10987:1992 AS PER C.C.O.E. NAGPUR ORDER NO. P6(3)60 DATED:– 06.10.2005
11. S.B. SAND BUCKET 10NOs. AS PER EXPLOSIVES RULES.
12. F.E. FIRE EXTINGUISHER 10NOs. AS PER EXPLOSIVES RULES.
13. TANK SHOULD BE GINEN HYDROLIC PRESSURE TEST PRIOR TOINSTALLATION AND BEFORE ANY PROTECTIVE COATING AS APPLIED. THE TEST SHOULD BE MANTIONED AT A CONTROLED PRESSURE OF 0.36KG./SQ.CN. FOR 2 HOURS.
14. DIP ROD SUPPLIED WITH THE TANK FOR THIS TYPE OF INSTALLATION SHOULD BE 3280 LONG INSTEDS OF STANDARD 2350 MM.
15. FABRICATION THICKNESS OF SHELL PLATES AND END PLATES OF TANKS.
    22KL:– SHELL – 6MM. END – 8MM. 16KL:–SHELL – 6MM. END – 8MM.
16. TANKS CONFORMS TO 124,125 & 131 OF THE PETROLEUM –2002
17. ALL LIGHT POLES AREA FITTED AS PER APPROVAL OF C.C.E. NAGPUR VIDE LETTER NO. PL–111(MB) DATED :–26.11.1963
18. NATURAL DOWN SLOPE FROM THE EDGE OF METALLED ROAD TO CULVERT ON APPROACHES WALL BE MAINTAINED FREE FLOW OF WATER TOWARD'S DRAIN.
19. EV = EXTENDED VENT POINTS, EF = EXTENDED FILL POINTS.
20. NO ELECTRICAL LINE IS PASSING OVER THE PROPERTY.

Sub Divisional Engineer
Provl. Sub Divn. No.2, PWD (B&R) Dr.
Yamuna Nagar

AREA DETAIL	
TOTAL PLOT AREA	1440.00 SQM.
TOTAL BUILDING AREA	34.98 SQM.
TOTAL CANOPY AREA	288.00 SQM.

ADDRESS DETAILS:–

VILLAGE = BANDIYKHAJOURI
KHEWAT NO. = 199
KHATONI NO. = 273
KHASRA NO. = 900
NEAREST POLICE STATION= RADAUR
NEAREST RAILWAY STATION= YAMUNANAGAR
TEHSIL = RADAUR
DISTT. = YAMUNANAGAR
STATE = HARYANA

S.No.	DATE	BRIEF RECORS REVISION	INITIAL

HINDUSTAN PETROLEUM CORPORATION LIMITED
(PANIPAT REGIONAL OFFICE)
(A GOVERNMENT OF INDIA ENTERPRISE)

PROPOSED SITE & LAYOUT PLAN OF RETAIL OUTLET ON RADAUR-KHERILAKHA SINGH AT VILLAGE-BANDIYKHAJOUR! TEHSIL-RADAUR, DISTT.-YAMUNANAGAR (HARYANA)

DATE	REDWG.No.	REV.
01/03/2019	PNP/RO 16/01	

Executive Engineer,
Bldg. Provl. Divn. PWD B&R Br.
Yamuna Nagar

EXPL. LIC NO.:– NEW PROPOSAL
CHECKED BY:– APPROVED BY:–

LOKESH GOEL
Assistant Sales Manager
Yamuna Region
Panipat Region

Nos. CROSSEDOUT ARE SUPERSEDED DRGS.

DRAWN. BY:– TARUN CHALIA
SCALE AS SHOW

VASHISHT ASSOCIATES
PH No. :– 5017703535, 9050050051