

Minutes of Meeting held in the Ministry for Review of the activities undertaken by State and UTs CAMPA Authority.

Venue: Krishna Conference Hall, IP Bhavan, Jor Bagh, New Delhi

Date: 29.10.2021

Time: 10:30AM

The Review Meeting on progress of CAMPA activities was held under the Chairmanship of CEO, National Authority and Director General of Forests & Special Secretary and Chairman, Executive Committee (EC) of the National Authority.

2.The list of participants is attached at Annexure-I.

3.The Chairman welcomed the participants present in the meeting. Thereafter, Joint CEO, National CAMPA initiated agenda items were taken up for discussion.

4. Agenda Item No. a:

4. 1. The updated progress of CA and other works taken up under CAMPA funds

In response to D. O. letter No.NA-1/6/2020-NA dated 11th June, 2021 of the National Authority, 29 State CAMPAs (except Bihar and Chandigarh) submitted information in prescribed format regarding completion of CA and Penal CA and Monitoring & Evaluation of works undertaken from CAMPA fund in a time-bound manner. The States of West Bengal has submitted incomplete reports. A mismatch in the area of balance CA and Penal CA as on 31.30.2021 and the plan for taking up the balance plantation during 2021-22, 2022-23 and 2023-24 was observed in respect of 11 State Authorities. CEO, Andhra Pradesh informed that the mismatch in case of his State was due to the fact that some sites of CA and Penal CA, identified earlier are currently unsuitable for raising plantation.

Total pending CA was 125012.15 ha till March, 2021. The overall achievement in respect of CA and Penal CA plantation at National level was 1063031.32 ha., which comes to 88.24%. The CEO, NA appreciated CEOs of the State CAMPA for this achievement and at the same time requested them to complete balance 11.76% in the next two years positively i.e. by 31.03.2023, so that all backlog of CA & PCA is completed. The authenticated/updated status in this respect by the State CAMPAs is attached at **Annexure-1 (A & B)**.

States highlighted the following common issues:

- a. **Late release of State CAMPA funds by the State Government:** This results in poor progress in implementation of approved activities in the APO. A serious note was taken of the same. The National Authority had earlier written to States for timely release of the State CAMPA funds. It was decided to issue a reminder to all States/UTs in this matter.
- b. **Unsuitable sites of CA plantation:** There are some old cases of Forest land diversion, where CA lands were provided long back and now those sites of CA and PCA are not

suitable to plantation for various reasons. The States were requested to identify alternative sites for raising plantations and seek the approval of concerned Integrated Regional Offices of the Ministry for site change in a time bound manner so that the goal of zero balance in respect of CA plantation and other works could be achieved. FC Division of the Ministry was requested to initiate proposal for authorizing IROs to approve site change of CA in such cases on merit.

- c. **Approval for carrying out advance works for balance plantation related to CA:** For achieving the target of zero balance in respect of CA plantation, the States were requested to start advance work including setting up nurseries immediately. In this regard, the State CAMPAs were requested to submit an Additional APO, if required.
- d. **Documentation of NPV Plantation:** The CEO, NA advised that for the afforestation/ plantation activities being carried out under NPV component, States should report exact on-ground physical progress, which is identifiable, monitorable and verifiable with proper documentation and record.
- e. **Highlighting achievements of CAMPA Activities through social media platforms:** The CEO, NA encouraged both National and State CAMPA to highlighting achievements of CAMPA Activities through social media platforms.

Agenda Item No. b:

APOs to be submitted for the next FY including priority areas/action points, format of submission of activities etc.:

It was impressed upon the State Authorities to submit their Annual Plan of Operation **by 31st December of current year** for the next financial year as per the Form-XII given in CAF Rules, 2018. Acknowledging the maturity attained by the State CAMPAs, it was expected that they would include carefully all mandatory details prescribed in the CAF Rules, 2018 in the APO as well as the directions of the Executive Committee of National Authority from time to time, and seek their timely approvals by the NA. Further, CEO assured that if the APOs are received from States within December, NA will ensure that the approvals are granted within one month. States were requested to involve IROs in the examination and scrutiny of the APOs to ensure that the proposed activities are in accordance with the CAF Rules and Guidelines before submission and approval by the Steering Committee of the State Authority and Executive Committee of National Authority. Respective IRO should be invited for the Steering Committee Meeting.

Agenda Item No. c:

Status of submission of Annual Reports and Audit Report of the State CAMPAs:

It was observed that State Authorities of Chhattisgarh, Jharkhand, Tripura Uttarakhand, and Uttar Pradesh only submitted their Annual Reports and Audit Reports in their State Assemblies. The remaining States/UTs were asked to urgently take up the submission of the reports and ensure compliance within 31st December 2021.

Agenda Item No. d & e:

Status of uploading of Monitoring of all works in the State and its report:

Regarding uploading of polygons and time series photographs on e-GreenWatch, States reported that no action has been taken to address difficulties reported by them, namely in uploading polygons and in editing uploaded documents, and this has resulted in their poor performance. In addition, they requested to allow provision of manpower to upload information on the portal in order to improve performance.

It was decided that FSI would be requested to take an active role and coordinate with NIC and the States to sort out the issues at the earliest. An updated list of polygon status as uploaded on e-Greenwatch is attached at **Annexure -2 and Annexure - 4 (A-D)**

Agenda Item No. f:

Submission of proposals from State/UTs with regard to facilitating scientific, technological and other assistance that may be required by State Authorities:

The States were requested to submit proposals on the above for seeking financial assistance from the National Authority under section 5 (b)(iii) of the CAF Act, 2016. The format for submitting the proposal was also discussed. CEO, NA stated that format will be circulated shortly. However, states may give their suggestions in this regard.

Agenda Item No. g:

National Level Sample study for evaluation of works taken up under CAMPA:

Three agencies, identified in this regard, for carrying out independent and concurrent monitoring and evaluation of the works implemented in the States/UTs utilising fund released by the National Authority/State Authorities to ensure effective and proper utilization of funds on behalf of National CAMPA, namely IIFM Bhopal, FSI Dehradun and ICFRE Dehradun were requested to provide standard protocol and proposal for carrying out the said works. On this basis common proposal can be developed for all the States/UT to bring out uniform and standardized system of third party monitoring. The agencies were asked to complete their exercises within 3 days and submit their proposals. ICFRE has agreed to submit the proposal on M&E with detailed financial break up after discussing with IIFM Intern. CEO, Telangana State CAMPA also agreed to share the guidelines prepared by them about M&E works with these organizations.

Agenda Item No. h:

Year-Wise expenditure up to 2020-21

The State Authorities were asked to authenticate/update the figures placed at the meeting. An updated list is attached at **Annexure-3 (A-E)**.

Agenda Item No. i:


Progress in current year (both physical and financial)

The State Authorities were asked to furnish the progress in current year (both physical and financial). A format of the desired information to be furnished is attached at **Annexure-5**.

PART B: Interaction with the Hon'ble Minister of State, MoEFCC and Secretary MoEFCC

1. Hon'ble MoS appreciated the works being taken up under CAMPA in the various States/UTs. The HMoS advised the States/UTs to adhere to the spirit of how the CAF Act came into existence and to carry out activities as per the permissible provisions in order to address and carry out extensive plantation for meeting the objectives of the CAF Act and to further protect and develop forest and wildlife. The States/UTs were further advised against treating CAMPA funds as a substitute to normal State Budget for forestry and wildlife sector in the State/UT. And that States/UTs should ensure that optimum State Budget is allotted to forestry and wildlife related activities. On being informed by the CEO, NA that States have achieved an overall CA plantation target of 90% so far and the balance 10% will be completed in the next two years, the HMoS appreciated the achievement made so far and impressed upon the States/UTs to complete the balance activities at the earliest.
2. The HMoS also urged the States/UTs to initiate measures for welfare of forest staffs especially working in remote and hard areas, including ration and incentives and to devise a state specific program to encourage forest personnel to participate in activities including sports at the State and National level where States may award and recognise such outstanding staffs in the forest sector in the various States/UTs.
3. Secretary, MoEFCC advised the Office of NA to redress issues submitted by the States/UTs in a time bound manner and establish a proper feedback mechanism. Regarding the issues of uploading polygons on e-Greenwatch, he advised to take up it immediately with the concerned organizations for an early redress.
4. Regarding the issue of non-release of CAMPA funds on time by the State Governments, it was advised to re-examine the interest rates on the State CAMPA funds and to work out a feasible mechanism so that the States release CAMPA funds without any delay. It was further discussed that States may come up with their own prevailing mechanisms to address the issue at the earliest.
5. States were asked to submit their comments on payment mechanisms through PARIVESH/e-Kuber as circulated earlier to NA at the earliest.

Meeting ended with thanks to the chair.


11.12.21

The updated progress of CA and other works taken up under CAMPA funds.**A: Afforestation Data (Area in ha)**

Sl. No.	State /UT	Afforestation required as per site specific scheme submitted along with approved proposal for diversion of forest land under FC Act, 1980			Afforestation carried out in the State as per site specific schemes			Afforestation carried out percentage	Total Balance	Balance percentage
		(CA)	(PCA)	(CA+PCA)	(CA)	(PCA)	(CA+PCA)	(CA+PCA)	(CA+PCA)	(CA+PCA)
i.	ii.	iii.	iv.	v.	vi.	vii.	viii.	ix.	x.	xi.
1. *	Andaman& Nicobar	2302.17	0.00	2302.17	347.77	0.00	347.77	15.11	1954.40	84.89
2.	Andhra Pradesh	37037.44	1027.61	38065.05	35263.46	953.18	36216.64	95.14	1848.42	4.86
3.	Arunachal Pradesh	36065.67	2241.54	38307.21	18928.25	1697.04	20625.29	53.84	17681.92	46.16
4.	Assam	8704.48	2.50	8706.98	8282.57	2.50	8285.07	95.15	421.91	4.85
5.	Bihar	4816.20	386.35	5202.55	4017.51	385.49	4403.00	84.63	799.55	15.37
6.	Chandigarh	110.80	0.00	110.80	109.88	0.00	109.88	99.17	0.92	0.83
7.	Chhattisgarh	33890.85	5175.60	39066.45	29253.19	4757.15	34010.34	87.06	5056.12	12.94
8.	Delhi	157.00	8.40	165.40	157.00	8.40	165.40	100.00	0.00	0.00
9.	Goa	2426.00	1115.00	3541.00	1878.00	33.00	1911.00	53.97	1630.00	46.03
10.	Gujarat	92216.38	0.00	92216.38	86269.00	0.00	86269.00	93.55	5947.38	6.45
11.	Haryana	13625.00	0.00	13625.00	9718.00	0.00	9718.00	71.32	3907.00	28.68
12.	Himachal Pradesh	27926.37	0.00	27926.37	26080.80	0.00	26080.80	93.39	1845.57	6.61
13.	Jammu & Kashmir	28029.50	0.00	28029.50	27544.95	0.00	27544.95	98.27	484.55	1.73
14.	Jharkhand	38099.17	6982.09	45081.26	17813.16	6621.19	24434.35	54.20	20662.12	45.83
15.	Karnataka	24870.24	2299.73	27169.97	24129.20	2205.99	26335.19	96.93	834.78	3.07
16.	Kerala	59486.25	0.00	59486.25	58652.53	0.00	58652.53	98.60	833.72	1.40
17.	Madhya Pradesh	243776.59	0.00	243776.59	234552.28	0.00	234552.28	96.22	9224.31	3.78
18.	Maharashtra	104174.00	3659.00	107833.00	97492.00	3247.00	100739.00	93.42	7094.00	6.58
19.	Manipur	6190.00	520.14	6710.14	6190.00	520.14	6710.14	100.00	0.00	0.00
20.	Meghalaya	1120.88	249.32	1370.20	1001.76	14.77	1016.53	74.19	353.67	25.81
21.	Mizoram	2586.78	0.00	2586.78	804.00	0.00	804.00	31.08	1782.78	68.92
22.	Odisha	73373.00	4747.00	78120.00	63048.00	4597.00	67645.00	86.59	10475.00	13.41
23.	Punjab	18890.00	173.00	19063.00	17864.00	156.00	18020.00	94.53	1043.00	5.47
24.	Rajasthan	38323.66	5672.12	43995.78	33113.02	3940.66	37053.68	84.22	6942.10	15.78



11.12.21


Sl. No.	State /UT	Afforestation required as per site specific scheme submitted along with approved proposal for diversion of forest land under FC Act, 1980			Afforestation carried out in the State as per site specific schemes			Afforestation carried out percentage	Total Balance	Balance percentage
25.	Sikkim	5400.00	50.00	5450.00	5142.00	50.00	5192.00	95.27	258.00	4.73
26.	Tamil Nadu	3797.42	0.00	3797.42	3306.60	0.00	3306.60	87.07	490.82	12.93
27.	Telangana	32365.86	356.76	32722.62	22586.40	285.40	22871.79	69.90	9850.83	30.10
28.	Tripura	5498.75	959.70	6458.45	5498.75	959.70	6458.45	100.00	0.00	0.00
29.	Uttar Pradesh	25997.12	0.00	25997.12	22212.29	0.00	22212.29	85.44	3784.83	14.56
30.	Uttarakhand	51629.75	1016.36	52646.11	42629.75	1016.36	43646.11	82.90	9000.00	17.10
31.	West Bengal	3485.24	16.52	3501.76	2697.31	0.00	2697.31	77.03	804.45	22.97
	Total	1026372.57	36658.75	1063031.32	906583.42	31450.96	938034.38	88.24	125012.15	11.76

*Andaman & Nicobar reported that no need to take up CA plantations on 1891.99 ha as area is densely forested.

Annexure – 1B

B: Plan for taking up balance afforestation required as per as per site specific schemes submitted along with approved proposal for diversion of forest land under FC Act 1980.

S.no	State/UT	Balance Afforestation request as per FC Act (in ha)	Balance Afforestation to be completed in Financial Year (in Ha)				Remark (Verified with column of Table B)
			2021-22	2022-23	2023-24	Total Balance	
		(Ha)	(Ha.)	(Ha.)	(Ha.)	(Ha.)	
1.	Andaman & Nicobar	1954.40	0.00	0.00	62.41	1954.40	No need to take up CA plantations on 1891.99 ha as area is densely forested
2.	Andhra Pradesh	1848.42	723.11	799.35	325.96	1848.42	
3.	Arunachal Pradesh	17681.92	0.00	14145.54	3536.38	17681.92	
4.	Assam	421.91	196.10	112.91	112.91	421.92	
5.	Bihar	799.55	384.00	115.55	300.00	799.55	
6.	Chandigarh	0.92	0.74	0.18	0.00	0.92	
7.	Chhattisgarh	5056.12	1264.49	1227.97	2564.06	5056.52	


11.12.21

S.no	State/UT	Balance Afforestation request as per FC Act (in ha)	Balance Afforestation to be completed in Financial Year (in Ha)				Remark (Verified with column of Table B)
			2021-22	2022-23	2023-24	Total Balance	
			(Ha.)	(Ha.)	(Ha.)	(Ha.)	
8.	Delhi	0.00	0.00	0.00	0.00	0.00	Plantation due after 31.03.2021
9.	Goa	1630.00	500.00	565.24	565.24	1630.48	
10.	Gujarat	5947.38	3967.34	1980.04	0.00	5947.38	
11.	Haryana	3907.00	2245.99	1661.29	0.00	3907.28	
12.	Himachal Pradesh	1845.00	1032.00	500.00	313.00	1845.00	
13.	Jammu & Kashmir	484.55	261.05	223.50	0.00	484.55	
14.	Jharkhand	20662.12	6927.91	8000.00	5734.21	20662.12	
15.	Karnataka	834.78	346.33	250.00	238.45	834.78	
16.	Kerala	833.72	60.63	386.18	386.18	832.99	
17.	Madhya Pradesh	9224.31	3000.00	3000.00	3224.00	9224.00	
18.	Maharashtra	7094.00	438.18	2864.58	3791.33	7094.09	
19.	Manipur	0.00	0.00	0.00	0.00	0.00	
20.	Meghalaya	353.67	289.92	63.75	0.00	353.67	
21.	Mizoram	1782.78	1303.78	479.00	0.00	1782.78	
22.	Odisha	10475.00	3603.03	4173.49	2698.30	10474.82	
23.	Punjab	1043.00	692.64	349.75	0.00	1042.39	
24.	Rajasthan	6942.40	1757.53	2043.01	3141.86	6942.40	
25.	Sikkim	258.00	183.98	74.18	0.00	258.16	
26.	Tamil Nadu	490.81	150.40	170.20	170.20	490.80	
27.	Telangana	9850.83	3380.77	3259.49	3210.57	9850.83	
28.	Tripura	0.00	0.00	0.00	0.00	0.00	
29.	Uttar Pradesh	3784.83	1011.07	1559.35	1214.40	3784.82	
30.	Uttarakhand	9000.00	2817.00	5961.65	221.35	9000.00	
31.	West Bengal	804.46	317.81	211.68	274.96	804.45	
	Total	123119.50	36855.80	54177.88	32085.77	125012.15	


11.12.21

Status of Monitoring of all works in the State and its Report.


Report as on 31.03.2021

Sl. No.	State/UT	Independent M&E of works undertaken or not (yes /no)	If 'no 'the reason thereof and the plan for M&E (year when M&E will be taken up)	If yes 'Name of independent Agency and year of Report .	Salient points of the M&E reports including Survival Percentage and Age of Afforestation at the time of M&E Survival Percentage counting (Submit soft copy of the Report to National Authority)	Remark
1.	Andaman & Nicobar	-	An independent third-party monitoring and evaluation committee to monitor the CAMPA activities in these Islands was constituted vide office order No. FCA/CAMPA/ L-L11276 dated 23.11.2015 Director, CIARI as its Chairman	-	-	-
2.	Andhra Pradesh	Yes – (2008-09 to 2014-15) No – (2015-16 onwards)	The Institute of Wood Science and Technology Bangalore have given consent for doing M&E from 2016 onwards	Institute of Forest Biodiversity Dulapally Hyderabad carried out the M&E from year 2009-2015.	-	Reports submitted to the National Authority GOI vide PCCF & Hoff, AP Guntur Rc .no 6973/2016/campa-1 dt07-04-2021
3.	Arunachal Pradesh	Yes – (2009-10 to 2013-14)	EOI invited from the recognised Govt. agencies or Govt for M&E to be carried	NABARD and RFRI, Jorhat.	-	-


 11.12.21

Sl. No.	State/UT	Independent M&E of works undertaken or not (yes /no)	If 'no 'the reason thereof and the plan for M&E (year when M&E will be taken up)	If yes 'Name of independent Agency and year of Report .	Salient points of the M&E reports including Survival Percentage and Age of Afforestation at the time of M&E Survival Percentage counting (Submit soft copy of the Report to National Authority)	Remark
		No –(2014-15 onwards)	out for year 2014-15 to 2018-19			
4.	Assam	Yes – (2008-09-2017-18) No-(2018-19) onwards	Due to COVID PANDAMIC	-	-	-
5.	Bihar	Yes (2012-13 to 2017-2018) No-(2018-19) onwards		ICFRE, Ranchi for year 2012-13 And 2013-14. ICFRE Prayagraj (UP) for year 2014-15 to 2017-18.	-	Reports submitted to National Authority
6.	Chandigarh	Yes (2014-15)	-	Yes, Parmar University of Horticulture & Forestry, Nauni-Solan, HP (2014-15)	-	Report enclosed for 02 different sites.
7.	Chhattisgarh	Yes (2009-10 to 2014-15) No- (2015-16 to 2019-20)	-	From 2009-10 to 2014-15 M&E carried out by IIFM Bhopal and TFRI Jabalpur. Form 2015-16 to 2017-18 M&E given to TFRI.	-	-
8.	Delhi	No-(2009-11)	-	AFC India Limited carried out M&E for year 2011-12 in 2015	Survival percentage reported was 89.71%	-

Sl. No.	State/UT	Independent M&E of works undertaken or not (yes /no)	If 'no 'the reason thereof and the plan for M&E (year when M&E will be taken up)	If yes 'Name of independent Agency and year of Report .	Salient points of the M&E reports including Survival Percentage and Age of Afforestation at the time of M&E Survival Percentage counting (Submit soft copy of the Report to National Authority)	Remark
		Yes – (2011-12)				
9.	Goa	Yes – (2013-14 and 2019-20) No -(2014-15)	Third party M&E not carried out from 2009-10 to 2012-13 and from 2015-16 to 2018-19.	2013-14 and 2019-20 Centre for Environmental Education. In 2014-15 it was carried out by Goa University	Survival percentage reported in the M&E report was more than 80%	-
10.	Gujarat	No- (2008-09-2011-12). Yes – (2012-13 to 2018-19)	-	Multimatch International Pvt ltd Ahmadabad carried our M&E for year 2012-13 to 2017-18 and 2019-20. For year 2018-2019 NABCONS did M&E	2012-2017 survival of plantation was 35-98%, for 2018-2019 survival of plantations was 32.79 to 77.06 % AND 2019-2020 survival of planation was estimated as 36.62-98.63 %	-
11.	Haryana	Yes – 2009-10 to 2018-19 No-(2019-20onwards)	M&E for year 2019-20 is awarded to Environmental Research Monitoring Conservation Society Lucknow.	-	-	The report have been submitted to National Authority
12.	Himachal Pradesh	Yes-(2008-09-2014-15) No – (2015-16 onwards)	-	2009-2015 M&E was carried out by HFRI, Shimla and M&E work for year 2016 to 2019 has been awarded to HFRI	2009-2015 M&E report indicate survival percentage ranges from 26.26 to 73.05%.	-


11.12.21

Sl. No.	State/UT	Independent M&E of works undertaken or not (yes /no)	If 'no 'the reason thereof and the plan for M&E (year when M&E will be taken up)	If yes 'Name of independent Agency and year of Report .	Salient points of the M&E reports including Survival Percentage and Age of Afforestation at the time of M&E Survival Percentage counting (Submit soft copy of the Report to National Authority)	Remark
13.	Jammu & Kashmir	Yes – (2009-10 and 2010-11) No – (2011-12 to 2018-19)	M&E has been given to Ms N.H. Consultancy for works carried out from 2012 to 2019	M&E carried out for 2010 by NABCONS And University of Kashmir	Survival reported in 2010 and 2011 was 68% and 70%.	-
14.	Jharkhand	No (2008-09-2014-15). Yes (2016-17, 2017-18 and 2018-19)	-	Agency Price Water House Coopers Pvt Ltd.	-	-
15.	Karnataka	Yes, (2009-10 to 2012-13). Not (2013-14 onwards)	-	-	-	-
16.	Kerala	-	-	-	-	-
17.	Madhya Pradesh	Yes – (2008-09-2015-16) No (-2016-17 onwards)	Under process	2009-2010 – TRFI Jabalpur 2011-2012 – Society for Resource Planing Development & Research Bhopal;	-	-


Sl. No.	State/UT	Independent M&E of works undertaken or not (yes /no)	If 'no 'the reason thereof and the plan for M&E (year when M&E will be taken up)	If yes 'Name of independent Agency and year of Report .	Salient points of the M&E reports including Survival Percentage and Age of Afforestation at the time of M&E Survival Percentage counting (Submit soft copy of the Report to National Authority)	Remark
				2013-2014 – Institute of Livelihood Research & Training Bhopal; 2014-2015 – Swayam Sidhha Siddant Sewa Ewarm Siksha Samiti (ITC)		
18.	Maharashtra	Yes - (2008-09-2018-19) No – (2019-20 onwards)	-	In year 2009 M&E was carried out by IIFM, Bhopal. From year 2010 to 2019 M&E has been awarded to NGO named SEVAK, Pune.	2009 Survival was 34.89%, 2011 Survival was 42%, 2012 Survival was 32.28%, 2013 Survival was 65%, 2015 Survival was 65%, 2018 Survival was 72.70% and 2019 Survival was 87.70%	M&E works not assigned to any organization after 2020.
19.	Manipur	No 2008-09- 2011-12 Yes 2012-13- 2017-18	-	Rain Forest Research Institute (RFRI), Jorhat	Survival % 2013-15 was 69% Survival % 2015-17 was 67.64 Survival % 2017-18 was 76.40	Reports submitted vide email dt 25/8/2021
20.	Meghalaya	Yes – (2011-12 to 2013-14.)	for year 2014-15 to 2016-17 will be undertaken in 2021 by Rain Forest Research Institute, Jorhat	Rain Forest Research Institute, Jorhat	-	-

Sl. No.	State/UT	Independent M&E of works undertaken or not (yes /no)	If 'no 'the reason thereof and the plan for M&E (year when M&E will be taken up)	If yes 'Name of independent Agency and year of Report .	Salient points of the M&E reports including Survival Percentage and Age of Afforestation at the time of M&E Survival Percentage counting (Submit soft copy of the Report to National Authority)	Remark
		No – (2014-15 onwards)				
21.	Mizoram	Yes – (2008-09 to 2016-17). No-(2017-18 onwards)	-	2009 to 2015 it was carried out by ASEP and for 2016 and 2017 carried out by CEP.	Plantations carried out in 2016 reported 86.16% survival and Plantations carried out in 2016 reported 80.64% survival.	-
22.	Odisha	Yes – (2008-09 to 2016-17). No – (2017-18 onwards)	-	M&E carried out for year 2009 to 2017 by M/S CTRAN and submitted report during 2020.	-	-
23.	Punjab	Yes- (2008-09-2018-19)	-	FRI, Dehradun	69.11 to 87.33%	-
24.	Rajasthan	Yes – (2008-09-2012-13). No-(2014-2016). No – (2016-17 onwards)	2014-2016 work tender given to AFC, New Delhi.	AFC, New Delhi	-	-

Sl. No.	State/UT	Independent M&E of works undertaken or not (yes /no)	If 'no 'the reason thereof and the plan for M&E (year when M&E will be taken up)	If yes 'Name of independent Agency and year of Report .	Salient points of the M&E reports including Survival Percentage and Age of Afforestation at the time of M&E Survival Percentage counting (Submit soft copy of the Report to National Authority)	Remark
25.	Sikkim	Yes – (2008-09 to 2016-17). No –(2017-18 onwards)	For year 2017-18 and 2018-19 ACF India ltd has been engaged.	-	-	-
26.	Tamil Nadu	Yes - 2010-11 to 2014-15. No-(2015-16 onwards)		2010-11 to 2014-15 M&E was carried out by Society for social forestry Research and Development.	2010-2013 40% planation area show promising growth and seedling came up well. 60% seedling dried out or formed stunted growth.	-
27.	Telangana	Yes - (2008-09 to 2017-18) No –(2018-19 onwards)	Tender is in process	M/S IORA Ecological Solutions Ltd, New Delhi	-	Report submitted to National Authority for year 2009 to 2015.
28.	Tripura	Yes – (2008-09 to 2019-20)	-	Forest Research Centre for livelihood extension, Agartala, Tripura	-	-


11.12.19

Sl. No.	State/UT	Independent M&E of works undertaken or not (yes /no)	If 'no 'the reason thereof and the plan for M&E (year when M&E will be taken up)	If yes 'Name of independent Agency and year of Report .	Salient points of the M&E reports including Survival Percentage and Age of Afforestation at the time of M&E Survival Percentage counting (Submit soft copy of the Report to National Authority)	Remark
29.	Uttar Pradesh	No – (2008-09 to 2010-11). Yes – (2011-12 to 2013-14) No - (2014-15 onwards)	For Third Party M&E for the year 2011-12 onwards the concept note sent to FSI and M&E work will start soon.	FSI, Dehradun	FSI carried out third party monitoring for year 2019-20 and reported 92.42 to 98.47% survival of plantations carried out.	-
30.	Uttarakhand	No - (2008-09-2010-11) Yes – (2011- 2017) No- (2017-18 onwards)	It is under process.	From 2011 to 2013 it was carried out by SNRMCD, Dehradun and from 2014-2017 was carried out by FRI Dehradun	-	-
31.	West Bengal	Yes - (2008-09-2018-19)	-	Research, Monitoring & Development, Directorate of forests, Govt. of West Bengal	-	-


11.12.21

Annexure 3: Year-wise expenditure upto 2020-2021

Annexure – 3A

(Amount in Rs. Crore)

S.No.	States/UTs	2016-17					
		State Plan Budget for forestry and wildlife			Provision under CAMPA		
		Budget Allocation	Fund released	Fund utilized	APO approved	Fund released	Fund Utilized
1.	Andaman & Nicobar Islands						
2.	Andhra Pradesh	87.8	70.6	51.9	100	89	73.1
3.	Arunachal Pradesh	21.6	21.6	21.6	146.5	112.1	32.8
4.	Assam	45.9	6.5	6.5	60	30	22.9
5.	Bihar						
6.	Chandigarh	15.9	15.9	15.9	1.16	1.0	1.0
7.	Chhattisgarh	720.7	538	526.23	399.7	280	236
8.	Dadar & Nagar Haveli	-	-	-	-	-	-
9.	Daman & Diu	-	-	-	-	-	-
10.	Delhi	-	-	-	-	-	-
11.	Goa	84.1	84.1	69.1	7.81	7.81	3.2
12.	Gujarat	793	793	788.6	99	99	39.1
13.	Haryana	215.9	215.9	145.6	65.2	18	56.5
14.	Himachal Pradesh	106	106	107.2	132	132	127.1
15.	Jammu & Kashmir	-	-	-	-	-	-
16.	Jharkhand	359.3	346.6	324.4	319.4	149	194.7
17.	Karnataka	972	959.5	942.6	98	85.1	86.9
18.	Kerala	175.3	175.3	160.3	8	8	7.87
19.	Madhya Pradesh	2523.7	2523.7	2159.6	294.1	144	130.1
20.	Maharashtra	718.4	638.22	926.53	200	205	201
21.	Manipur	12.25	11.83	11.83	25	25	25
22.	Meghalaya	29.9	25.9	25.7	1.8	1.8	1.7
23.	Mizoram	131.7	89.4	89.4	11.1	6.7	6.7
24.	Odisha	218.9	196.3	196.3	540.4	477	445.4
25.	Punjab	20.5	17.4	17.4	94	66	65.1
26.	Rajasthan	403.5	442.6	410.4	210.8	140	116
27.	Sikkim	114.0	75.4	75.4	1836	900	586.4
28.	Tamil Nadu	576.5	441.51	377.28	8.526	8	7.36
29.	Telangana	47.32	213.35	194.17	114	117	110
30.	Tripura	135.6	128.2	124.4	22	12	11
31.	Uttar Pradesh	1377.4	1249.9	1249.9	132.8	135.6*	128
32.	Uttarakhand	174.6	125.06	121.22	346.8	122	104
33.	West Bengal	305	252.5	223.4	22.1	21	0.3

*Fund released against current and previous APOs.

Signature
11.12.21

Annexure - 3B

(Amount in Rs. Crore)

S.No.	States/UTs	2017-18					
		State Plan Budget for forestry and wildlife			Provision under CAMPA		
		Budget Allocation	Fund released	Fund utilised	APO approved	Fund released	Fund Utilised
1.	Andaman & Nicobar Islands						
2.	Andhra Pradesh	139.6	125	104.1	100	97	71.1
3.	Arunachal Pradesh	25.2	25.2	25.2	259.1	259.1	176.3
4.	Assam	61.5	37.1	37.1	40.6	30.0*	33.4
5.	Bihar						
6.	Chandigarh	21.3	21.3	21.3	1.3	1.1	1.1
7.	Chhattisgarh	771.4	627	613	361.4	0	197
8.	Dadar & Nagar Haveli	-	-	-	-	-	-
9.	Daman & Diu	-	-	-	-	-	-
10.	Delhi	-	-	-	-	-	-
11.	Goa	73.7	73.7	63.4	4.6	4.6	1.39
12.	Gujarat	1161	1161	1152	104.6	104.6	63.9
13.	Haryana	286.8	287	176.2	88.1	80	62.3
14.	Himachal Pradesh	73.4	73.4	73.3	125	125	105.2
15.	Jammu & Kashmir	-	-	-	-	-	-
16.	Jharkhand	404.7	384.8	367.6	370.1	234	137.5
17.	Karnataka	913.6	902	895	101.1	86	81.7
18.	Kerala	192.5	192.5	145.3	6.6	6.6	6
19.	Madhya Pradesh	2691	2691	2265.1	334.8	200	145.3
20.	Maharashtra	1344	1093	1085	220	199	194
21.	Manipur	23.15	23.1	23.1	26	19.5	19.5
22.	Meghalaya	26	25.7	21.5	-	-	-
23.	Mizoram	89.1	84	84	10.2	6.1	6.1
24.	Odisha	145.6	127.6	125.7	566.1	539	512
25.	Punjab	23.2	6.9	6.9	79	64	59.2
26.	Rajasthan	294.4	338	305	310.8	179	175.6
27.	Sikkim	103.3	80.3	80.3	-	-	448.1
28.	Tamil Nadu	476.1	552	486	8.567	7.68	7.13
29.	Telangana	63.21	163	127	143	127	138
30.	Tripura	116.6	105.3	104	19.8	7.1	6.9
31.	Uttar Pradesh	997.1	832	832	160.4	111.1*	97.7
32.	Uttarakhand	134.8	117	112	312.4	111	90.2
33.	West Bengal	347.7	225	187	-	-	9.1

Uttar Pradesh: - *Fund released against current and previous APOs.

Assam: - *2nd instalment of fund against the approved APO of 2016-17.

Shukla
11.12.21

Annexure - 3C

(Amount in Rs. Crore)

S.No.	States/UTs	2018-19					
		State Plan Budget for forestry and wildlife			Provision under CAMPA		
		Budget Allocation	Fund released	Fund utilized	APO approved	Fund released	Fund Utilized
1.	Andaman & Nicobar Islands						
2.	Andhra Pradesh	234.6	213	108	118	104.4	109.5
3.	Arunachal Pradesh	44.5	44.5	44.5	Same as 2017-18 (combine APO)		
4.	Assam	43.9	11.2	11.2	45.2	0.6**	37.3
5.	Bihar						
6.	Chandigarh	28.8	28.8	28.8	1.6	1.2	1.2
7.	Chhattisgarh	829.1	542	493	897.5	0	444
8.	Dadar & Nagar Haveli	-	-	-	-	-	-
9.	Daman & Diu	-	-	-	-	-	-
10.	Delhi	-	-	-	-	-	-
11.	Goa	93.7	93.7	79.5	4.83	4.83	1.98
12.	Gujarat	1254	1254	1237	171.3	135	152
13.	Haryana	260.5	260.5	146.6	186	144.2	122.5
14.	Himachal Pradesh	95.4	95.4	96.3	128	128	128.2
15.	Jammu & Kashmir	-	-	-	-	-	-
16.	Jharkhand	406.2	328.6	285.6	409.5	286.2	239.4
17.	Karnataka	968.7	916	908	101.4	101	88.7
18.	Kerala	205.8	206	122	7.9	7.9	7.8
19.	Madhya Pradesh	2859	2799	1826	220.9	272	288
20.	Maharashtra	2259	2085	2078	230	225	218
21.	Manipur	43.36	43.3	43.3	27.9	24.9	24.9
22.	Meghalaya	29.9	28.1	24.2	-	-	-
23.	Mizoram	74.1	70.3	70.3	9.0	8.3	8.3
24.	Odisha	267.6	250	250	APO Skipped		
25.	Punjab	29.3	28.6	28.6	102.6	79.2	81.3
26.	Rajasthan	278.9	204	177	205.7	169	132.8
27.	Sikkim	132.8	126.9	126.9	-	-	1013.2
28.	Tamil Nadu	551.4	489	483	8.65	7	3.8
29.	Telangana	63.21	129	127	237.4	237	213
30.	Tripura	107.4	95.9	95.6	16.7	16.7	12.9
31.	Uttar Pradesh	1031	948	948	152	196.7*	195
32.	Uttarakhand	181.2	139	134	318.3	132	119
33.	West Bengal	373	295	282	23.1	21.2	25.4

*Fund released against current and previous APOs.

** Balance fund against the approved APO 2017-18.


11.12.21

Annexure - 3D

(Amount in Rs. Crore)

S.No.	States/UTs	2019-20					
		State Plan Budget for forestry and wildlife			Provision under CAMPA		
		Budget Allocation	Fund released	Fund utilized	APO approved	Fund released	Fund Utilized
1.	Andaman & Nicobar Islands						
2.	Andhra Pradesh	129.8	89.8	65.8	323	87.3	87.3*
3.	Arunachal Pradesh	14.6	14.6	14.6	-	-	166.2
4.	Assam	125.5	26.9	26.9	55.8	***	32.6
5.	Bihar						
6.	Chandigarh	32.1	32.1	30.8	1.8	-	-
7.	Chhattisgarh	1292	1117	1098	848.5	500	449
8.	Dadar & Nagar Haveli	-	-	-	-	-	-
9.	Daman & Diu	-	-	-	-	-	-
10.	Delhi	-	-	-	-	-	-
11.	Goa	116.4	116.4	74.3	15.5	15.5	6.8
12.	Gujarat	1375	1375	1294	NIL	NIL	119
13.	Haryana	226.9	226.9	164	101	20	60.3
14.	Himachal Pradesh	130	130	130	146	146	89
15.	Jammu & Kashmir	-	-	-	-	-	-
16.	Jharkhand	435.3	383.7	342.4	399.2	300.4	223.5
17.	Karnataka	1116	1079	1057	146.2	113.1	104.1
18.	Kerala	186.5	186.5	126.5	-	-	-
19.	Madhya Pradesh	2853.4	2657.1	1860	453.5	NIL	343.1
20.	Maharashtra	2276	1524	1332	499.4	151.5	180
21.	Manipur	24.43	20.06	20.1	30.97	30.36	30.4
22.	Meghalaya	33.1	17.6	17.8	-	-	-
23.	Mizoram	86.0	81.4	81.4	NIL	NIL	NIL
24.	Odisha	295.9	236.2	233	610.5	449.2	543
25.	Punjab	43.4	20	20	102.2	50.9	64.7
26.	Rajasthan	245.8	203	146.8	265.4	100	80.1
27.	Sikkim	232	134	134	5537.3	4495.7	3603.5
28.	Tamil Nadu	417.8	550.4	538	NIL	NIL	0.57
29.	Telangana	33.68	44.98	38.7	501.3	501.3	261
30.	Tripura	128.4	125.8	125.6	20.8	11.5	17.4
31.	Uttar Pradesh	1472.4	1255	1255	288.7	210.7	181
32.	Uttarakhand	217.4	179.8	169	213.1	153.8	124
33.	West Bengal	368.1	262.1	243	70	-	13.5

*Does not include the pending payments of Rs. 13.32 crore for the works done 2019-20.

*** APO for the year 2019-20 was approved but no funds were released for the year.


hnt
11.12.21

Annexure -3E

(Amount in Rs. Crore)

S.No.	States/UTs	2020-21					
		State Plan Budget for forestry and wildlife			Provision under CAMPA		
		Budget Allocation	Fund released	Fund utilized	APO approved	Fund released	Fund Utilized
1.	Andaman & Nicobar Islands						
2.	Andhra Pradesh	78.6	55.1	40.2	330.8	156	43.89#
3.	Arunachal Pradesh	17	2.9	2.9	155.4	155.4	-
4.	Assam	53.4	16.3		88.3	88.3	24.1
5.	Bihar						
6.	Chandigarh	33.7	33.7	33.7	2.2	-	-
7.	Chhattisgarh	1361.6	1160	1141	1347	700	309
8.	Dadar & Nagar Haveli	-	-	-	-	-	0
9.	Daman & Diu	-	-	-	-	-	
10.	Delhi	-	-	-	-	-	-
11.	Goa	169.8	169.8	110.8	32.5	32.5	23.2
12.	Gujarat	1316.5	1316.5	1313	240.6	170	170
13.	Haryana	156.3	156.3	137.6	203.9	193	124.3
14.	Himachal Pradesh	197.2	197.2	197.2	158.3	151	119.4
15.	Jammu & Kashmir	-	-	-	-	-	-
16.	Jharkhand	371	330.3	305.5	376.5	251.7	215.4
17.	Karnataka	1066.4	1066.4	1057	212.94	173	170
18.	Kerala	191.9	191.9	190.6	15.7	15.7	10.9
19.	Madhya Pradesh	2752.8	277	2459	860.93	500	476
20.	Maharashtra	1610	760.3	740.3	599.32	260	237
21.	Manipur	23.03	22.43	22.43	27.79	28.4	28.4
22.	Meghalaya	35.8	39.7	30.3	33.9	18.5	16.9
23.	Mizoram	84.2	68.9	68.9	40.4	32.7	9.2
24.	Odisha	332.9	279.4	276.8	773.3	804	675
25.	Punjab	44	24.6	24.6	177.8	124	129
26.	Rajasthan	172.23	251.2	198.2	280.7	250	186.7
27.	Sikkim	190.7	189.4	189.4	66.17	47.72	47.72
28.	Tamil Nadu	461.85	576.8	494.2	66.622	-	-
29.	Telangana	155.07	115.7	62.76	483.78	352	378
30.	Tripura	165.9	140.1	136.2	21.5	18.4	16.9
31.	Uttar Pradesh	1390.7	1099.5	1099.5	442	257	252
32.	Uttarakhand	233.44	183.2	174.5	353.64	274	251
33.	West Bengal	415	174.1	169.1	74	8.4	8.2

#Does not include the pending payment of Rs.16.60 crore for the works done on 2020-21



Status of uploading of Afforestation works at e-Greenwatch portal (KML Files)

Annexure - 4A

All CA and PCA works between 2009 to 2019. (Report as on 31.3.2021)

Sr. No.	State	Total no .of polygons of site -specific Afforestation to be uploaded (CA & PCA)	Total number of polygons uploaded (%) (In %)	No .of polygons for which photographs uploaded (in %0)	Time (Month / year) by which balance polygons will be uploaded	Time (Month /year by which balance photographs will be uploaded
i.	ii.	iii.	iv.	v.	vi.	vii.
1.	Andaman& Nicobar	-	-	-	April 2022	April 2022
2.	Andhra Pradesh	530	73	73	Sep-21	Sep-21
3.	Arunachal Pradesh	-	-	-	-	-
4.	Assam	88	69.32	5.68	30.09.2021	30.09.2021
5.	Bihar	-	-	-	-	-
6.	Chandigarh	17	17.65	17.65	Dec-2022	Dec-2022
7.	Chhattisgarh	3044	99.10	44.00	April 2022	April 2022
8.	Delhi	18	67	-	Up to august 2021	Up to august 2021
9.	Goa	-	-	-	-	-
10.	Gujarat	865	72	35	December 2022	December 2022
11.	Haryana	2134	5	5	Aug-21	Aug-21
12.	Himachal Pradesh	1886	24.60	25	April 2022	April 2022
13.	J&K	2708	91	0	December, 2021	December, 2021
14.	Jharkhand	1998	94.59	30	April 2022	April 2022
15.	Karnataka	1606	47.32	50	Dec 2021	Dec 2021
16.	Kerala	6	66	0	November 2021	November 2021
17.	Madhya Pradesh	1047	71.82	100	April 2022	April 2021
18.	Maharashtra	785	23.41	16.39	October 2022	October 2022
19.	Manipur	146	47.26	46.57	March, 2022	March, 2022
20.	Meghalaya	12	100	25	-	-
21.	Mizoram	18	44.44	0	October, 2021	October, 2021
22.	Odisha	1001	26	0.50	Dec-21	Dec-21
23.	Punjab	-	-	-	-	-
24.	Rajasthan	672	83.63	62.79	December 2021	December 2021
25.	Sikkim	227	51.51	17	Marh-23	Marh-23
26.	Tamil Nadu	71	49	5	31.03.2022	31.03.2022
27.	Telangana	603	67.78	11	-	-
28.	Tripura	147	66.67	10.00	April 2022	April 2022
29.	Uttar Pradesh	2624	50	-	Nov 2021	Nov 2021
30.	Uttarakhand	-	-	-	-	-
31.	West Bengal	126	24.6	9.68	31.03.2022	31.03.2022


11.12.21

Annexure – 4B

2. CA and PCA works carried out in 2020*

Report as on 31.3.2021

Sr. No.	State	Total no .of polygons of site -specific Afforestation to be uploaded (CA & PCA)	Total number of polygons uploaded (%) (in %)	No .of polygons for which photographs uploaded (in %)	Time (Month / year) by which balance polygons will be uploaded	Time (Month /year by which balance photographs will be uploaded
i.	ii.	iii.	iv.	v.	vi.	vii.
1.	Andaman & Nicobar	-	-	-	April 2022	April 2022
2.	Andhra Pradesh	60	78	78	Sep-21	Sep-21
3.	Arunachal Pradesh	-	-	-	-	-
4.	Assam	8	-	-	30.09.2021	30.09.2021
5.	Bihar	-	174 polygons uploaded	-	-	-
6.	Chandigarh	02	100	02	-	-
7.	Chhattisgarh	505	97.06	39.30	April 2022	April 2022
8.	Delhi	2	-	-	Up to august 2021	Up to august 2021
9.	Goa	-	-	-	-	-
10.	Gujarat	70	100	46	December 2022	December 2022
11.	Haryana	209	98	91	Aug-21	Aug-21
12.	Himachal Pradesh	-	-	-	April 2022	April 2022
13.	Jammu & Kashmir	720	75	-	December, 2021	December, 2021
14.	Jharkhand	180	74.44	40	April 2022	April 2022
15.	Karnataka	-	-	-	Dec 2021	Dec 2021
16.	Kerala	9	88	-	November 2021	November 2021
17.	Madhya Pradesh	-	-	-	April 2022	April 2021
18.	Maharashtra	-	-	-	October 2022	October 2022
19.	Manipur	16	100	100	March, 2022	March, 2022
20.	Meghalaya	-	-	-	-	-
21.	Mizoram	1	-	-	October, 2021	October, 2021
22.	Odisha	50	-	-	Dec-21	Dec-21
23.	Punjab	102	100	-	-	-
24.	Rajasthan	99	72.72	30.30	December 2021	December 2021
25.	Sikkim	-	-	-	Marh-23	Marh-23
26.	Tamil Nadu	2	-	-	31.03.2022	31.03.2022
27.	Telangana	173	26	51	-	-
28.	Tripura	13	54.00	7.69	April 2022	April 2022
29.	Uttar Pradesh	486	100	41	Nov 2021	Nov 2021
30.	Uttarakhand	-	-	-	-	-
31.	West Bengal	-	-	-	31.03.2022	31.03.2022

* In is mandatory to upload the photograph of each afforestation polygons for plantation year 2020 onwards



Annexure – 4C

3. All works other than CA and PCA carried out between 2009-2019

S.no	State	Total no .of polygons of to be uploaded for works other than site specific Afforestation (CA & PCA)	Total number of polygons uploaded (%) (in %)	No .of polygons for which photographs uploaded (in %0)	Time (Month / year) by which balance polygons will be uploaded	Time (Month /year by which balance photographs will be uploaded
i.	ii.	iii.	iv.	v.	vi.	vii.
1.	Andaman & Nicobar	-	-	-	April 2022	April 2022
2.	Andhra Pradesh	202	76	76	Sep-21	Sep-21
3.	Arunachal Pradesh	-	-	-	-	-
4.	Assam	120	83.33	37.50	30.09.2021	30.09.2021
5.	Bihar	-	-	-	-	-
6.	Chandigarh	-	-	-	-	-
7.	Chhattisgarh	8663	98	26	April 2022	April 2022
8.	Delhi	-	-	-	Up to august 2021	Up to august 2021
9.	Goa	-	-	-	-	-
10.	Gujarat	56	64	42	December 2022	December 2022
11.	Haryana	4683	3	3	Aug-21	Aug-21
12.	Himachal Pradesh	-	76 in No.-	-	April 2022	April 2022
13.	Jammu & Kashmir	-	-	-	December, 2021	December, 2021
14.	Jharkhand	4430	72.93	-	April 2022	April 2022
15.	Kerala	149	-	-	Dec 2021	Dec 2021
16.	Karnataka	12867	50	50	November 2021	November 2021
17.	Madhya Pradesh	1197	86.04	NA	April 2022	April 2022
18.	Maharashtra	128	95.33	47.00	October 2022	October 2022
19.	Manipur	352	81.53	63.07	March, 2022	March, 2022
20.	Meghalaya	15	100	-	-	-
21.	Mizoram	4	-	-	October, 2021	October, 2021
22.	Odisha	6703	83	0.70	Dec-21	Dec-21
23.	Punjab	-	-	-	-	-
24.	Rajasthan	2543	56.11	30.39	December 2021	December 2021
25.	Sikkim	466	21	10	Marh-23	Marh-23
26.	Tamil Nadu	445	34	-	31.03.2022	31.03.2022
27.	Telangana	3503	62	16	-	-
28.	Tripura	36	92.00	39.00	April 2022	April 2022
29.	Uttar Pradesh	3424	100	0	Nov 2021	Nov 2021
30.	Uttarakhand	-	-	-	-	-
31.	West Bengal	104	90.48	55	31.03.2022	31.03.2022


11.12.21

Annexure – 4D

4. All works other than CA and PCA carried out in 2020*

S.no	State	Total no .of polygons of to be uploaded for works other than site specific Afforestation (CA & PCA)	Total number of polygons uploaded (%) (in %)	No .of polygons for which photographs uploaded (in %0)	Time (Month / year) by which balance polygons will be uploaded	Time (Month /year by which balance photographs will be uploaded
i.	ii.	iii.	iv.	v.	vi.	vii.
1.	Andaman & Nicobar	55	58		-April 2022	April 2022
2.	Andhra Pradesh	7	14	14	Sep-21	Sep-21
3.	Arunachal Pradesh	0	0	0	-	-
4.	Assam	93	24.73	25.80	30.09.2021	30.09.2021
5.	Bihar	-	-	-	-	-
6.	Chandigarh	-	-	-	-	-
7.	Chhattisgarh	672	90	25	April 2022	April 2022
8.	Delhi	-	-	-	Up to august 2021	Up to august 2021
9.	Goa	-	-	-	-	-
10.	Gujarat	-	-	-	-December 2022	December 2022
11.	Haryana	440	94	94	Aug-21	Aug-21
12.	Himachal Pradesh	-	-	-	-April 2022	April 2022
13.	Jammu & Kashmir	-	-	-	-December, 2021	December, 2021
14.	Jharkhand	508	79.72	-	-April 2022	April 2022
15.	Kerala	49	-	-	-Dec 2021	Dec 2021
16.	Karnataka	-	-	-	-November 2021	November 2021
17.	Madhya Pradesh	-	-	-	-April 2022	April 2022
18.	Maharashtra	-	-	-	-October 2022	October 2022
19.	Manipur	45	100	100	March, 2022	March, 2022
20.	Meghalaya	-	-	-	-	-
21.	Mizoram	1	-	-	-October, 2021	October, 2021
22.	Odisha	490	-	-	-Dec-21	Dec-21
23.	Punjab	1038	100	-	-	-
24.	Rajasthan	2543	39.39	32.03	December 2021	December 2021
25.	Sikkim	268	50	20	Marh-23	Marh-23
26.	Tamil Nadu	-	-	-	-31.03.2022	31.03.2022
27.	Telangana	1862	32	42	-	-
28.	Tripura	19	58.00	5.26	April 2022	April 2022
29.	Uttar Pradesh	3142	100	74	Nov 2021	Nov 2021
30.	Uttarakhand	-	-	-	-	-
31.	West Bengal	-	-	-	31.03.2022	31.03.2022

* It is mandatory to upload the photograph of each afforestation polygons for plantation year 2020 onwards

11.12.21

Annexure – 5

Format for progress in current year (both physical and financial)

Main APO mandatory Activities					
Sl No.	Works Name	Target		Achievement	
		Physical (Unit)	Financial (in Lakhs/Crore)	Physical (Unit)	Financial (in Lakhs/Crore)
1					
2					
		Total			
Main APO Plantation works (NPV 80%)					
3					
4					
APO Plantation works (NPV 20%)					
5					
6					
		Total			
APO Plantation works (Interest 60%)					
7					
8					
		Total			
APO Plantation works (Interest 40%)					
9					
10					
		Total			

mit
11.12.21

Annexure - I


List of participants for the meeting under the chairmanship of the Chief Executive Officer, National Authority on 29th October ,2021 at 10:30 AM at Krishna Hall, Indira Paryavaran Bhawan, MoEF&CC

From MoEFF&CC		
S. No	Name	Designation
1.	Shri. Subhash Chandra	CEO, National Authority
2.	Shri. S.P Yadav	Additional Director General (ADG), NTCA
3.	Shri. Sanjay Kumar Ojha	Jt. CEO National Authority
4.	Shri. P.K. Jha	Inspector General of Forests (IGF)
5.	Shri. Siam Khan Muan Guite	AIGF, National Authority
6.	Ms. Ajeeta Longjam	AIGF, National Authority
7.	Dr. S. D. Singh	Sr. Consultant, National Authority
8.	Dr. Manjunatha M	Consultant (F&W), National Authority
9.	Dr. Kumarsukhadeo P. Gadekar	Consultant (F&W), National Authority

Participants attended meeting physically		
S. No	Name	Designation
1.	Shri. Sanjeev Kumar	APCCF, CEO (CAMPA), Jharkhand
2.	Dr. Pradeep Raj Karat	APCCF, CEO(CAMPA) Odisha
3.	Shri. Sanjay Shrivastav	CEO CAMPA, Uttar Pradesh
	Dr. Dhanya Bhaskar	Faculty Member IIFM , Bhopal
4.	Shri. Manother Gokhale	DFO, Maharashtra
5.	Shri. Jaipal Singh	APCCF, CEO (CAMPA) Gujarat
6.	Shri. V. Sreenivava Rao	APCCF, CEO (CAMPA), Chhattisgarh
7.	Shri. Sunil Agrawal	PCCF (CAMPA) Madhya Pradesh
8.	Shri. Ramesh Srivastav	CEO CAMPA Madhya Pradesh
8.	Shri. Santosh Kumar	APCCF, CEO Goa
9.	Shri. Dinesh Kumar	DDG, FSI
10.	Shri. Lokesh Jayaswal	PCCF&CEO, Telangana
11.	Shri. Chiranjiv Chaudhari	PCCF&CEO, Andhra Pradesh
12.	Shri. Pankaj Goel	CEO CAMPA, Haryana
14.	Ms. Shikha Mehra	APCCF, CEO (CAMPA), Rajasthan
15.	Shri. K. B Singh	APCCF, CEO (CAMPA), Arunachal Pradesh
16.	Shri. J.T Mathew	PCCF, CEO (CAMPA)
17.	Shri. Sewa Singh	APCCF, CEO (CAMPA)
18.	Shri. Vishal Chauhan	Joint CEO CAMPA Punjab
19.	Ms. Soreiphy Vashum	CEO CAMPA, Manipur
20.	Shri. Rajesh Ravindran	CEO CAMPA, Kerala
21.	Shri. Suman Mohapatra	CEO CAMPA, Assam
22.	Shri. R. K Sanmal	CEO CAMPA, Tripura
23.	Shri. Vijay R. Singh	Resident Commissioner, Karnataka

[Signature]
11.12.21

Online Participants		
S. NO	NAME	Designation
1.	Shri. Saurab Rai	CEO CAMPA, Delhi
2.	Ms. Meenakshi Negi	CEO CAMPA, Karnataka
3.	Shri. Shailendra Temburnikar	PCCF CAMPA, Maharashtra
4.	Shri. Dinesh Chandra, Nepal	CEO CAMPA, Sikkim
5.	Shri. S.A. Nangsiej	CEO CAMPA, Meghalaya
6.	Shri. Rajesh Sharma	CEO CAMPA, Himachal Pradesh
7.	Shri. Lianima Lailung	APCCF & CEO CAMPA, Mizoram
9.	Shri. Suhag Singh	CEO CAMPA, Uttarakhand
10.	Shri. Amrinder Singh	CEO CAMPA, Bihar
11.	Shri. Debendra Dalai	PCCF & CEO Chandigarh
12.	Shri. Sarvesh Rai	CEO CAMPA, Jammu & Kashmir
13.	Shri. S. D. Shrama	DDG, ICFRE
14.	Shri. Sudhir Kumar	DDG, ICFRE
15.	Shri. A. K. Mohanty	IGF
16.	Shri. Rakesh Jagenia	DIG
17.	Shri. Anand Kumar Prabhakar	DIG


11.12.21